



US00D546480S

(12) **United States Design Patent**  
**Canin**

(10) **Patent No.:** **US D546,480 S**

(45) **Date of Patent:** **\*\* Jul. 10, 2007**

(54) **WALL ATTACHMENT PANEL**

(75) Inventor: **Fabrice Canin**, Victoriaville (CA)

(73) Assignee: **VIC Mobilier de Magasins Inc.**,  
Laval, Quebec (CA)

(\*\*) Term: **14 Years**

(21) Appl. No.: **29/229,306**

(22) Filed: **May 6, 2005**

(30) **Foreign Application Priority Data**

Nov. 9, 2004 (CA) ..... 108956

(51) **LOC (8) Cl.** ..... **25-01**

(52) **U.S. Cl.** ..... **D25/138**

(58) **Field of Classification Search** ..... D25/138-143,  
D25/199, 123; 206/308.1, 309, 311; 211/40,  
211/41.12, 71.01; D6/407, 629-630; 52/483.1  
See application file for complete search history.

(56) **References Cited**

**U.S. PATENT DOCUMENTS**

5,283,102 A \* 2/1994 Sweet et al. .... D25/150

D411,570 S \* 6/1999 Hilliard, IV ..... D6/629  
D440,671 S \* 4/2001 Summers et al. .... D25/199  
6,457,582 B1 \* 10/2002 Chamariq et al. .... 206/308.1  
D510,673 S \* 10/2005 Prata dos Santos ..... D6/629  
D517,225 S \* 3/2006 Burton et al. .... D25/123  
2005/0029206 A1 \* 2/2005 Macarthur-Onslow ..... 211/40

\* cited by examiner

*Primary Examiner*—Catherine R. Oliver

(74) *Attorney, Agent, or Firm*—Ogilvy Renault LLP; Guy J. Houle

(57) **CLAIM**

The ornamental design for a wall attachment panel, as shown and described.

**DESCRIPTION**


FIG. 1 is a front perspective view of the wall attachment panel;

FIG. 2 is a rear view thereof;

FIG. 3 is an end view thereof, both ends being identical; and,

FIG. 4 is a side view thereof, the other side being identical.

**1 Claim, 1 Drawing Sheet**



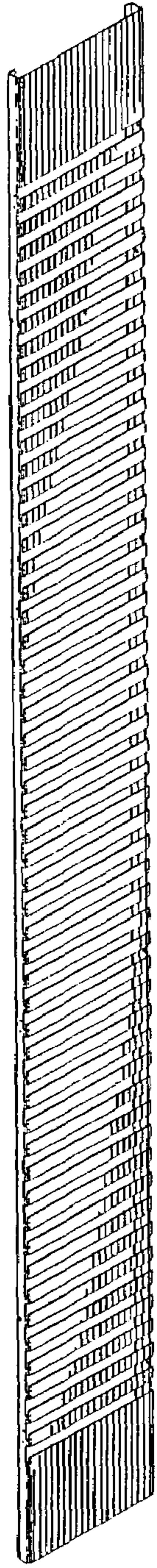


Fig-1

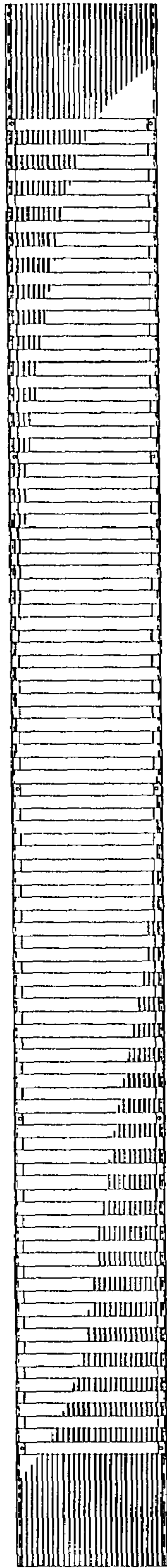


Fig-2




Fig-3



Fig-4