



US00D546477S

(12) **United States Design Patent**
Wu

(10) **Patent No.:** **US D546,477 S**
(45) **Date of Patent:** **** Jul. 10, 2007**

(54) **BRICK WITH LOGO**

(76) **Inventor:** **Raymond Wu**, 223 Del Monte Ave.,
South San Francisco, CA (US) 94080

(**) **Term:** **14 Years**

(21) **Appl. No.:** **29/232,240**

(22) **Filed:** **Jun. 15, 2005**

(51) **LOC (8) Cl.** **25-01**

(52) **U.S. Cl.** **D25/113; D25/116**

(58) **Field of Classification Search** D25/112–118;
D21/484–490, 499–502; 405/15–16, 33,
405/35, 284–286; 404/29–42; 52/503, 504,
52/575, 596–599, 603–605, 608, 612
See application file for complete search history.

(56) **References Cited**

U.S. PATENT DOCUMENTS

D84,753 S *	7/1931	Pearson	D25/113
3,025,641 A *	3/1962	Ahtiainen	52/415
D362,322 S *	9/1995	Barnett	D25/113
D364,903 S *	12/1995	Herzmann	D25/113

* cited by examiner

Primary Examiner—Louis S. Zarfes

Assistant Examiner—Gregory Andoll

(74) *Attorney, Agent, or Firm*—Squire, Sanders &
Dempsey; Aaron Wininger

(57) **CLAIM**

The ornamental design for a brick with logo, as shown and described.

DESCRIPTION

FIG. 1 is a bottom view of a brick incorporating my new design;

FIG. 2 is top view thereof;

FIG. 3 is right side view thereof, which is identical to a left side view;

FIG. 4 is a back side view thereof, which is identical to a front side view;

FIG. 5 is a perspective view thereof;

FIG. 6 is a bottom view of a brick incorporating my new design according to a second embodiment;

FIG. 7 is a top view thereof;

FIG. 8 is a right side view thereof, which is identical to left, front and back side views;

FIG. 9 is a perspective view thereof;

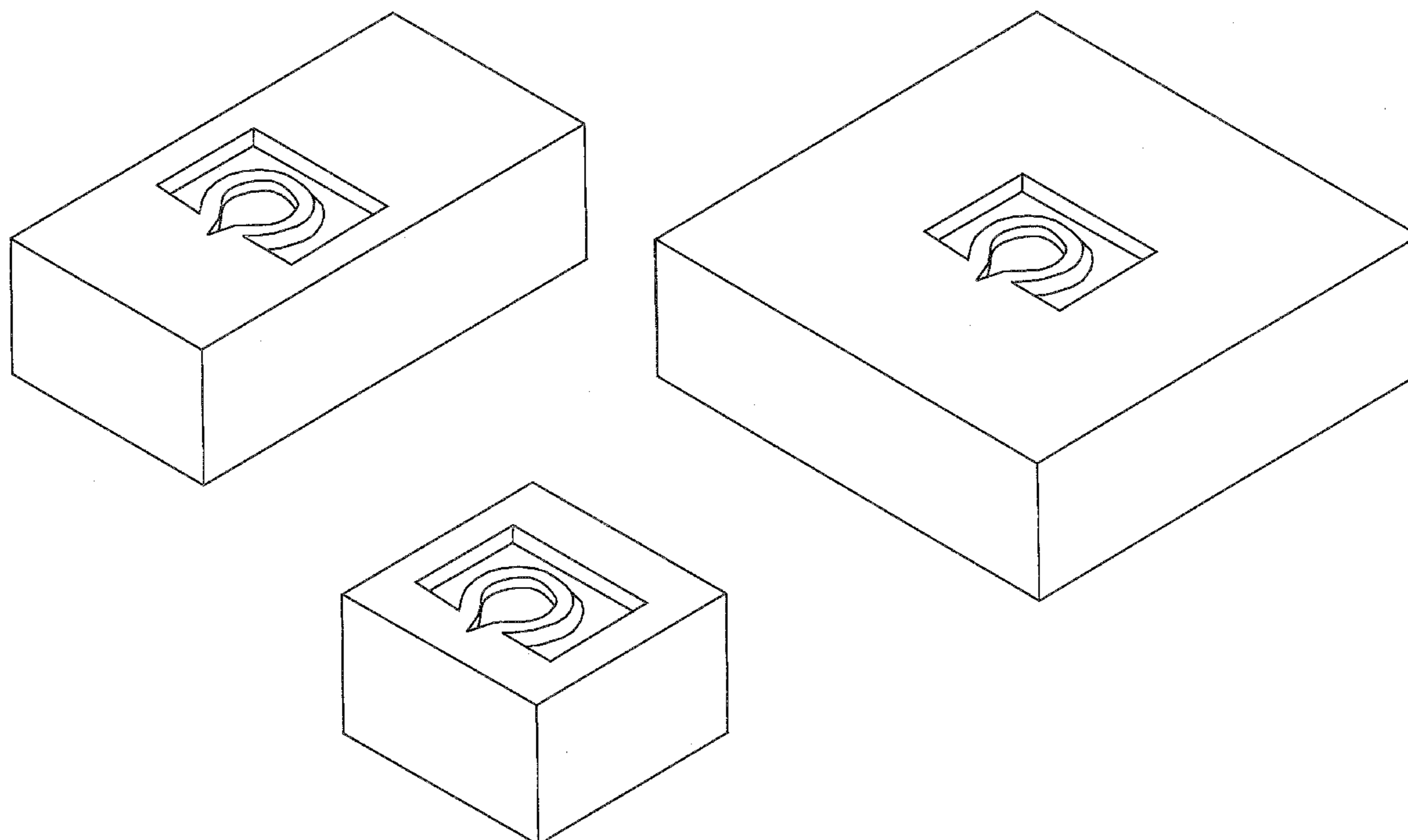
FIG. 10 is a bottom view of a brick incorporating my new design according to a third embodiment;

FIG. 11 is a top view thereof;

FIG. 12 is a right side view thereof, which is identical to left, front and back side views; and,

FIG. 13 is a perspective view thereof.

1 Claim, 8 Drawing Sheets






FIG. 1




FIG. 2




FIG. 3




FIG. 4

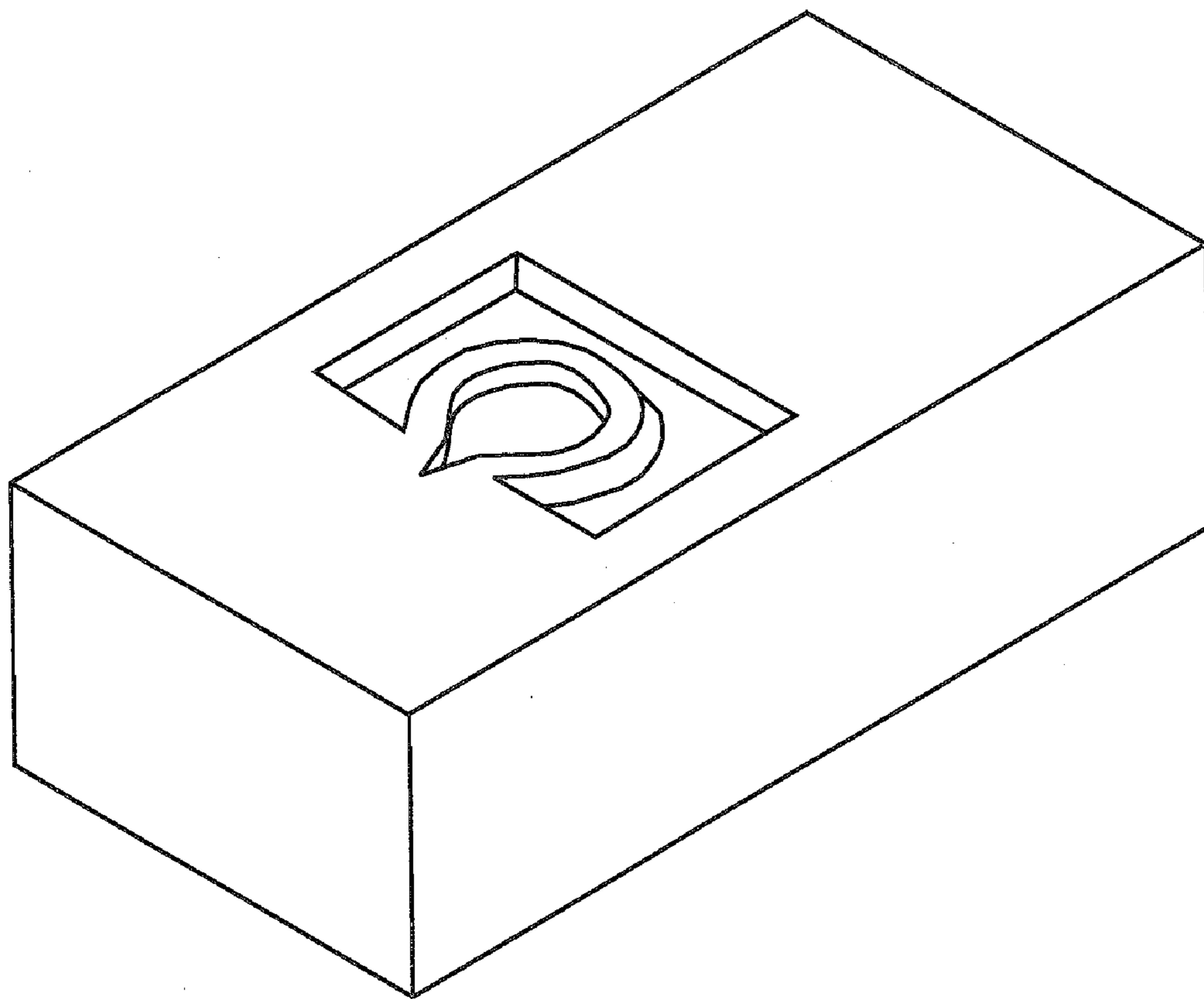


FIG. 5

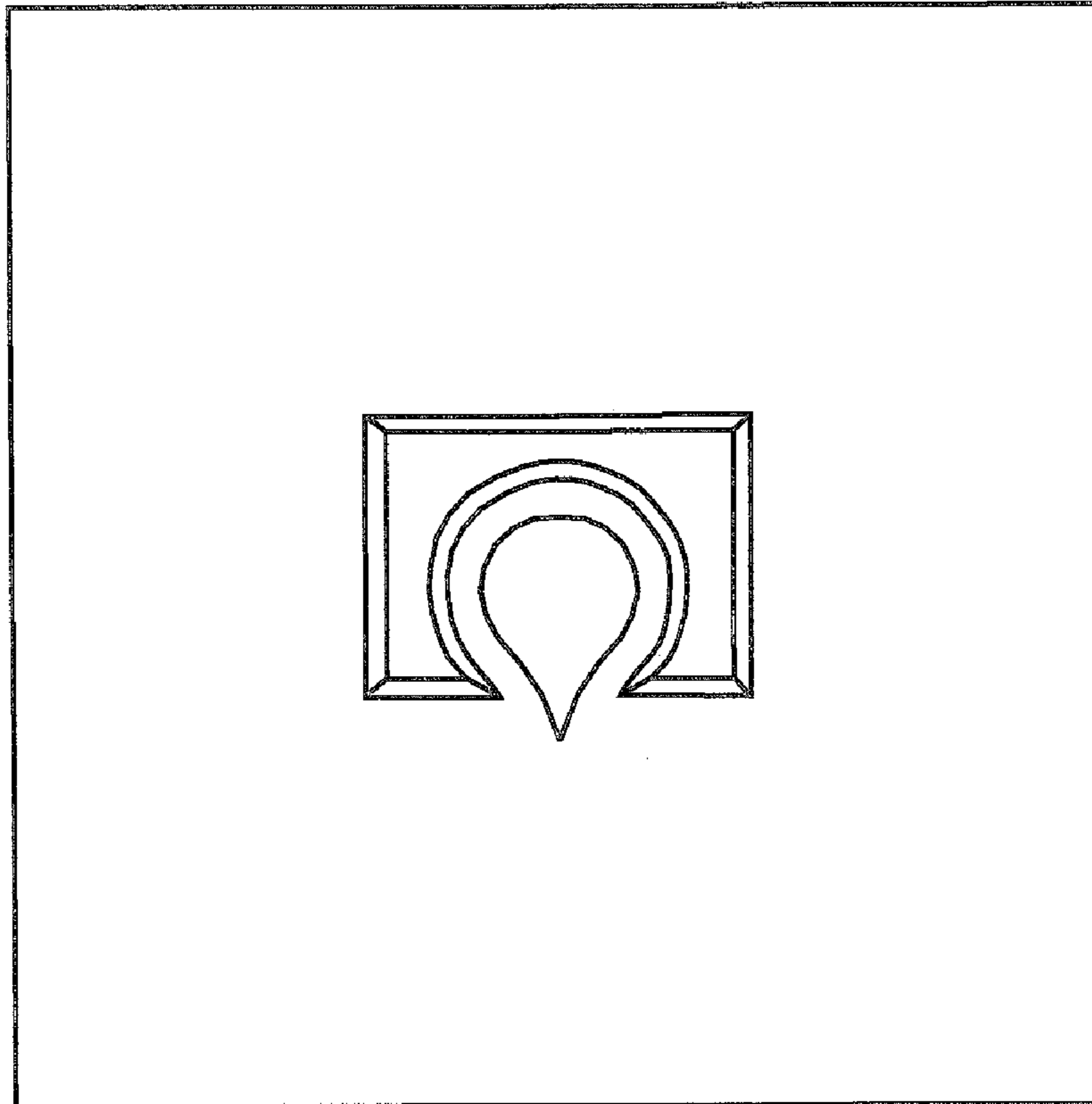


FIG. 6




FIG. 7




FIG. 8

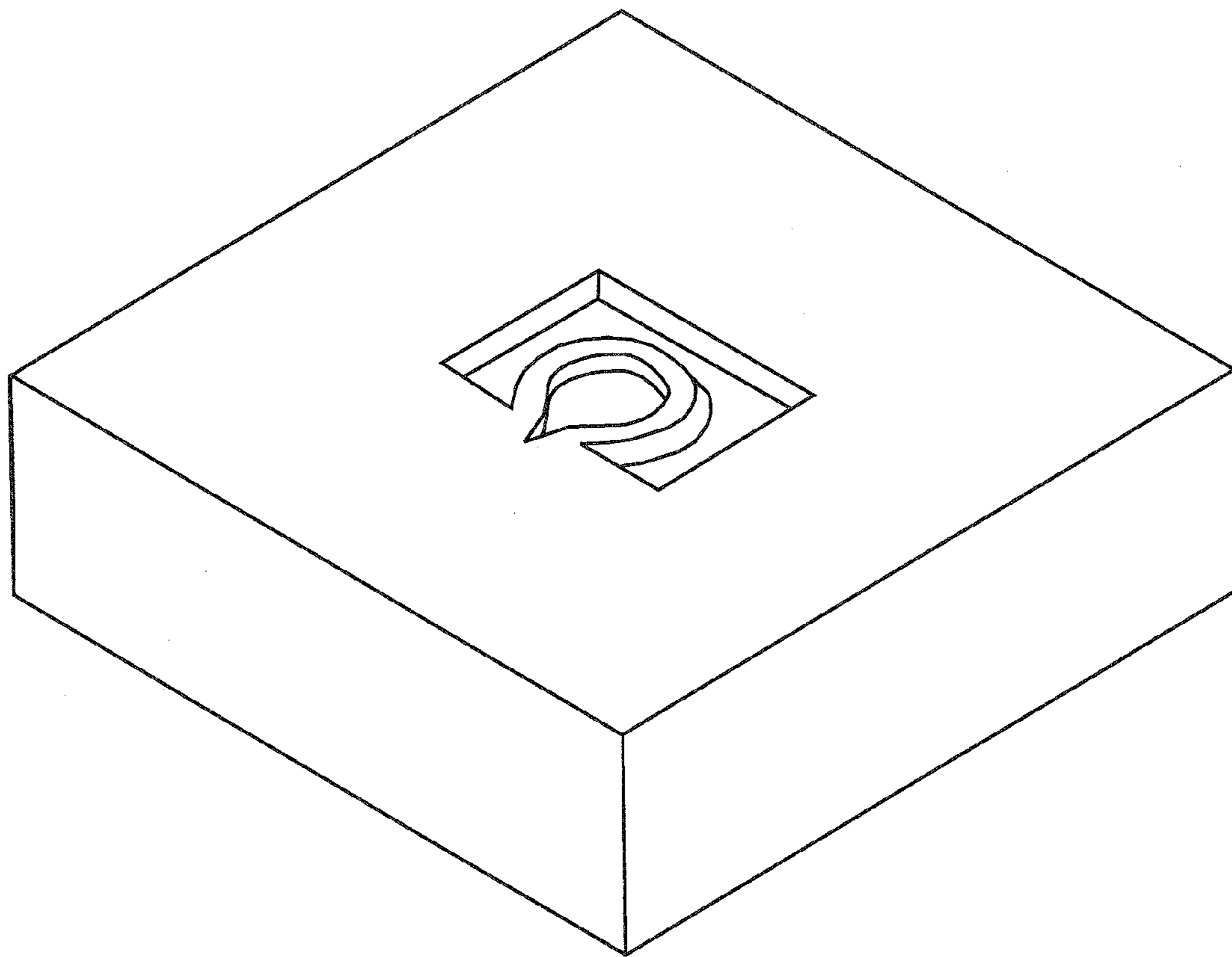


FIG. 9




FIG. 10




FIG. 11

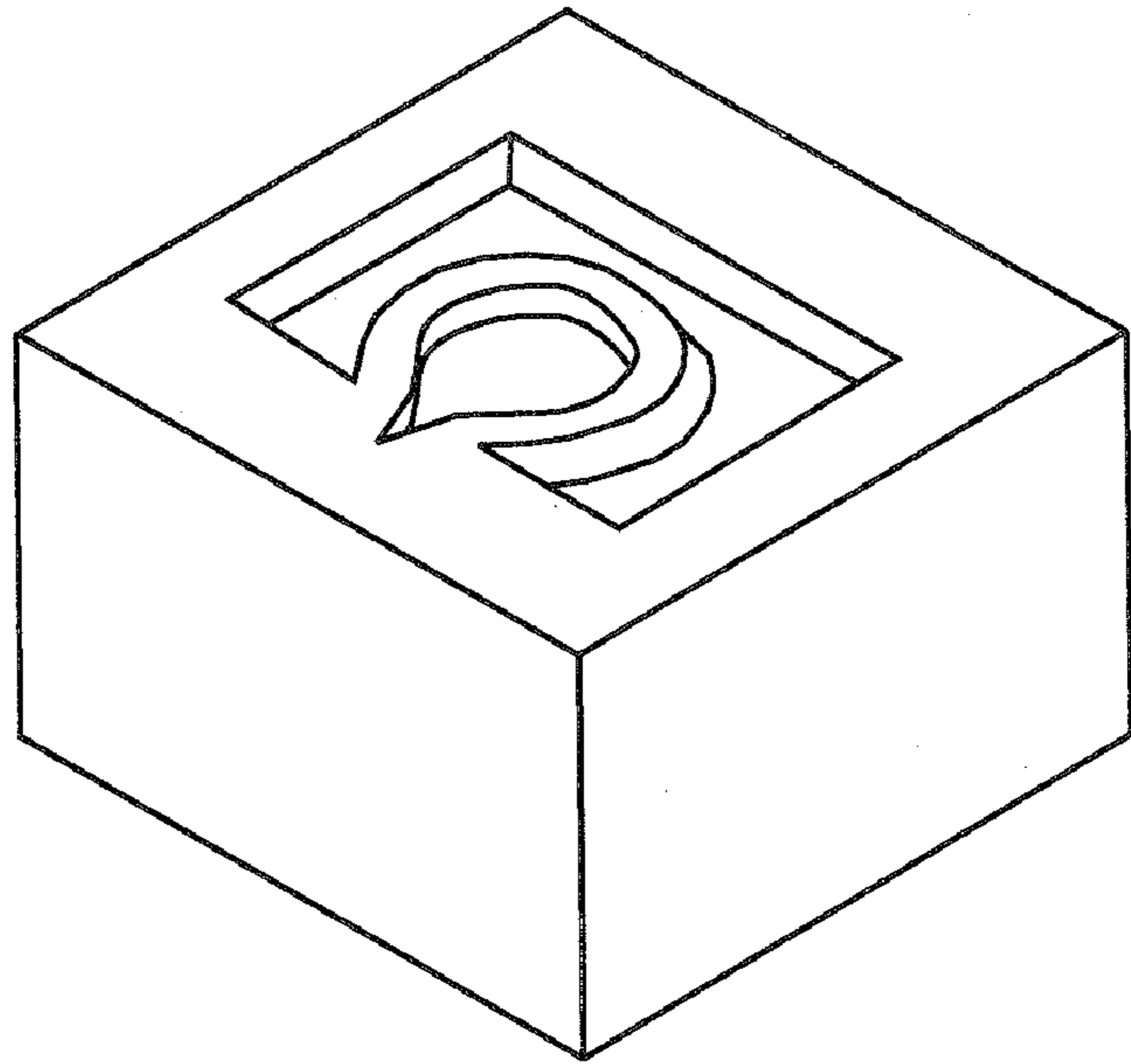



FIG. 12

FIG. 13