

US00D546469S

(12) **United States Design Patent**
Wu

(10) **Patent No.:** **US D546,469 S**

(45) **Date of Patent:** **** Jul. 10, 2007**

(54) **CONTROL DEVICE**

(75) Inventor: **Wei Wu**, Huzhou (CN)

(73) Assignee: **Zhejiang Lover Health Science and Technology Development Co., Ltd.**, Zhejiang Province (CN)

(**) Term: **14 Years**

(21) Appl. No.: **29/276,447**

(22) Filed: **Jan. 26, 2007**

(51) **LOC (8) Cl.** **28-03**

(52) **U.S. Cl.** **D24/215**

(58) **Field of Classification Search** D24/211-215,
D24/200, 143; 601/46, 101, 87, 84, 80, 70,
601/85, 78, 67, DIG. 14, DIG. 16; 600/38;
D13/168, 169, 170, 174

See application file for complete search history.

(56) **References Cited**

U.S. PATENT DOCUMENTS

- D346,219 S * 4/1994 Fardigh D24/143
- D496,333 S * 9/2004 Nan D13/103
- D536,797 S * 2/2007 Klearman et al. D24/215

- 2002/0133102 A1* 9/2002 Quan 601/46
- 2006/0069329 A1* 3/2006 Nan D13/103
- 2006/0069330 A1* 3/2006 Nan 601/72

* cited by examiner

Primary Examiner—Ian Simmons

Assistant Examiner—Melanie Levy

(57) **CLAIM**

The ornamental design for a control device, as shown and described.

DESCRIPTION

FIG. 1 is a front elevational view of a control device showing my new design;

FIG. 2 is a rear elevational view thereof;

FIG. 3 is a right side view thereof;


FIG. 4 is a left side view thereof;

FIG. 5 is a top plan view thereof;

FIG. 6 is a bottom plan view thereof; and,

FIG. 7 is a perspective view thereof.

1 Claim, 7 Drawing Sheets






FIG. 1

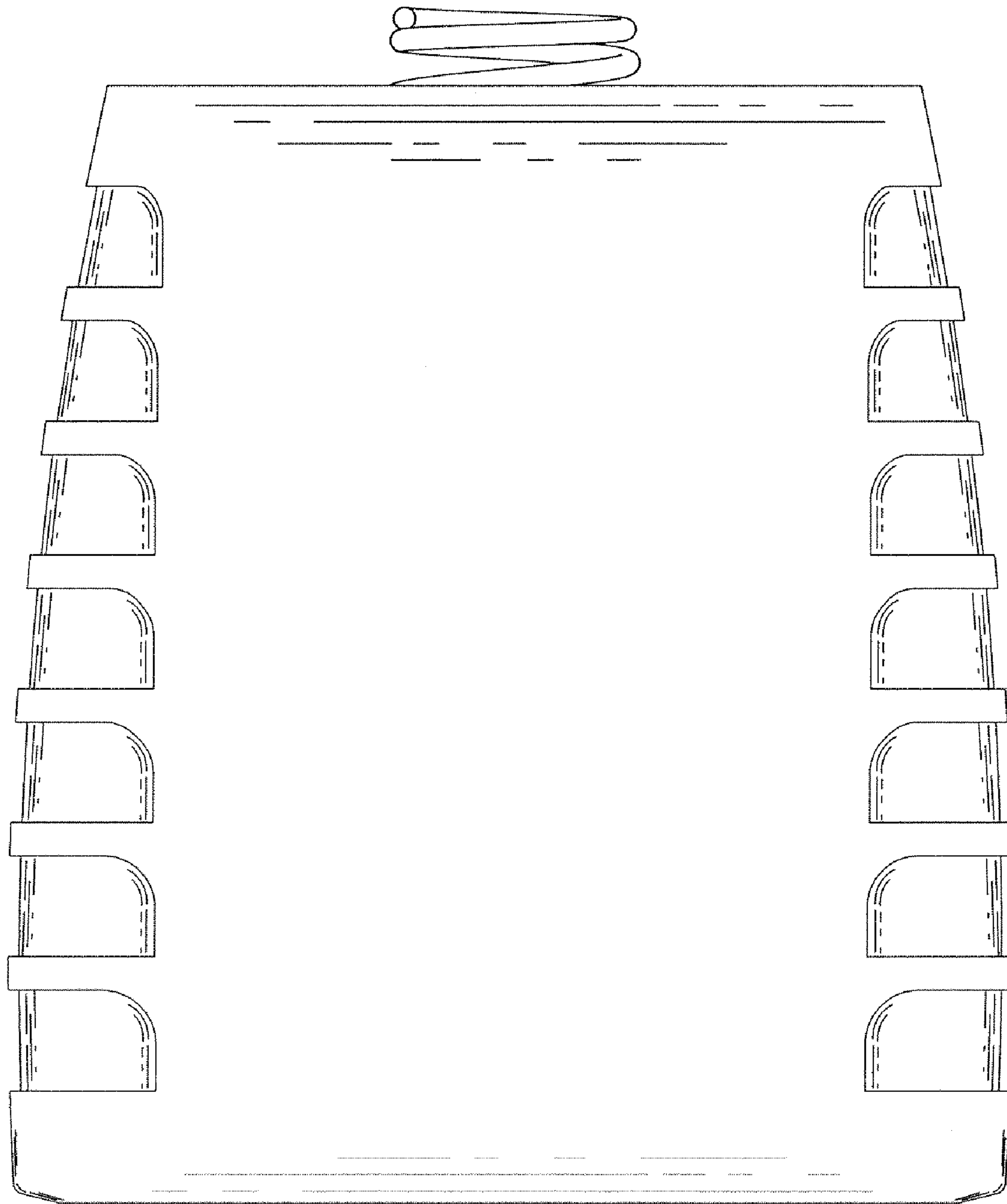


FIG. 2




FIG. 3




FIG. 4

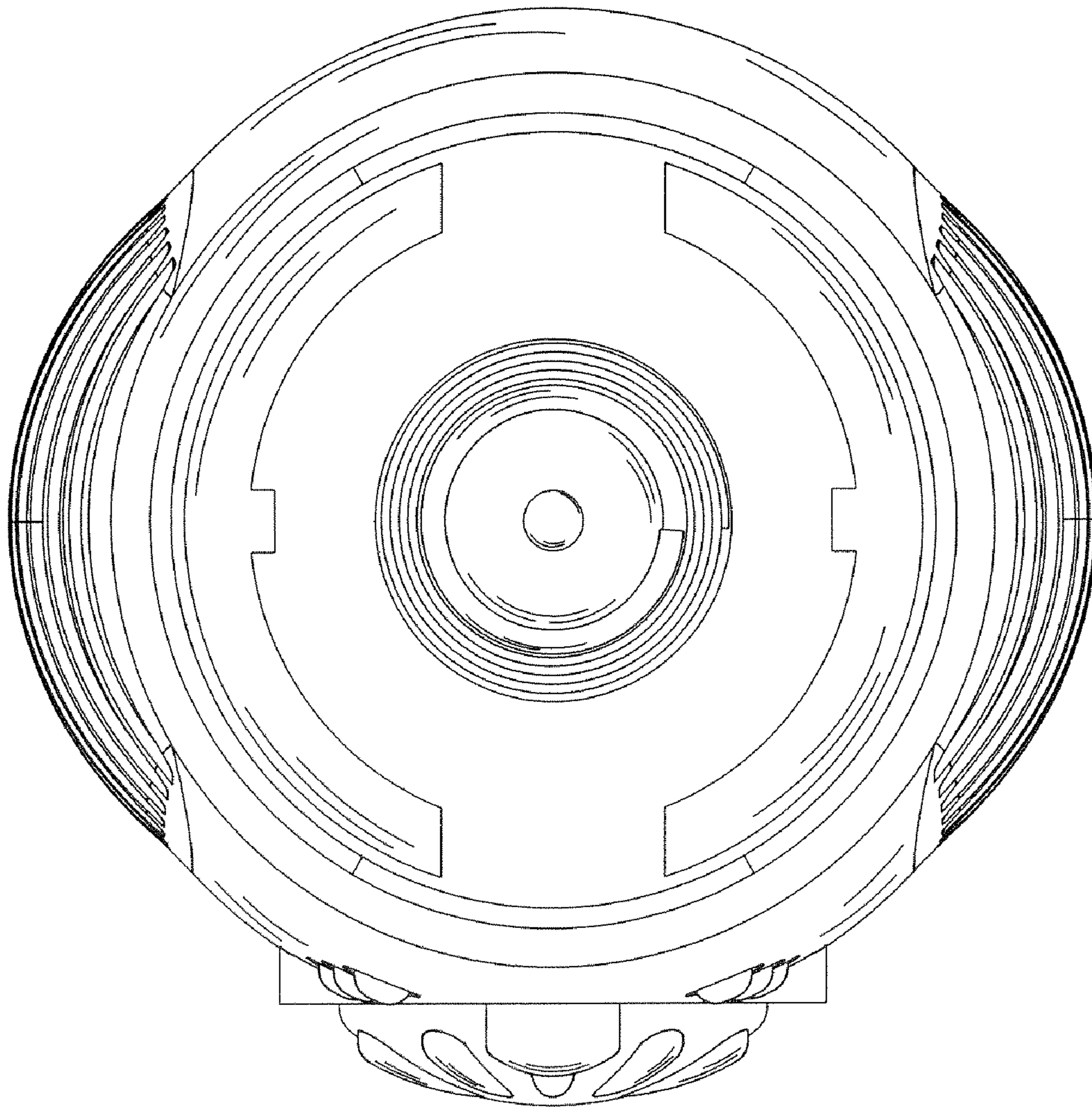


FIG. 5




FIG. 6

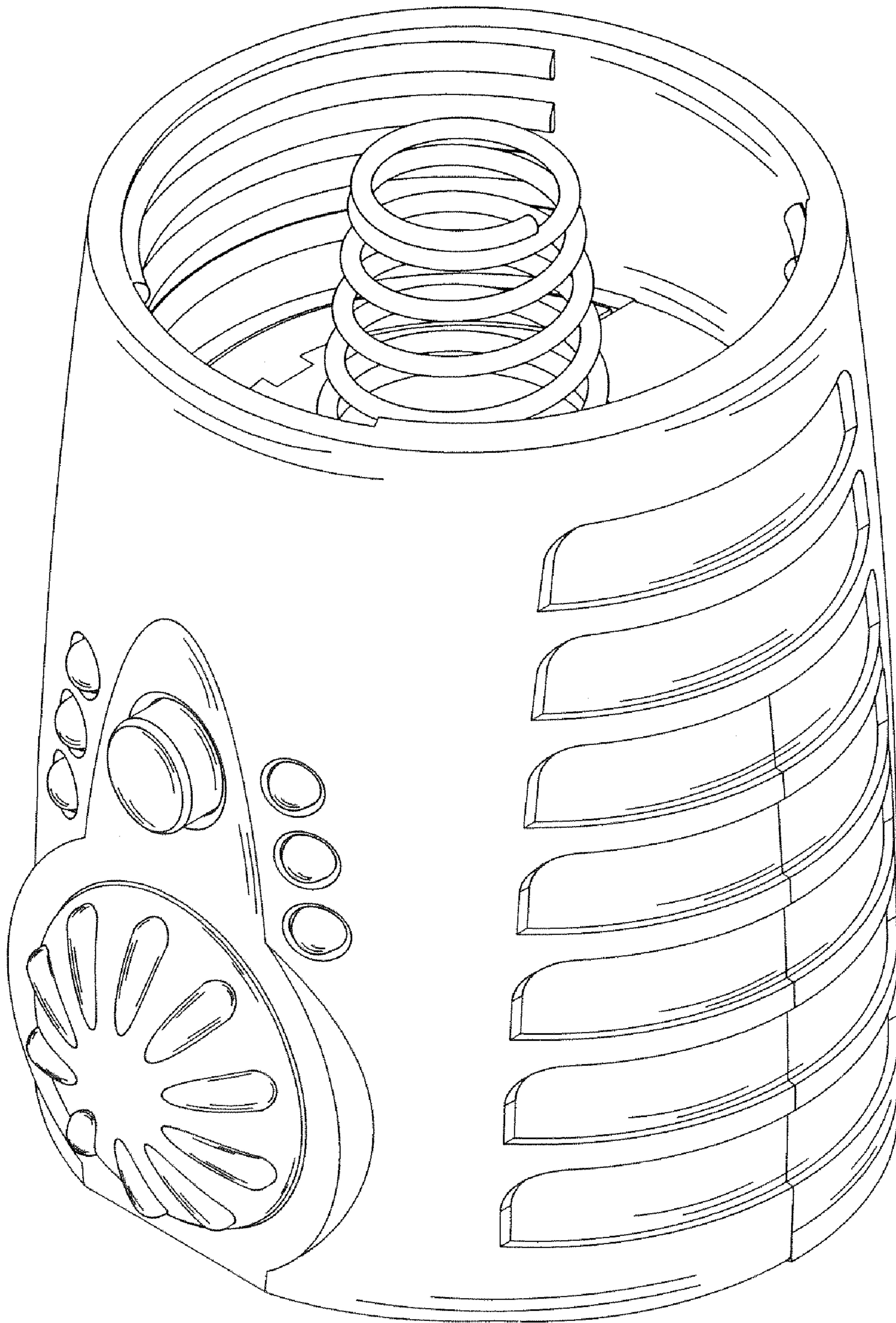


FIG. 7