

US00D546462S

(12) **United States Design Patent**
Buethorn

(10) **Patent No.:** **US D546,462 S**
(45) **Date of Patent:** **** Jul. 10, 2007**

(54) **ORTHOSIS**
(75) Inventor: **Donald R. Buethorn**, Ferndale, WA (US)
(73) Assignee: **Cascade Dafo, Inc.**, Ferndale, WA (US)
(**) Term: **14 Years**
(21) Appl. No.: **29/254,206**
(22) Filed: **Feb. 17, 2006**

6,076,286 A 6/2000 Donnadieu
6,173,511 B1 1/2001 Perrault
6,517,505 B1 2/2003 Veldman
6,629,945 B1 10/2003 Stomgren
D485,667 S 1/2004 Kielt et al.
6,726,645 B1 * 4/2004 Davis 602/27
6,793,640 B1 * 9/2004 Avon 602/23
6,827,696 B1 * 12/2004 Maguire 602/27
6,922,919 B2 8/2005 Chenevert
2005/0240133 A1 * 10/2005 Rooney 602/23
2005/0273028 A1 * 12/2005 Reynolds et al. 602/27

(51) **LOC (8) Cl.** **24-01**
(52) **U.S. Cl.** **D24/192; D24/190**
(58) **Field of Classification Search** D24/190-192,
D24/64; 602/16, 22-3, 26-9, 65, 5-6; 128/80,
128/87, 88, 153, 583; 36/44, 68, 69, 115-7,
36/140; D2/961
See application file for complete search history.

OTHER PUBLICATIONS

U.S. Appl. No. 29/254,216, filed Feb. 17, 2006, Donald R. Buethorn.
U.S. Appl. No. 29/254,215, filed Feb. 17, 2006, Donald R. Buethorn.
U.S. Appl. No. 29/254,211, filed Feb. 17, 2006, Donald R. Buethorn.
U.S. Appl. No. 29/254,207, filed Feb. 17, 2006, Donald R. Buethorn.

(56) **References Cited**

U.S. PATENT DOCUMENTS

212,261 A 2/1879 Pugsley
346,606 A 8/1886 Pugsley
1,465,233 A 8/1923 Posner
2,348,300 A 5/1944 Klaus
3,068,872 A 12/1962 Brody
3,333,353 A 8/1967 Garcia
3,545,447 A 12/1970 Silverman
3,584,622 A 6/1971 Domenico
D255,384 S 6/1980 Finnieston
D257,594 S * 12/1980 Finnieston D24/192
4,346,525 A 8/1982 Larsen et al.
4,705,025 A 11/1987 Dedo
4,759,357 A 7/1988 Allart et al.
D297,368 S * 8/1988 Womack D24/192
4,821,430 A 4/1989 Flemming et al.
5,174,052 A 12/1992 Schoenhaus et al.
D357,349 S 4/1995 Vasyli
D358,249 S 5/1995 Vasyli
D358,891 S * 5/1995 Miller D24/192
D373,194 S * 8/1996 Grifka D24/192
D385,040 S * 10/1997 Keselman D24/192
D391,749 S 3/1998 Fisher et al.
5,887,591 A * 3/1999 Powell et al. 128/882

* cited by examiner

Primary Examiner—Louis S. Zarfes
Assistant Examiner—Susan E Krakower
(74) *Attorney, Agent, or Firm*—George C. Rondeau, Jr.;
Davis Wright Tremaine LLP

(57) **CLAIM**

The ornamental design for an orthosis, as shown and described.

DESCRIPTION

FIG. 1 is a front perspective view of an orthosis showing my new design;
FIG. 2 is a front elevational view thereof;
FIG. 3 is a rear elevational view thereof;
FIG. 4 is a left side elevational view thereof;
FIG. 5 is a right side elevational view thereof;
FIG. 6 is a top plan view thereof; and,
FIG. 7 is a bottom plan view thereof.

1 Claim, 7 Drawing Sheets

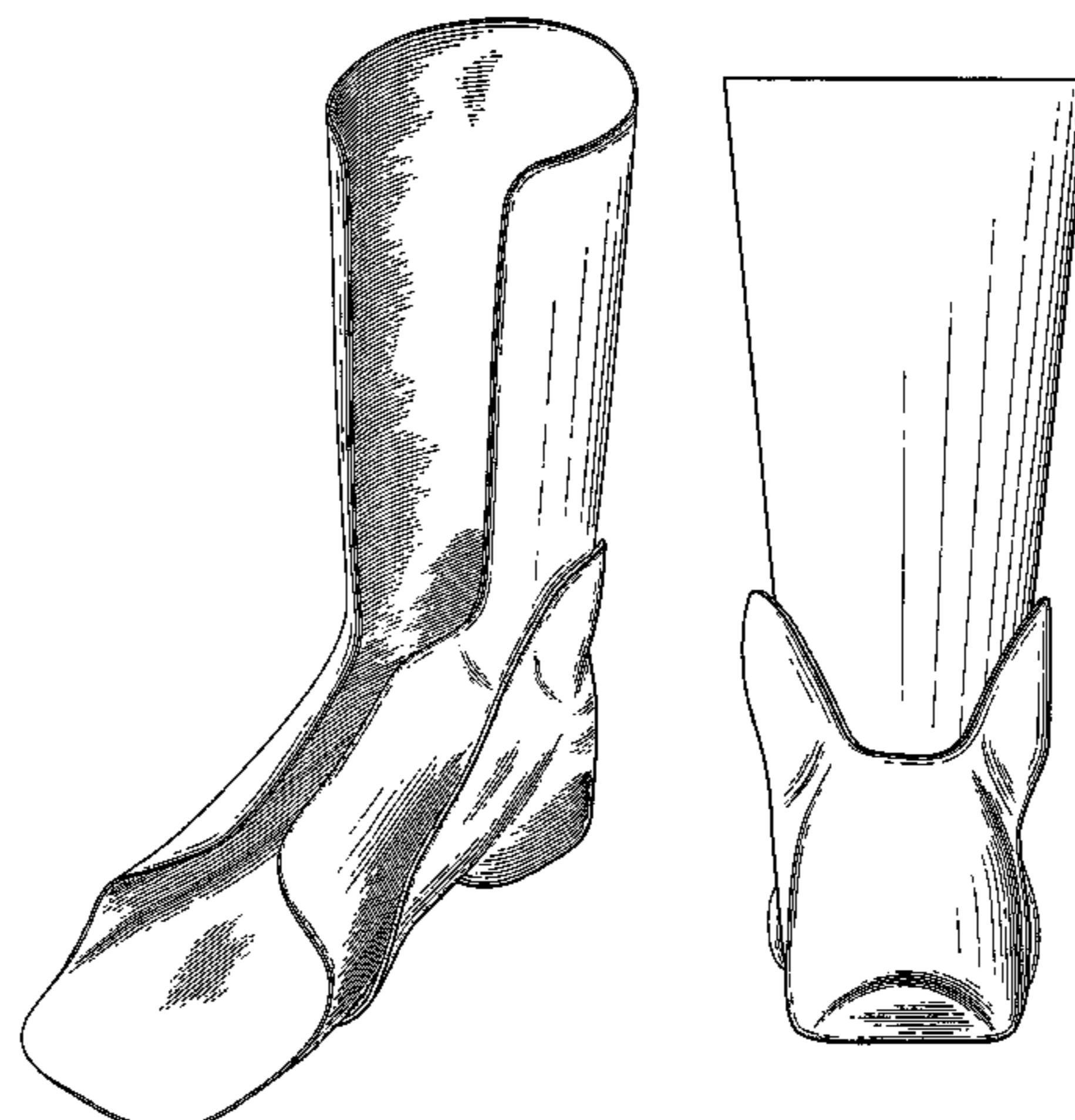




Fig. 1

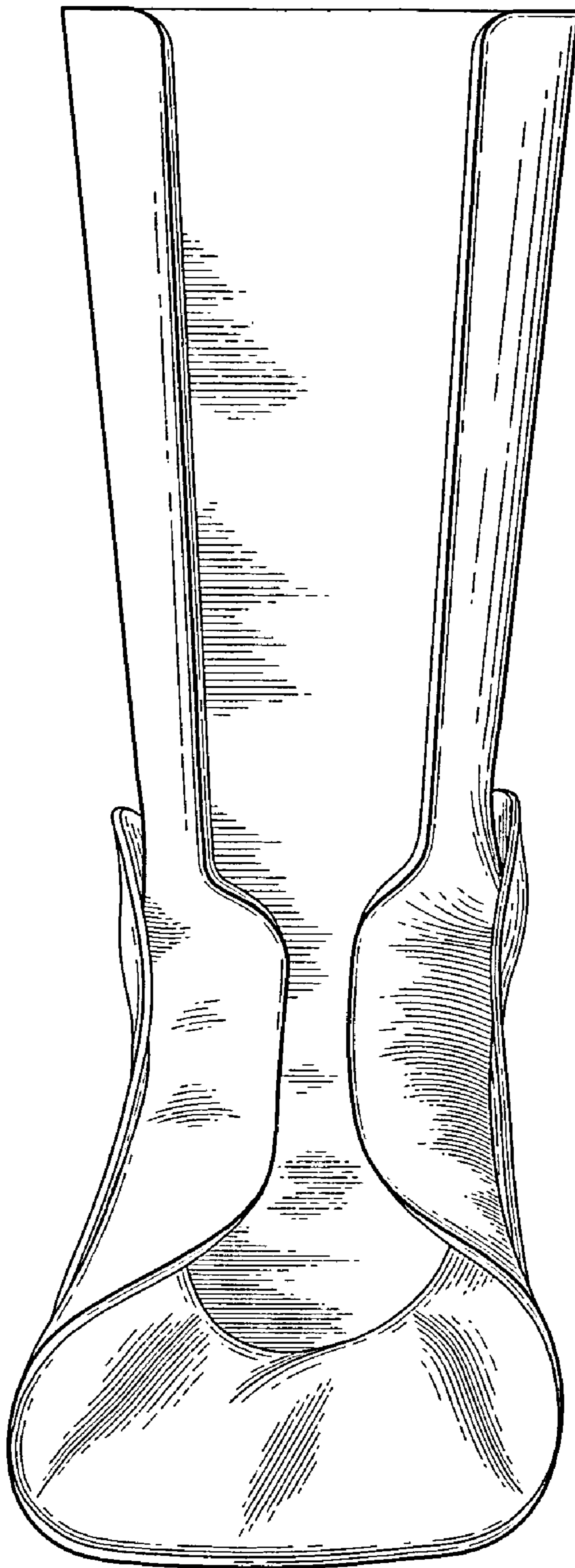


Fig. 2

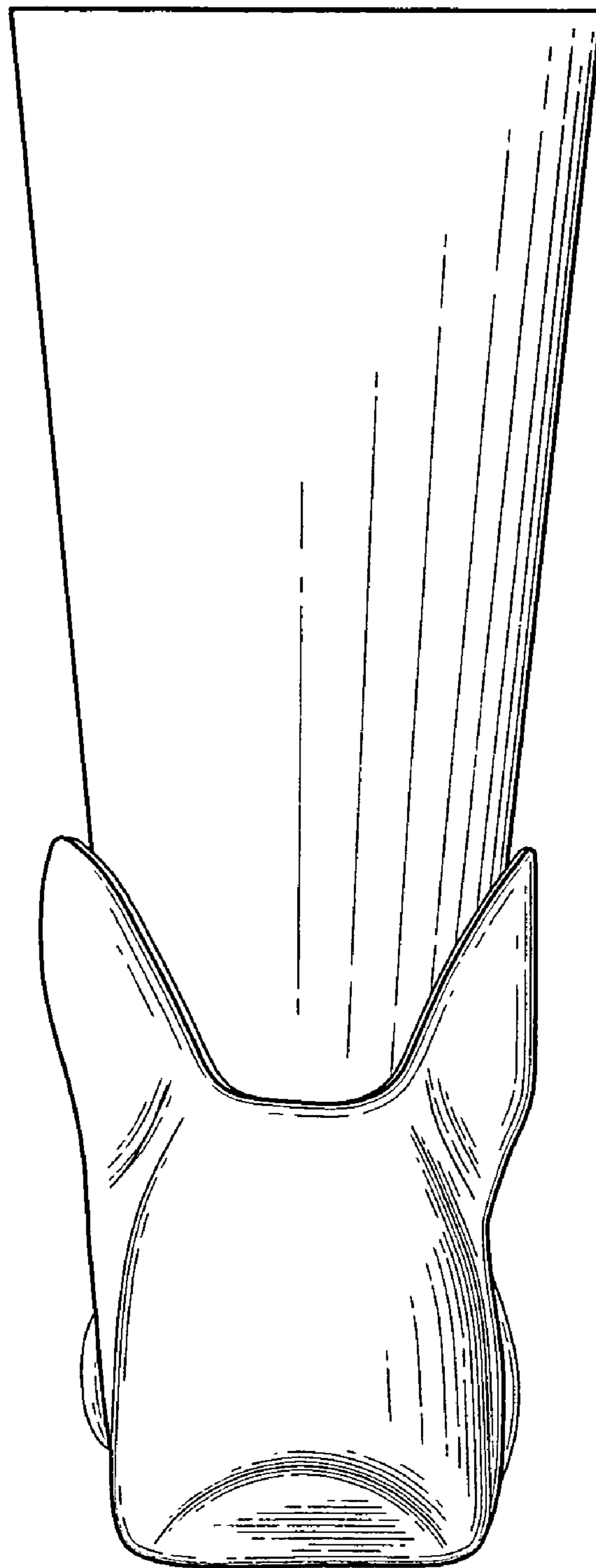


Fig. 3

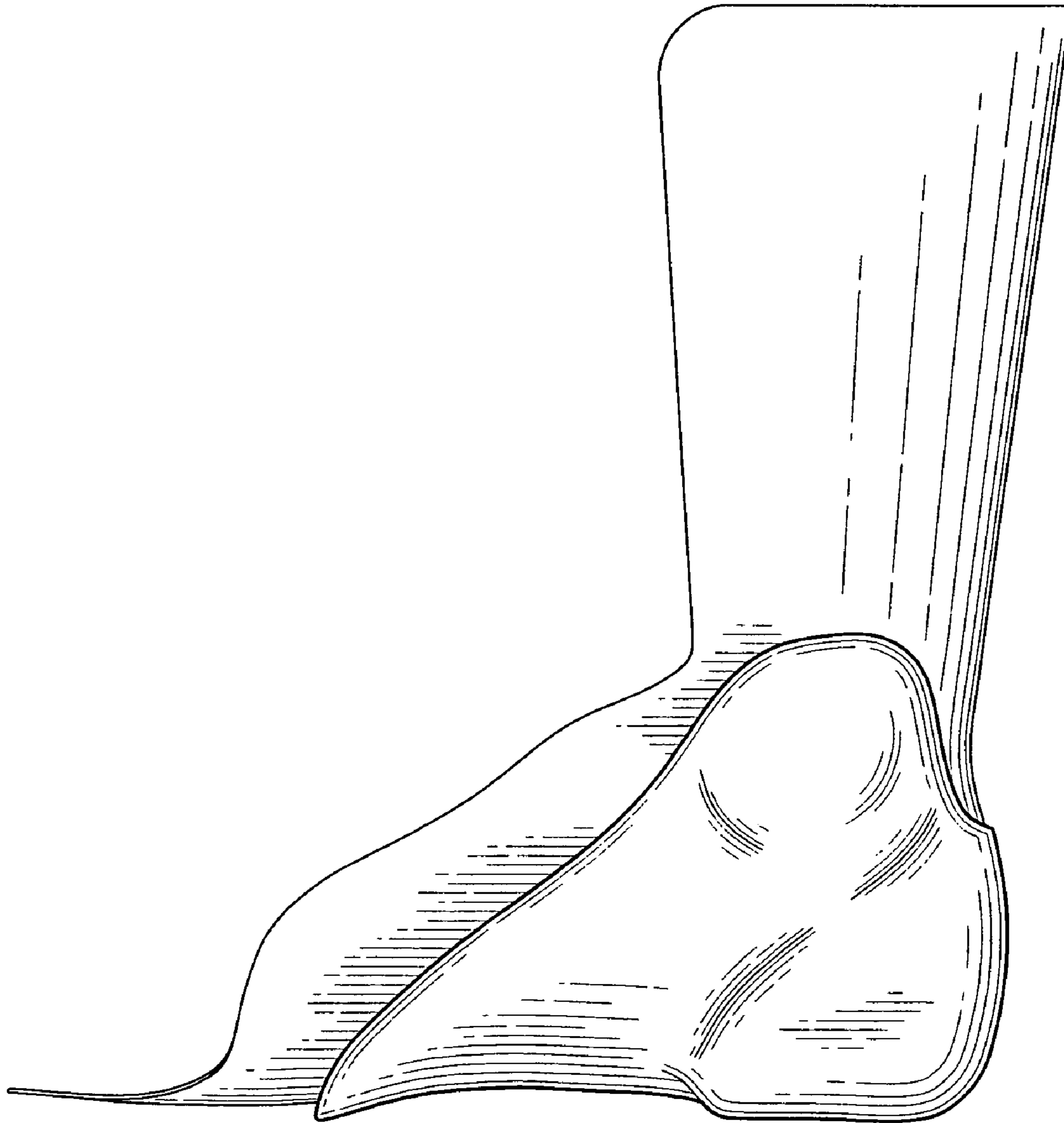


Fig. 4

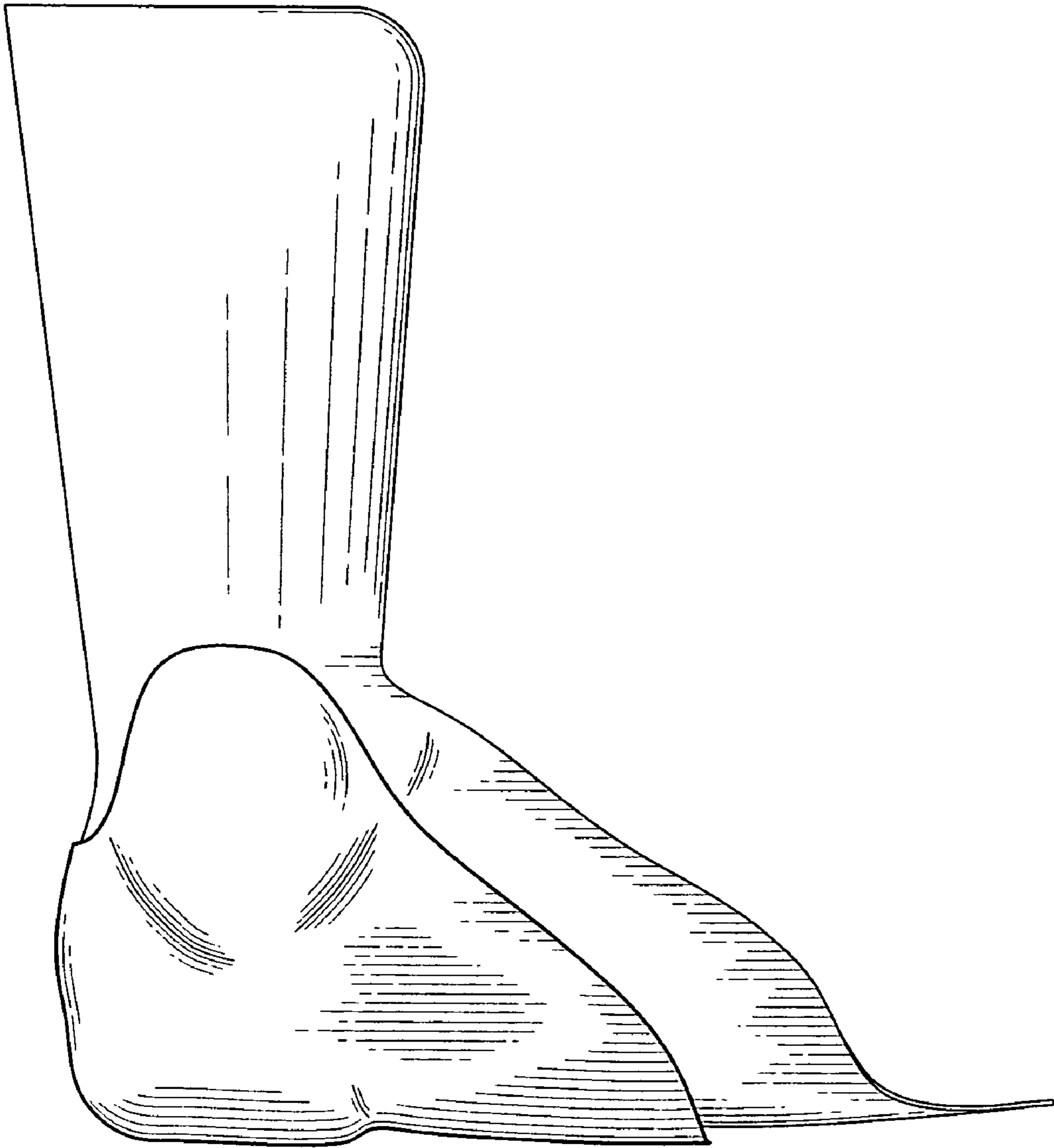


Fig. 5

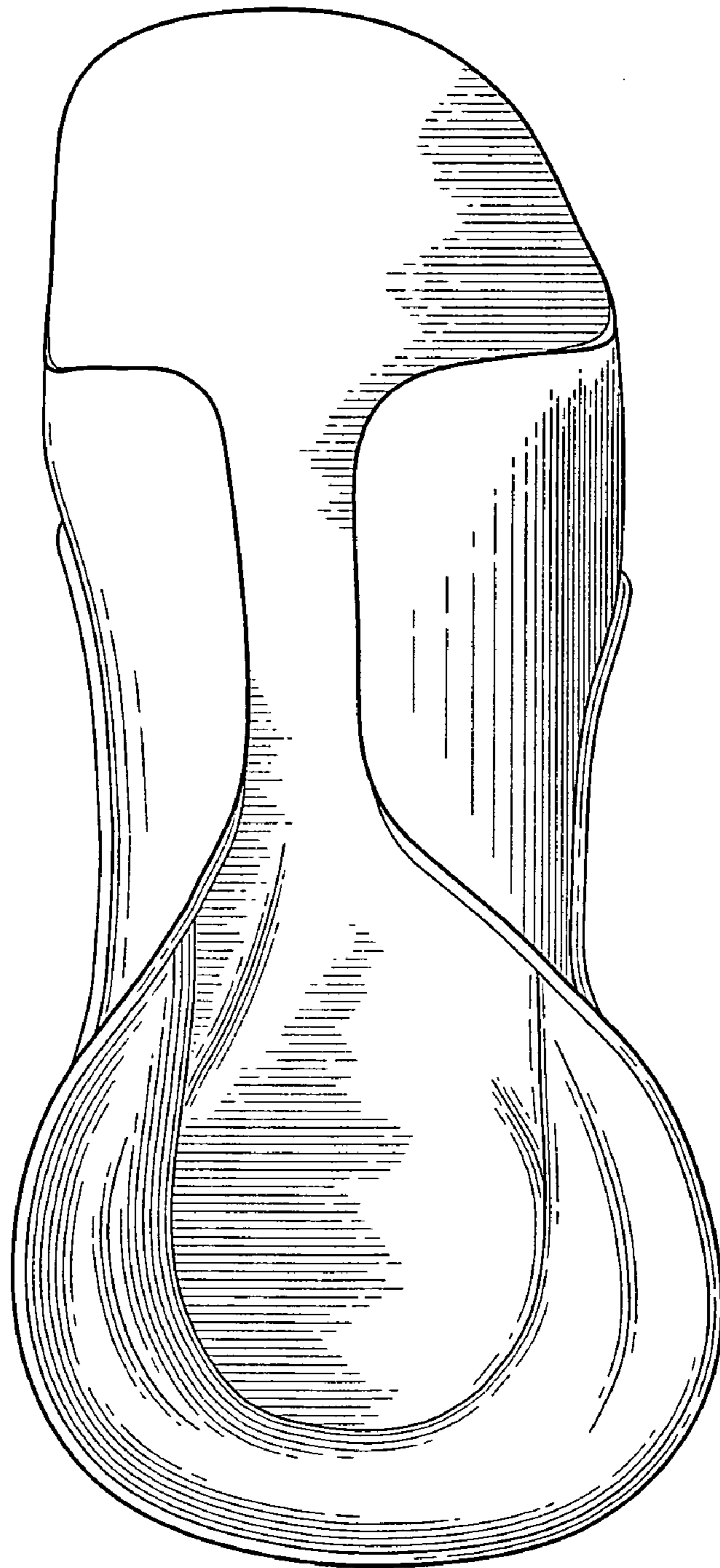


Fig. 6

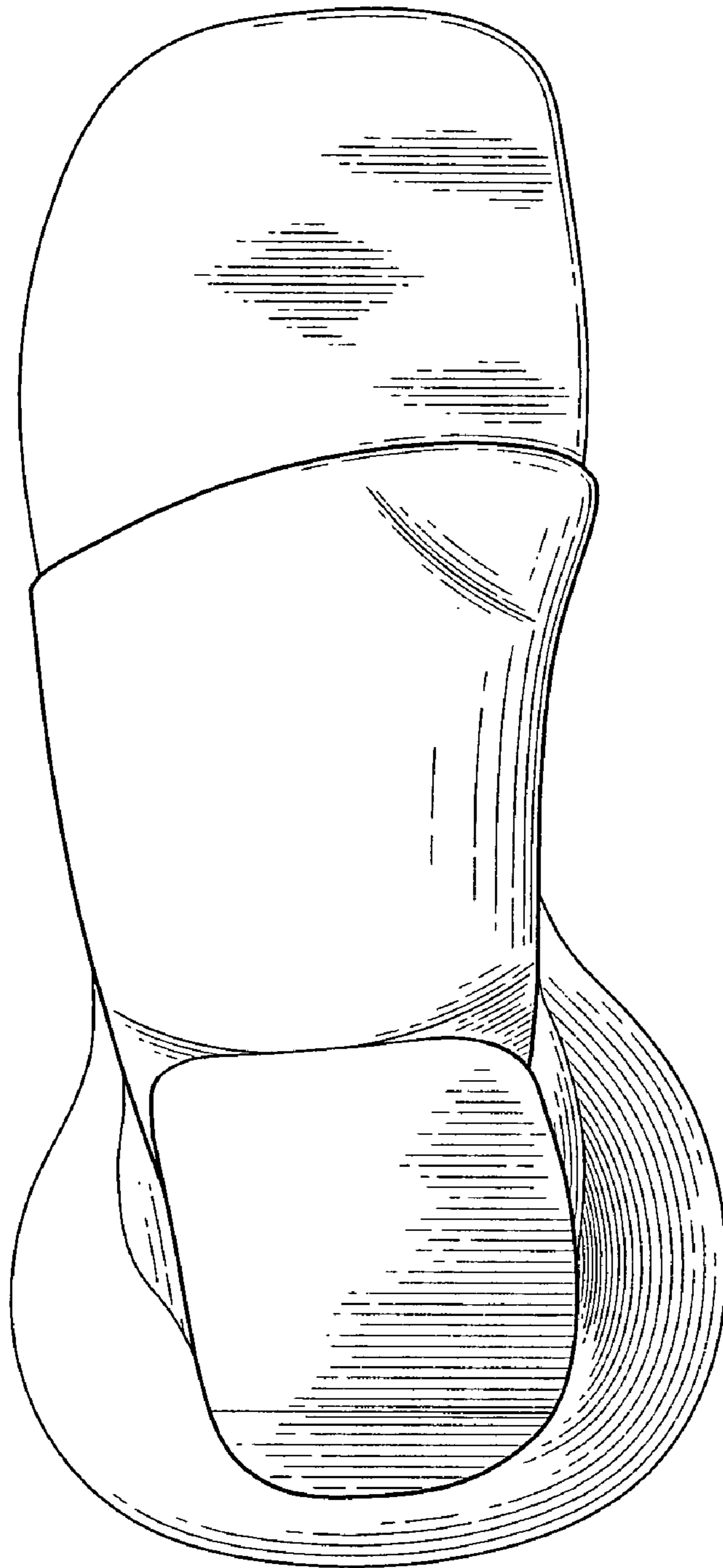


Fig. 7