

US00D546456S

(12) **United States Design Patent** (10) **Patent No.:** **US D546,456 S**  
**May** (45) **Date of Patent:** **\*\* Jul. 10, 2007**

(54) **BLOOD GLUCOSE METER**

D516,217 S \* 2/2006 Brown et al. .... D24/186  
D522,656 S \* 6/2006 Orr et al. .... D24/169

(75) Inventor: **Stuart May**, London (GB)

(73) Assignee: **Hypoguard Limited**, Woodbridge (GB)

(\*\*) Term: **14 Years**

(21) Appl. No.: **29/231,862**

(22) Filed: **Jun. 10, 2005**

(51) **LOC (8) Cl.** ..... **24-01**

(52) **U.S. Cl.** ..... **D24/186**

(58) **Field of Classification Search** ..... D24/169,  
D24/183-187, 216-234; 422/56, 58, 61,  
422/67, 68.1, 102, 104; 436/46, 50, 55; 600/309,  
600/318, 322, 368, 583; D10/104  
See application file for complete search history.

(56) **References Cited**

**U.S. PATENT DOCUMENTS**

5,282,950 A	2/1994	Dietze et al.	
D378,612 S	3/1997	Clark et al.	
5,713,353 A	2/1998	Castano	
D393,313 S	4/1998	Meisner et al.	
5,743,262 A	4/1998	Lepper, Jr. et al.	
D406,895 S *	3/1999	Byrd et al. ....	D24/169
D411,621 S	6/1999	Eisenbarth et al.	
5,989,917 A	11/1999	McAleer et al.	
D417,504 S	12/1999	Love et al.	
D423,102 S	4/2000	Mertenat	
D424,696 S	5/2000	Ray et al.	
D428,654 S	7/2000	Schlesinger et al.	
D429,527 S	8/2000	Bolam et al.	
D440,312 S	4/2001	Bertrand et al.	
D459,812 S *	7/2002	Ijiri .....	D24/169
D465,026 S	10/2002	May et al.	
D465,849 S	11/2002	May et al.	
D471,983 S	3/2003	Hippolyte et al.	
D473,310 S *	4/2003	Schlagheck et al. ....	D24/169
D496,461 S *	9/2004	Neel et al. ....	D24/169
D508,862 S *	8/2005	Behar et al. ....	D10/104

**OTHER PUBLICATIONS**

Blood Glucose Meter Certificate of Registration of Design No. 2094365, Date of Registration Jul. 20, 2000, Date of Grant of Certificate Jul. 31, 2000, 4 pgs.

Blood Glucose Meter Certificate of Registration of Design No. 2092451, Date of Registration Apr. 27, 2000, Date of Grant of Certificate May 10, 2000, 4 pgs.

Copending U.S. Appl. No. 29/231,863, filed Jun. 10, 2005, "Blood Glucose Meter", 8 pgs.

Copending U.S. Appl. No. 29/231,864, filed Jun. 10, 2005, "Blood Glucose Meter", 8 pgs.

Copending U.S. Appl. No. 29/231,865, filed Jun. 10, 2005, "Blood Glucose Meter", 8 pgs.

\* cited by examiner

*Primary Examiner*—Robert A. Delehanty

*Assistant Examiner*—Mark Cavanna

(74) *Attorney, Agent, or Firm*—O'Keefe, Egan, Peterman & Enders LLP

(57) **CLAIM**

The ornamental design for a blood glucose meter, as shown and described.

**DESCRIPTION**

FIG. 1 is a top plan view of a blood glucose meter showing the new design.

FIG. 2 is a left side elevation view of the blood glucose meter.

FIG. 3 is a front elevation view of the blood glucose meter.

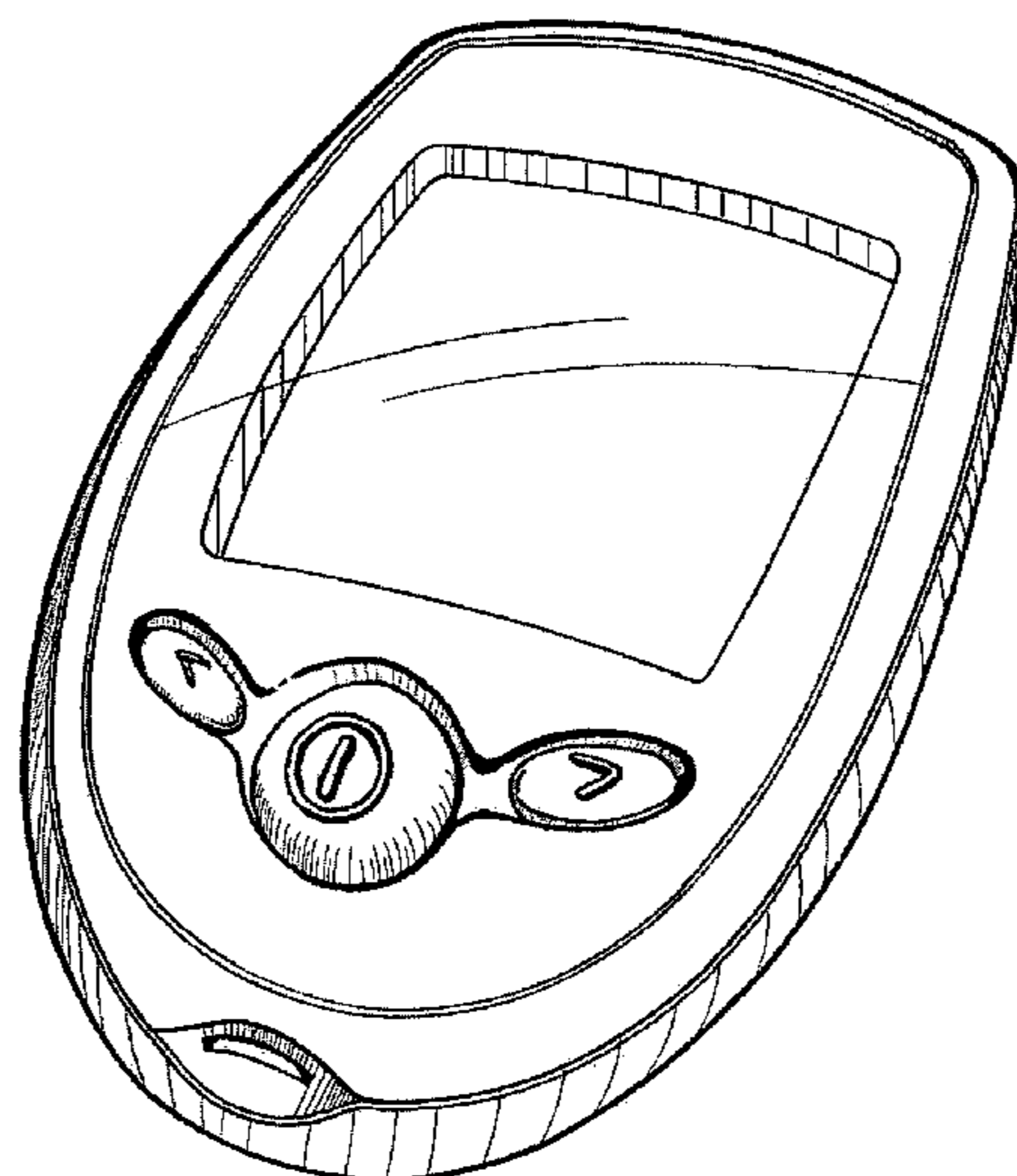
FIG. 4 is a rear elevation view of the blood glucose meter.

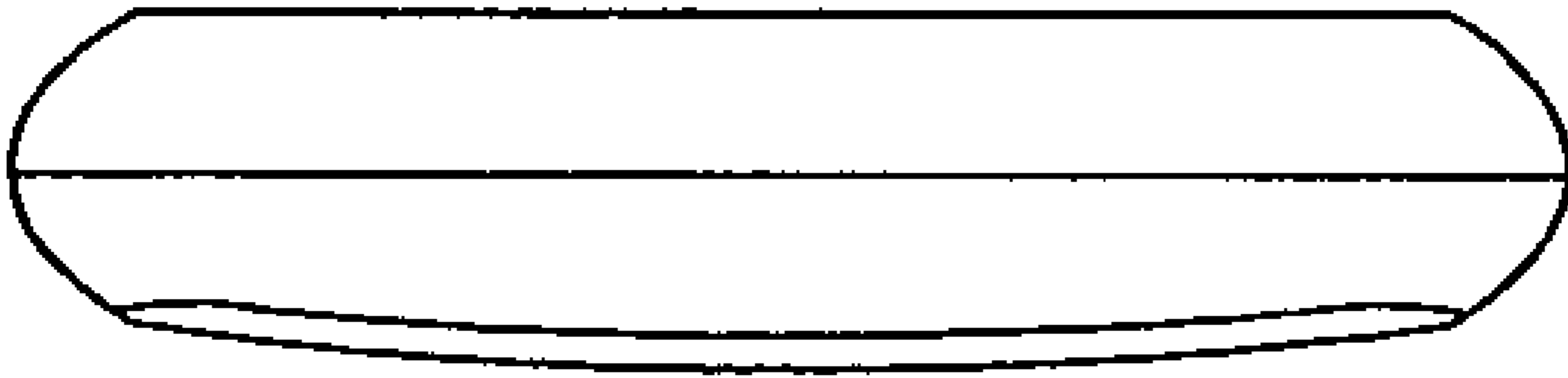
FIG. 5 is a bottom plan view of the blood glucose meter.

FIG. 6 is a right side elevation view of the blood glucose meter; and,

FIG. 7 is a perspective view of the blood glucose meter.

**1 Claim, 7 Drawing Sheets**





**FIG. 1**




FIG. 2

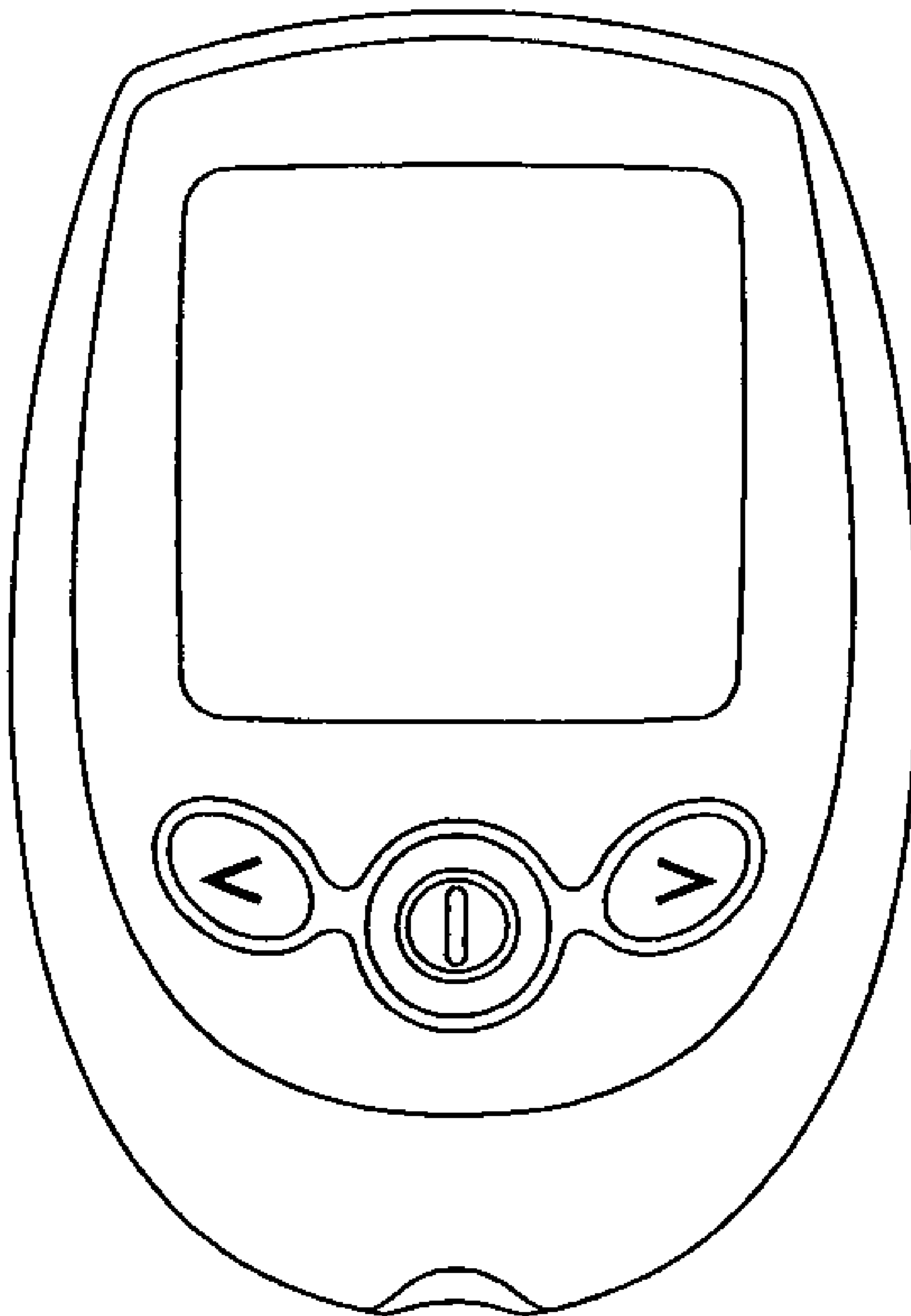


FIG. 3

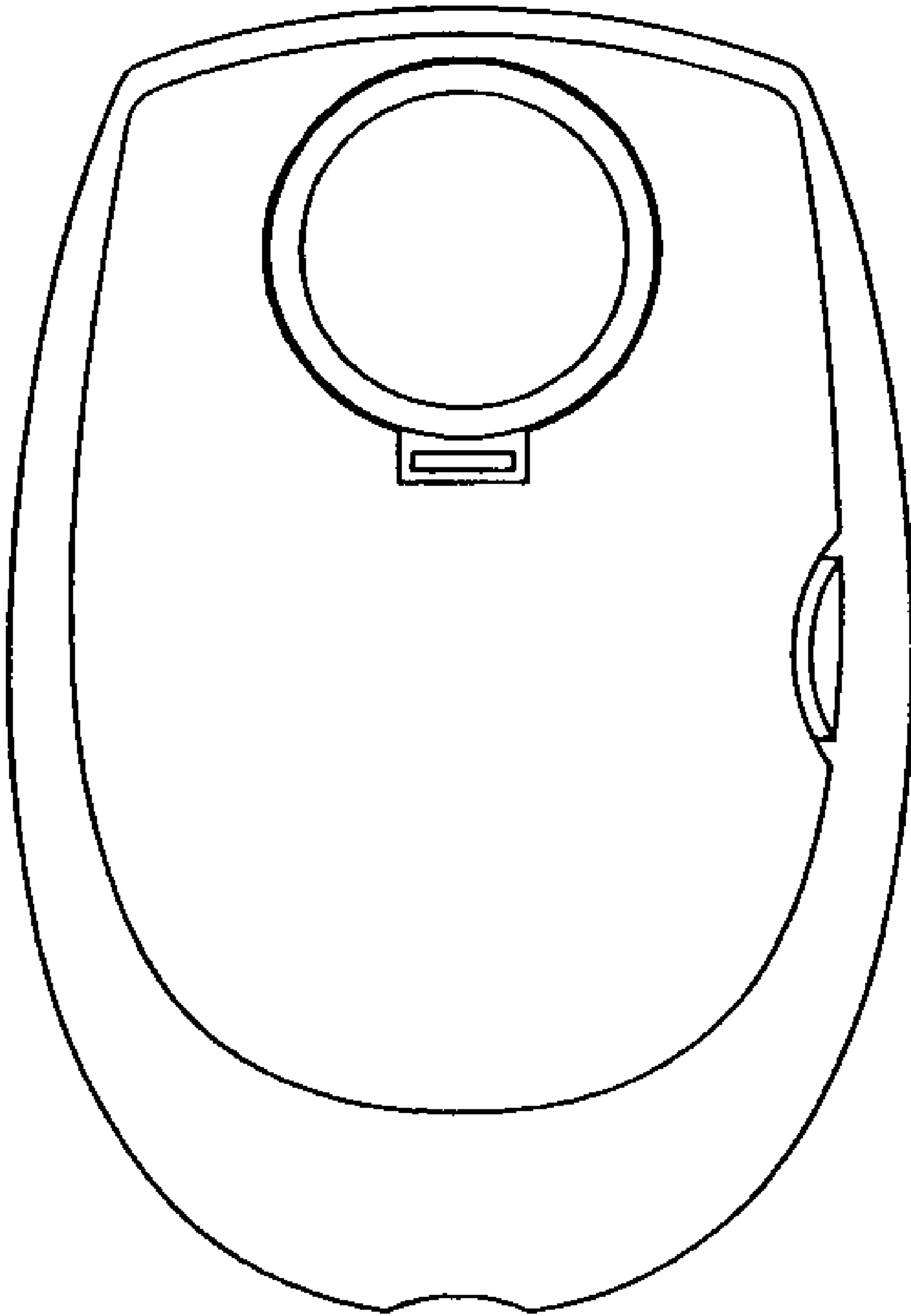
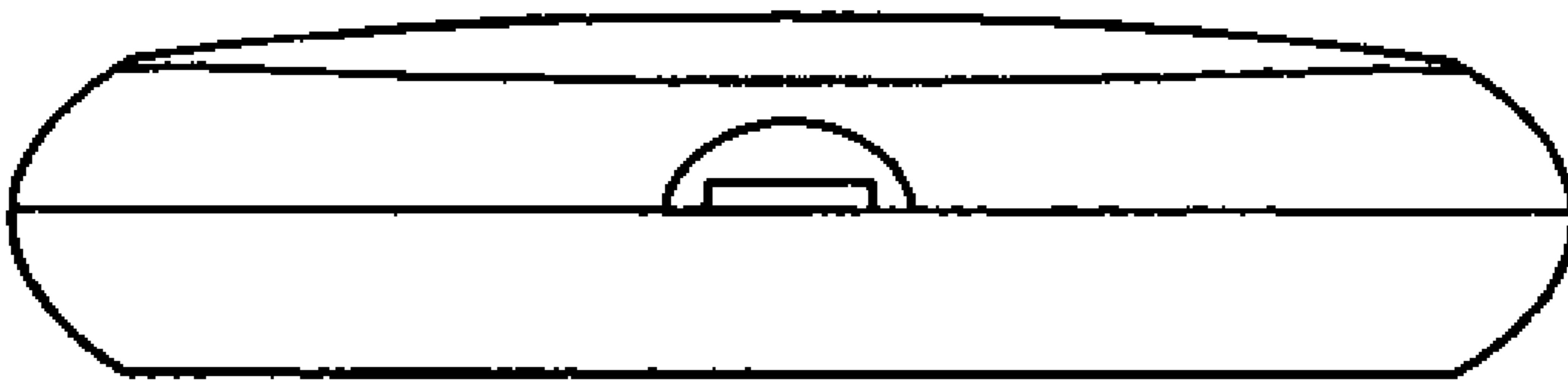


FIG. 4



**FIG. 5**

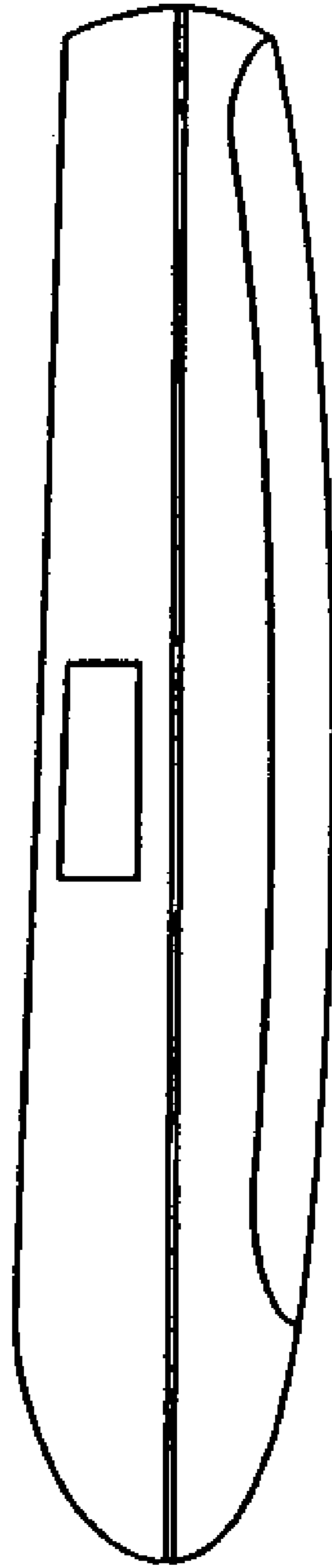


FIG. 6

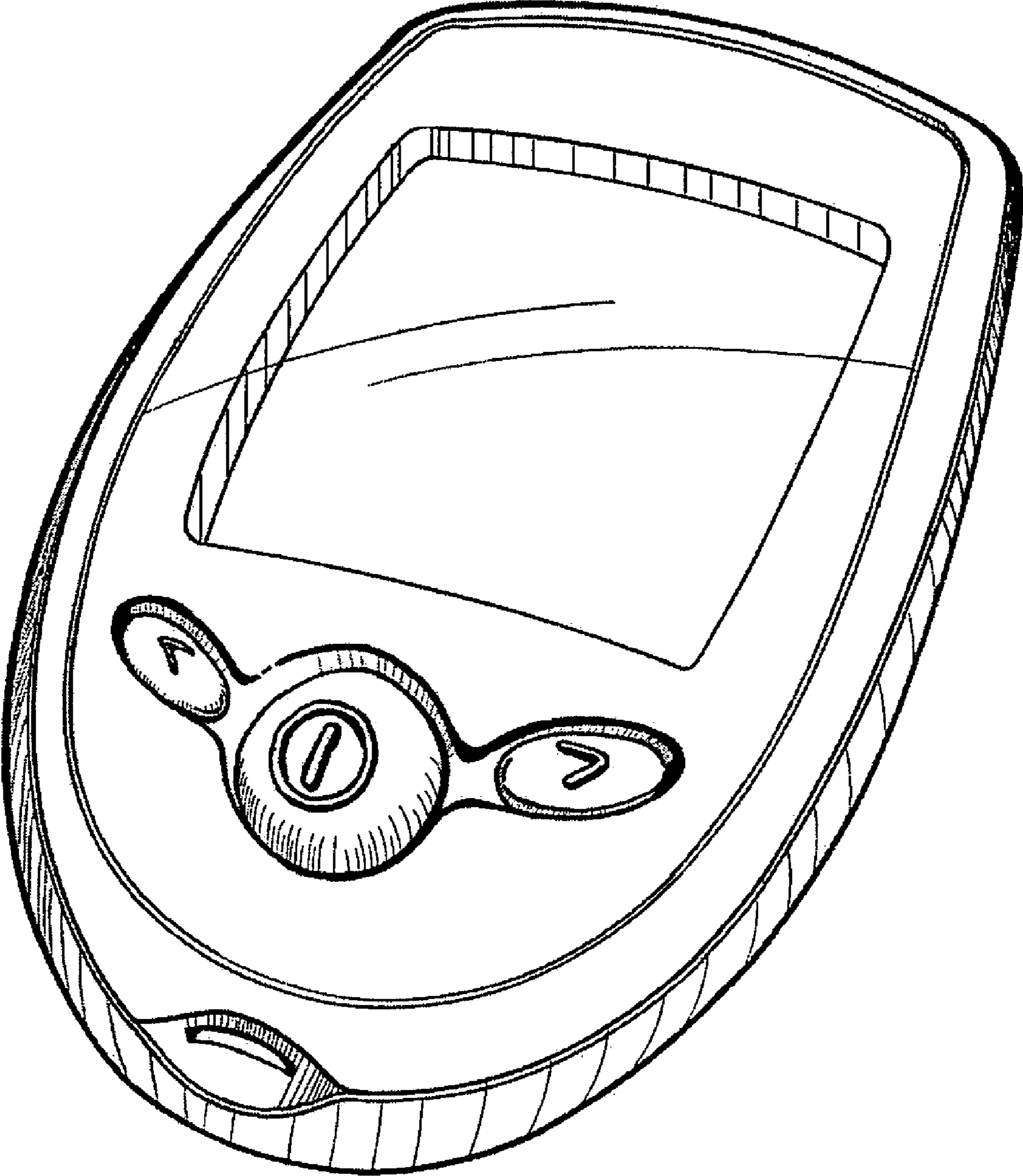


FIG. 7