



US00D546439S

(12) **United States Design Patent**
Glasbrenner

(10) **Patent No.:** **US D546,439 S**

(45) **Date of Patent:** **** Jul. 10, 2007**

- (54) **CEILING FAN BLADE HOLDER**
- (75) Inventor: **Brian Glasbrenner**, Smyrna, GA (US)
- (73) Assignee: **Air Cool Industrial Co., Ltd.**,
Taichung (TW)
- (**) Term: **14 Years**
- (21) Appl. No.: **29/264,456**
- (22) Filed: **Aug. 9, 2006**
- (51) **LOC (8) Cl.** **23-04**
- (52) **U.S. Cl.** **D23/411**
- (58) **Field of Classification Search** D23/377,
D23/379, 385, 411, 413; 416/5
See application file for complete search history.

- D483,464 S 12/2003 Tai
- D483,465 S 12/2003 Tai
- D483,847 S 12/2003 Tai
- D483,848 S 12/2003 Tai
- D483,849 S 12/2003 Tai
- D484,850 S 1/2004 Johnson
- D484,969 S 1/2004 Tai
- D485,344 S 1/2004 Tai
- D485,588 S 1/2004 Johnson
- D485,609 S 1/2004 Tai
- D485,611 S 1/2004 Tai
- D485,897 S 1/2004 Tai
- D490,888 S 6/2004 Tai
- D494,705 S 8/2004 Tai
- D501,578 S 2/2005 Tai

(Continued)

Primary Examiner—Lisa Lichtenstein
(74) *Attorney, Agent, or Firm*—Morrison & Foerster LLP

(56) **References Cited**
U.S. PATENT DOCUMENTS

- 5,508,484 A 4/1996 Chen
- D383,529 S * 9/1997 Tsuji D23/411
- D396,530 S 7/1998 Tai
- D404,808 S 1/1999 Tai
- D404,809 S 1/1999 Tai
- D405,878 S 2/1999 Tai
- D408,073 S 4/1999 Tai
- D408,074 S 4/1999 Tai
- D408,516 S 4/1999 Tai
- D409,297 S 5/1999 Tai
- 6,059,531 A 5/2000 Tai
- 6,135,618 A 10/2000 Tai
- 6,259,025 B1 7/2001 Tai
- 6,379,116 B1 4/2002 Tai
- D457,947 S 5/2002 Tai
- 6,392,146 B1 5/2002 Tai
- D458,675 S 6/2002 Tai
- D478,381 S 8/2003 Tai
- D479,872 S * 9/2003 Young D23/377
- D483,463 S 12/2003 Tai

(57) **CLAIM**

The ornamental design for a ceiling fan blade holder, as shown and described.

DESCRIPTION

FIG. 1 is a perspective view of a ceiling fan blade holder showing my new design in its environment;

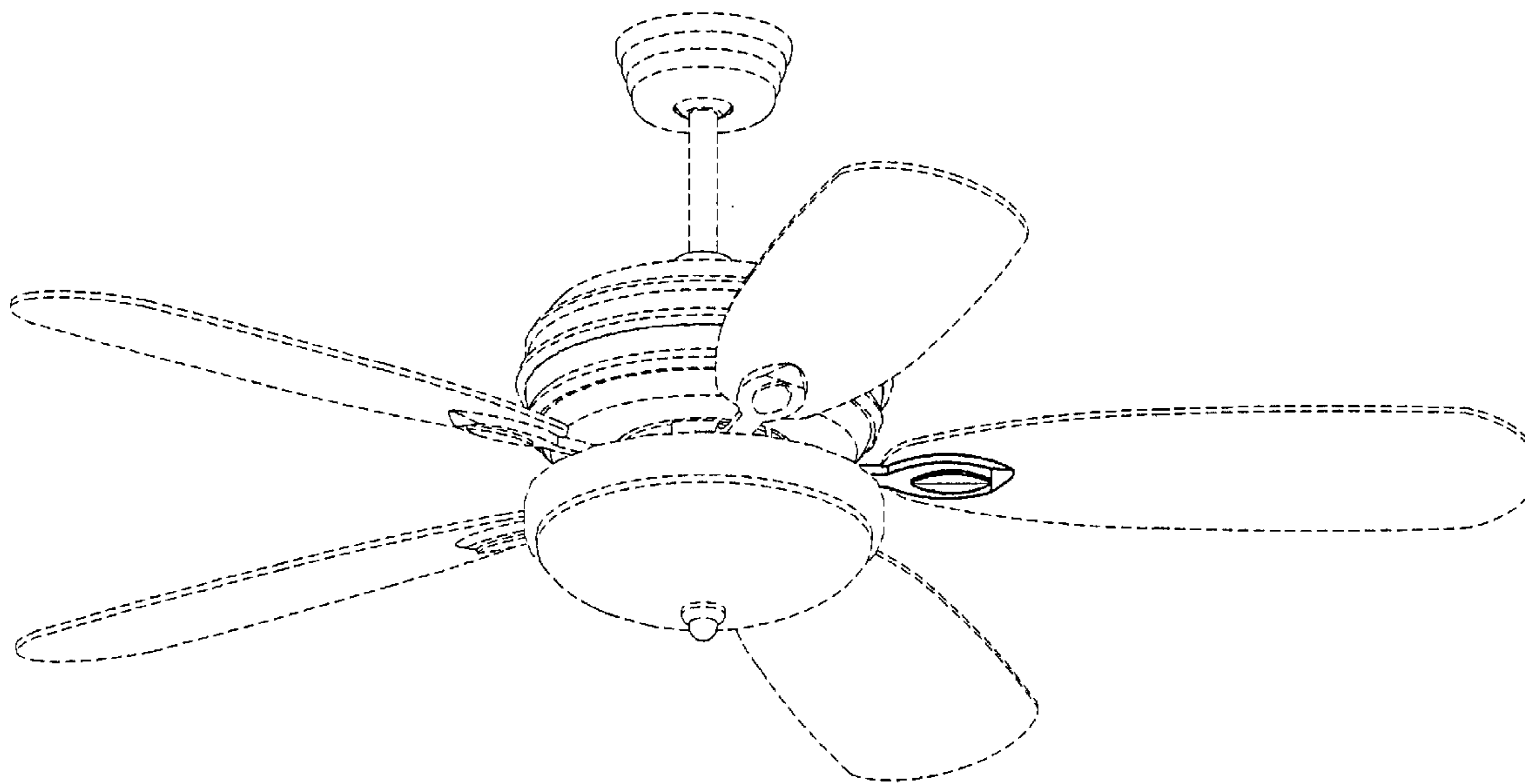
FIG. 2 is an enlarged perspective view of a blade holder in accordance with the present invention;

FIG. 3 is an enlarged top view of the blade holder in accordance with the present invention; and,

FIG. 4 is an enlarged bottom view of the blade holder in accordance with the present invention.

The broken line showing of a ceiling fan is included for the purpose of illustrating environmental structure and forms no part of the claimed design.

1 Claim, 2 Drawing Sheets



US D546,439 S

Page 2

U.S. PATENT DOCUMENTS

| | | | | | | |
|------------|--------|-------|--------------|---------|-------------|---------------|
| D503,472 S | 3/2005 | Tai | D505,197 S | 5/2005 | Tai | |
| D503,473 S | 3/2005 | Tai | D505,724 S | 5/2005 | Tai | |
| D503,474 S | 3/2005 | Tai | D507,644 S | 7/2005 | Tai | |
| D503,475 S | 3/2005 | Tai | D507,830 S | 7/2005 | Pan | |
| D503,476 S | 3/2005 | Tai | D518,887 S * | 4/2006 | Tai | D23/411 |
| D503,795 S | 4/2005 | Tai | D531,305 S * | 10/2006 | Glasbrenner | D23/411 |
| D504,173 S | 4/2005 | Cohen | | | | |

* cited by examiner

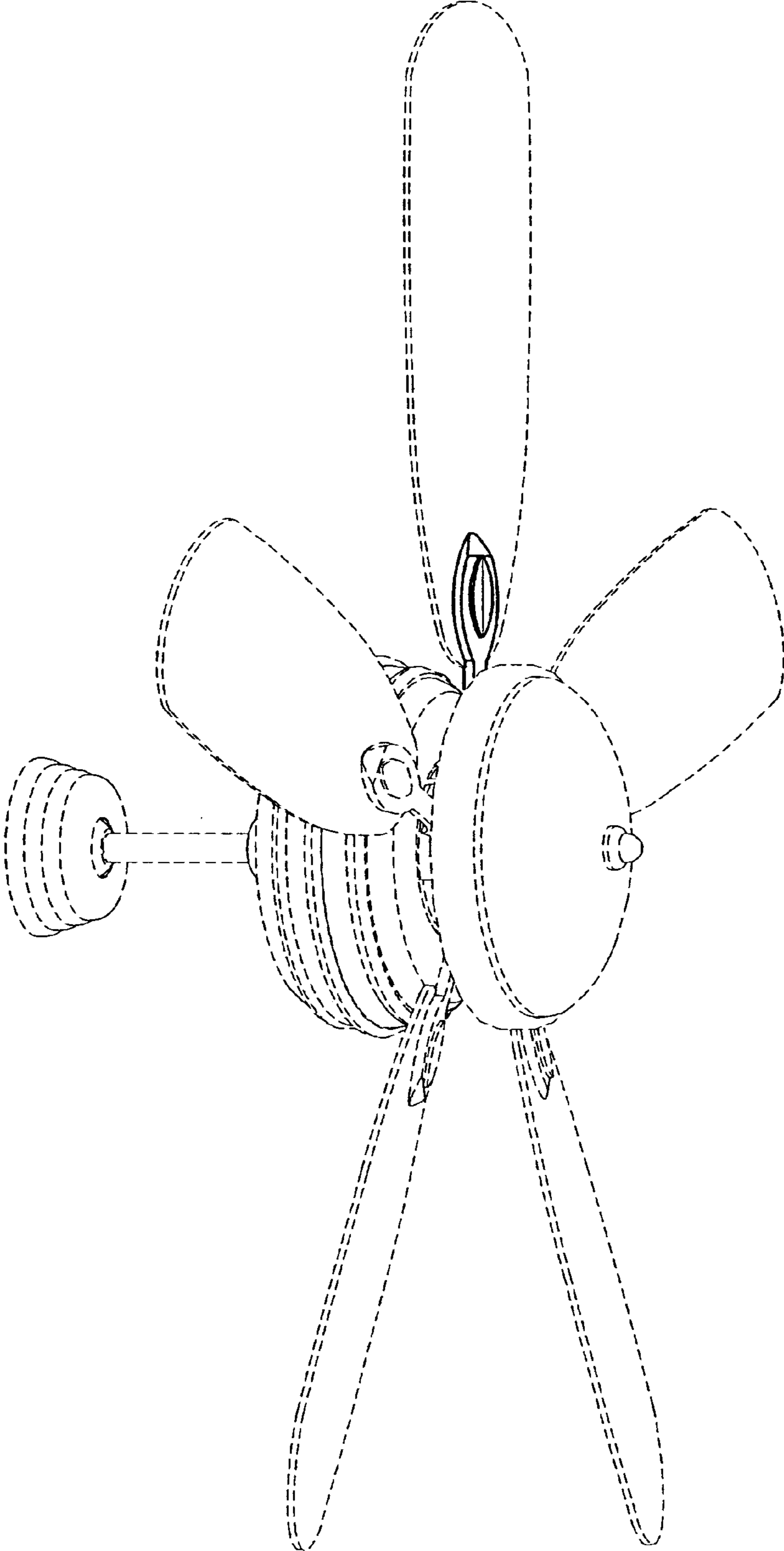


FIG. 1

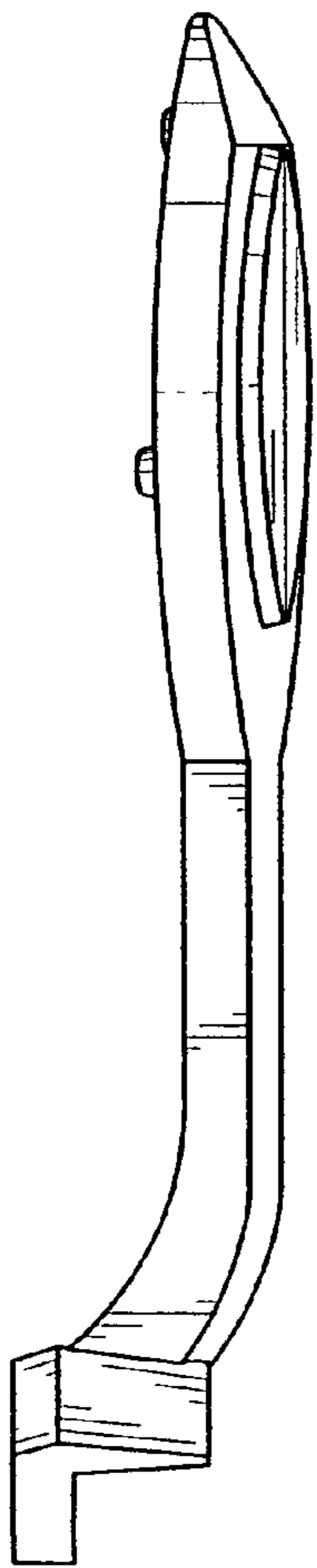


FIG. 2

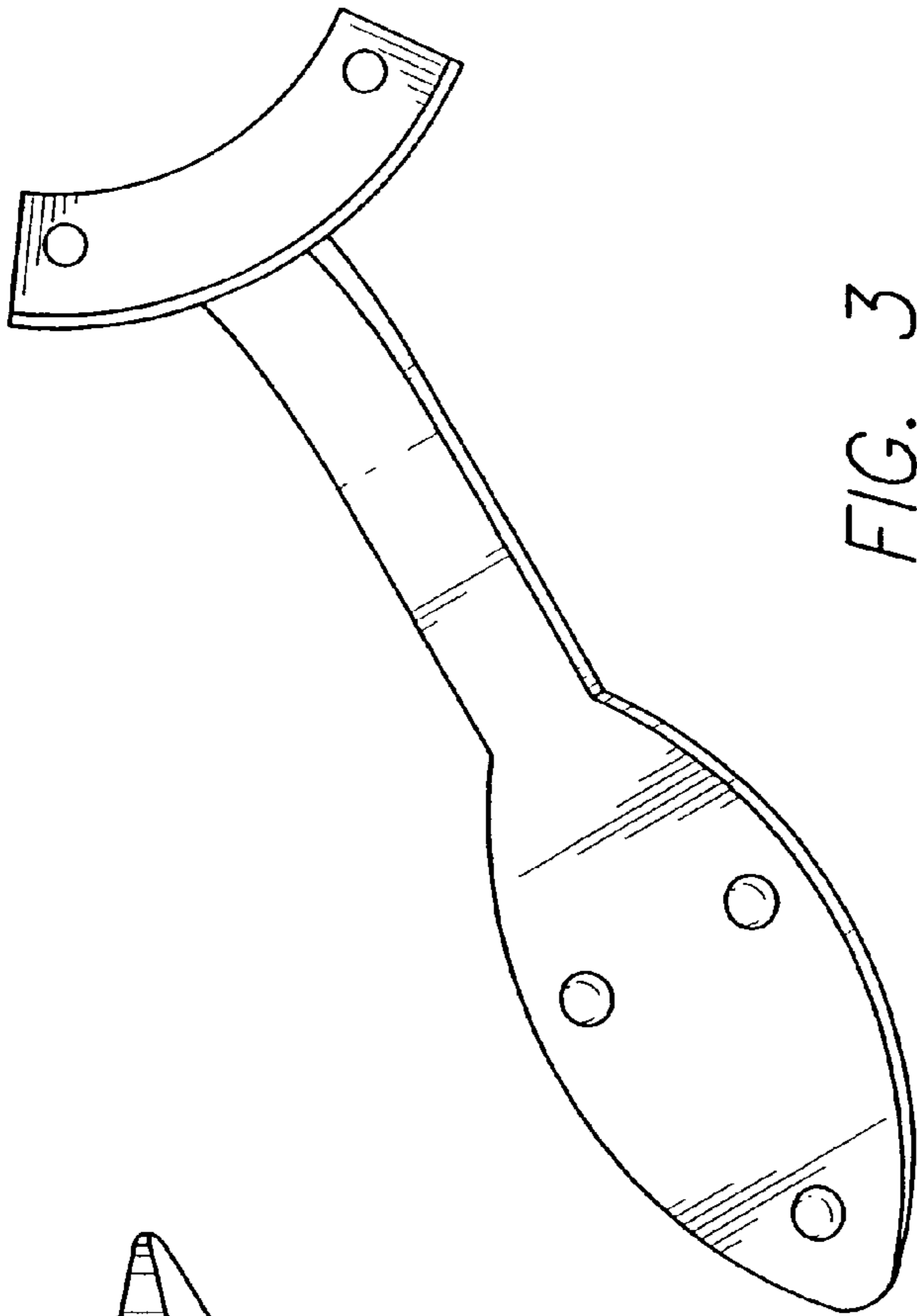


FIG. 3

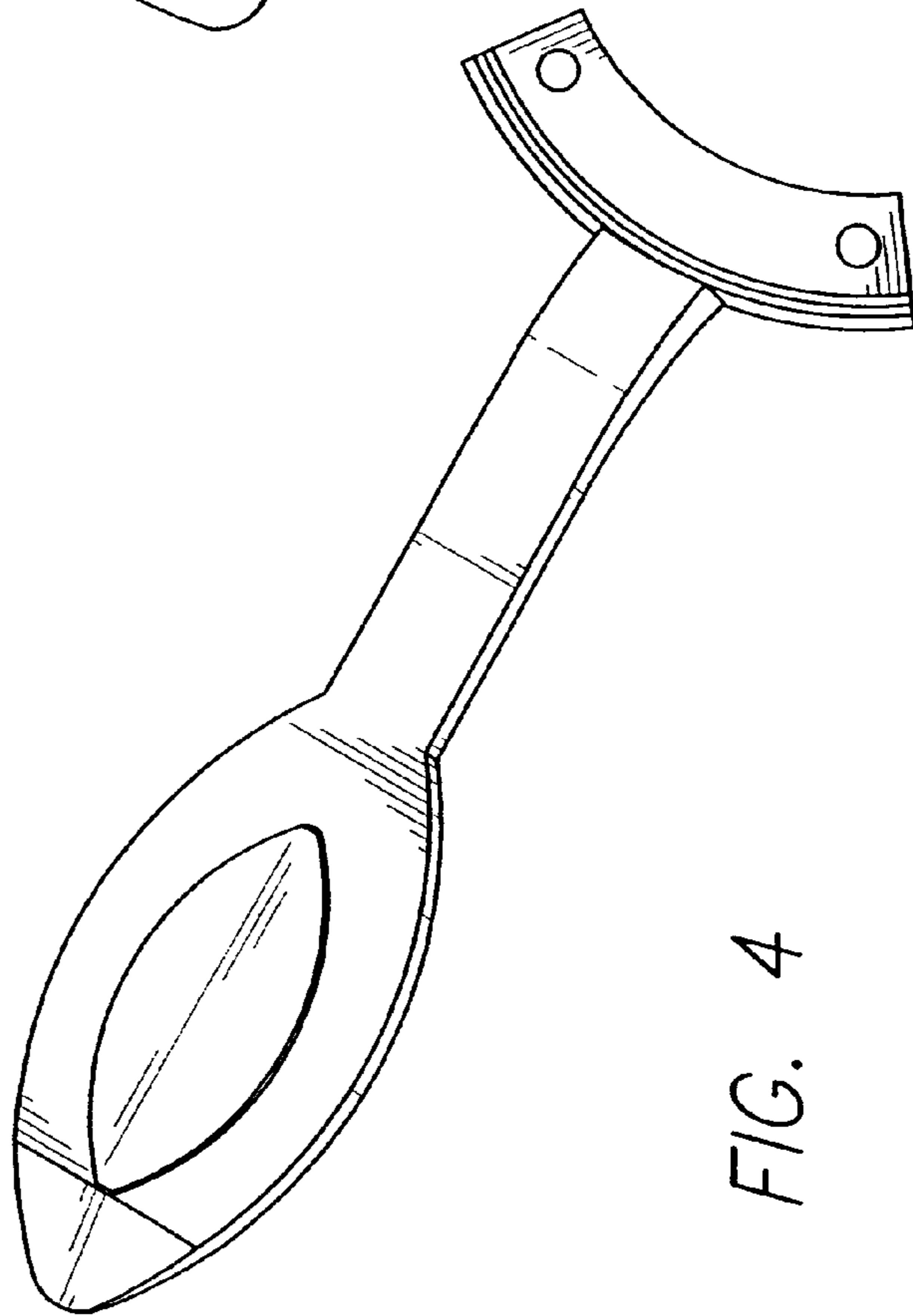


FIG. 4