



US00D546430S

(12) **United States Design Patent**  
**Ching et al.**

(10) **Patent No.:** **US D546,430 S**

(45) **Date of Patent:** **\*\* Jul. 10, 2007**

(54) **ELECTRIC HEATER**

(75) Inventors: **Chan Ching**, Taipei Hsien (TW); **Chad Ricker**, Ft. Lauderdale, FL (US)

(73) Assignee: **Perfect Union Co., Ltd.**, Taipei Hsien (TW)

(\*\*) Term: **14 Years**

(21) Appl. No.: **29/260,825**

(22) Filed: **Jun. 2, 2006**

(51) **LOC (8) Cl.** ..... **23-03**

(52) **U.S. Cl.** ..... **D23/342**

(58) **Field of Classification Search** ..... D23/314,  
D23/332, 335-337, 339-341; 126/9 A, 92 A,  
126/92 B, 92 AC, 110 B; 312/236; 392/365-369,  
392/373-376

See application file for complete search history.

(56) **References Cited**

**U.S. PATENT DOCUMENTS**

D276,258 S	*	11/1984	Glucksman	.....	D23/340
D290,036 S	*	5/1987	Nakamura	.....	D23/337
D382,950 S	*	8/1997	Kruger	.....	D23/335
D487,139 S	*	2/2004	Shapiro	.....	D23/335
D510,989 S	*	10/2005	Dooley	.....	D23/335

D519,196 S	*	4/2006	Blateri	.....	D23/335
D532,884 S	*	11/2006	Ching	.....	D23/335
D533,649 S	*	12/2006	Maitland et al.	.....	D23/340
2004/0197091 A1	*	10/2004	Orr et al.	.....	392/365

\* cited by examiner

*Primary Examiner*—Louis S. Zarfaz

*Assistant Examiner*—Eric L. Goodman

(74) *Attorney, Agent, or Firm*—Troxell Law Office, PLLC

(57) **CLAIM**

The ornamental design for electric heater, as shown and described.

**DESCRIPTION**

FIG. 1 is a top front and left side perspective view of electric heater showing my new design;

FIG. 2 is a front elevational view thereof;

FIG. 3 is a rear elevational view thereof;

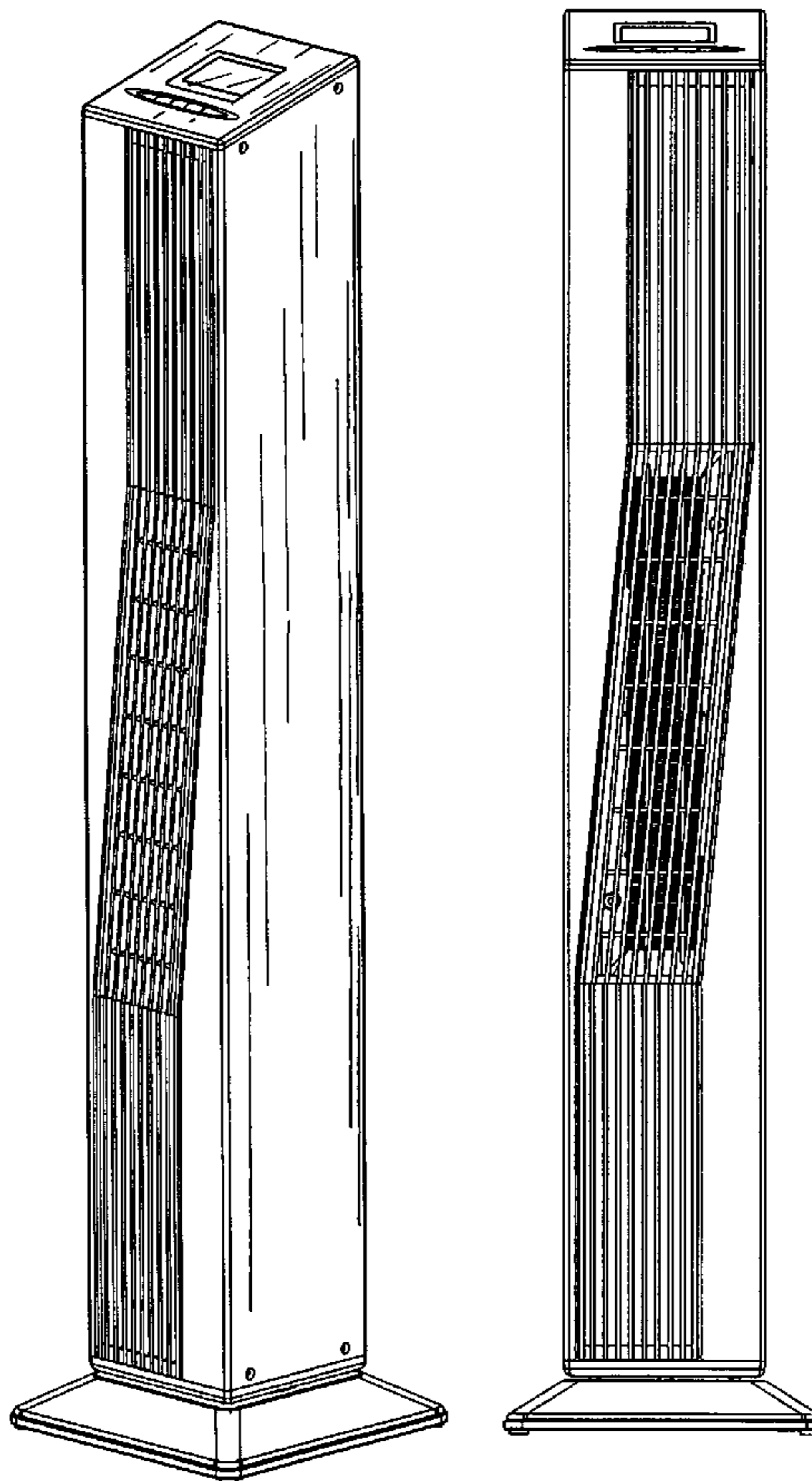
FIG. 4 is a right side elevational view thereof;

FIG. 5 is a left side elevation view thereof;

FIG. 6 is a top plan view thereof; and,

FIG. 7 is a bottom plan view thereof.

**1 Claim, 4 Drawing Sheets**



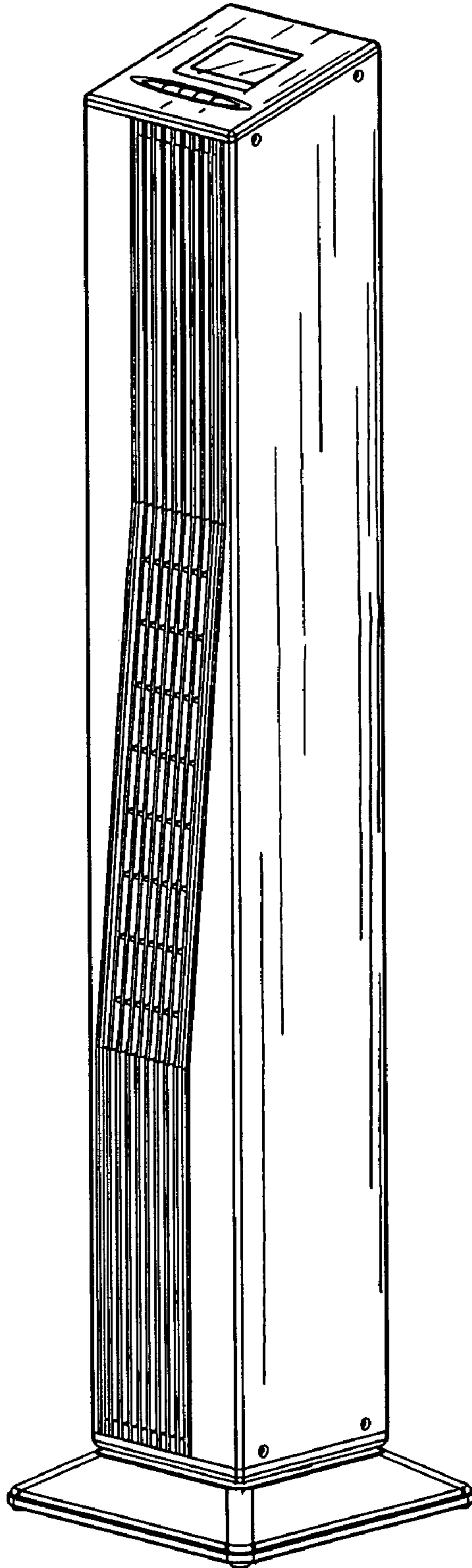


Fig. 1

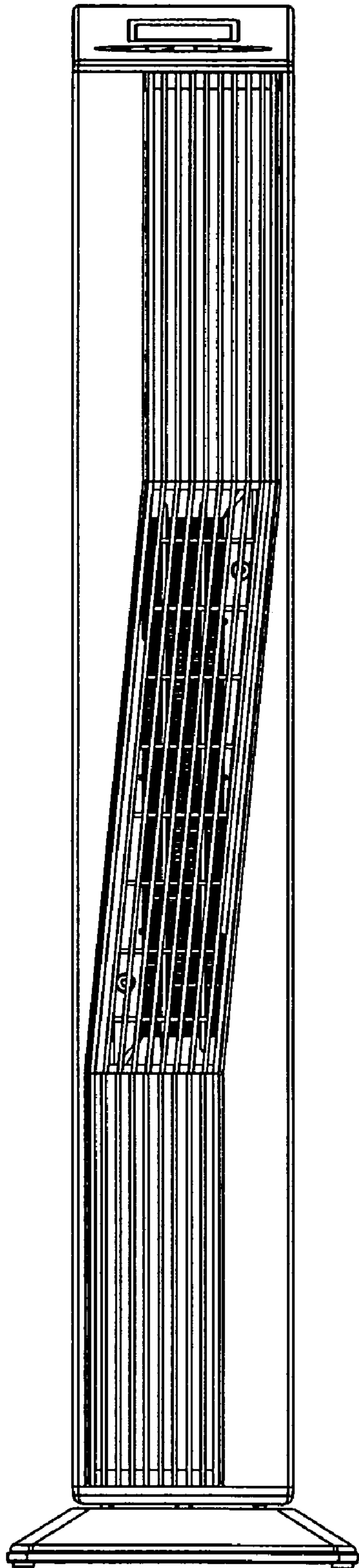


Fig.2

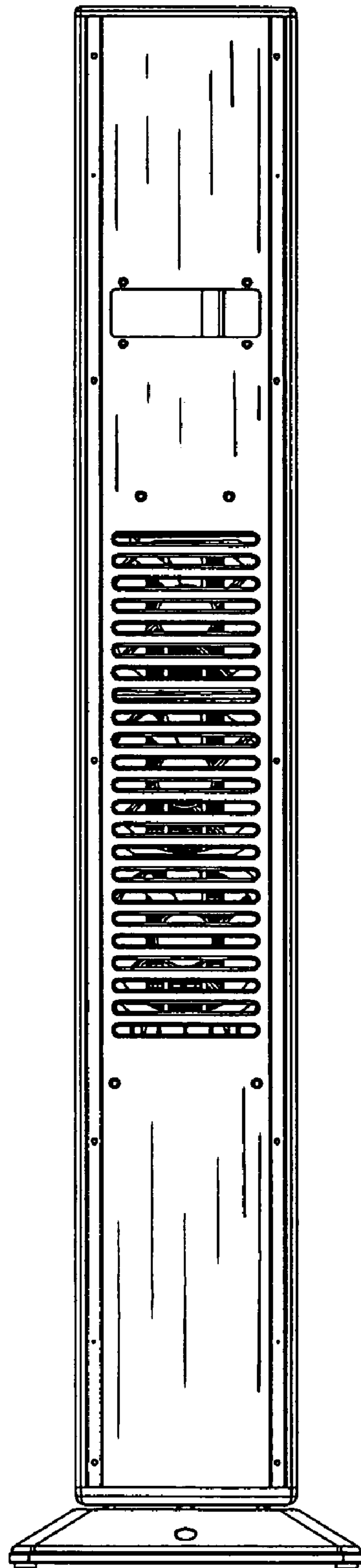


Fig.3

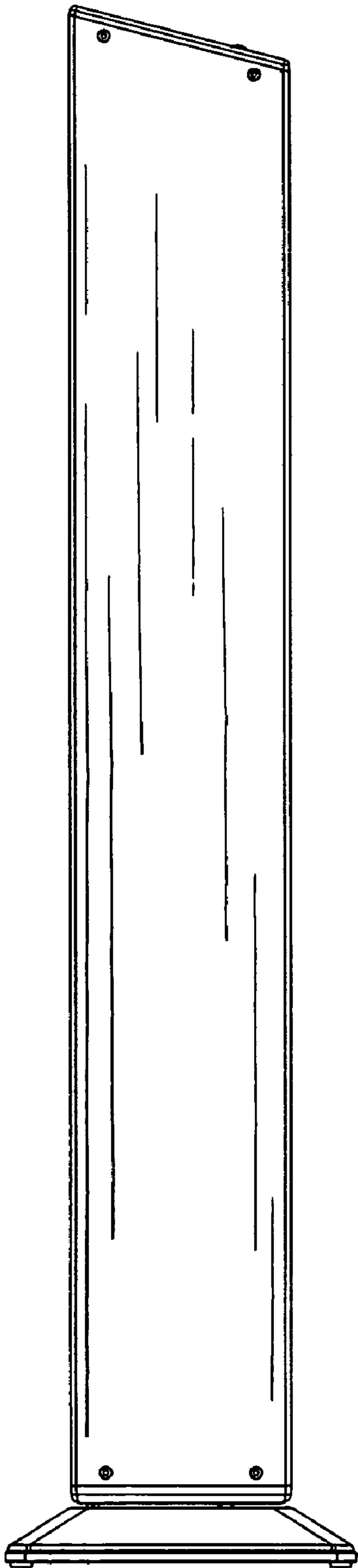


Fig.4

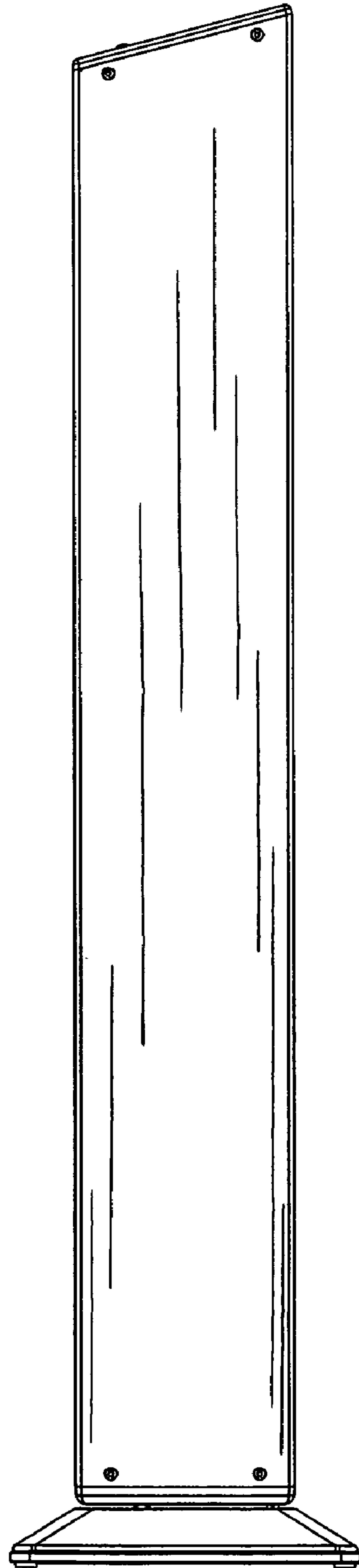


Fig.5




Fig. 6

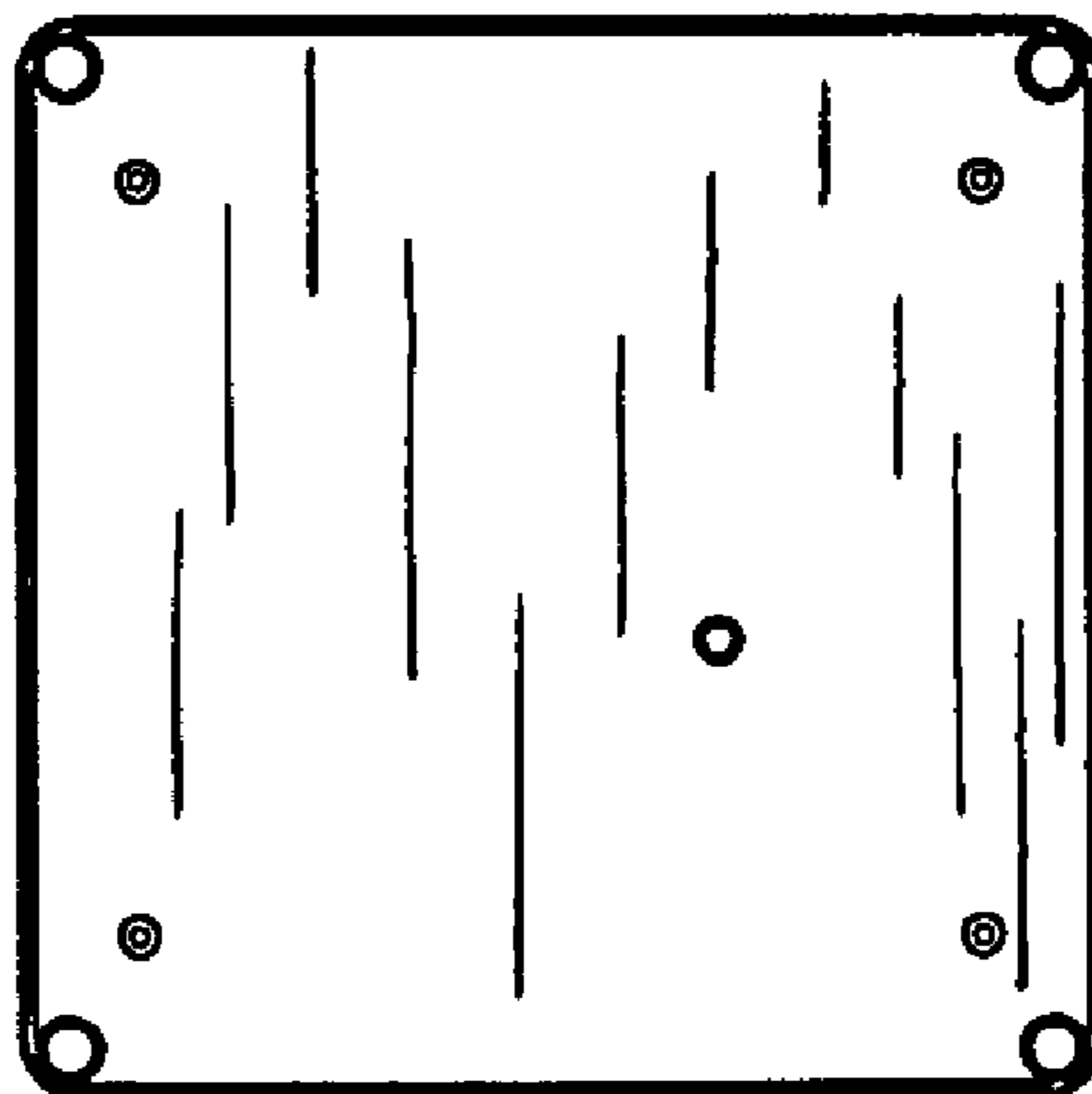


Fig. 7