



US00D546428S

(12) **United States Design Patent**  
**Mayer et al.**

(10) **Patent No.:** **US D546,428 S**  
(45) **Date of Patent:** **\*\* Jul. 10, 2007**

(54) **LAVATORY**

(75) Inventors: **Robert Mayer**, Deerfield Beach, FL (US); **Linda Makhanlall**, Deerfield Beach, FL (US); **Juan Plasencia**, Deerfield Beach, FL (US)

(73) Assignee: **Deco Lav, Inc.**, Deerfield Beach, FL (US)

(\*\*) Term: **14 Years**

(21) Appl. No.: **29/261,625**

(22) Filed: **Jun. 16, 2006**

(51) **LOC (8) Cl.** ..... **23-02**

(52) **U.S. Cl.** ..... **D23/293.1**

(58) **Field of Classification Search** ..... D23/270-273, D23/284-287, 289, 291-293.1, 303, 308; 4/619, 630-631, 637, 661; D21/524  
See application file for complete search history.

(56) **References Cited**

**U.S. PATENT DOCUMENTS**

- D25,035 S 12/1895 Ball et al.
- D412,204 S 7/1999 Slothower et al.
- D414,548 S 9/1999 Westcott et al.
- 6,289,530 B1 9/2001 Miller et al.
- D475,771 S 6/2003 Svendsen et al.
- D500,125 S \* 12/2004 Messier et al. .... D23/292

- D500,127 S \* 12/2004 Aubry et al. .... D23/293.1
- D504,496 S 4/2005 Bayer
- D505,188 S 5/2005 Bayer
- D507,043 S 7/2005 Ferrer Beltran

\* cited by examiner

*Primary Examiner*—Robert A. Delehanty  
(74) *Attorney, Agent, or Firm*—Fross Zelnick Lehrman & Zissu, P.C.; Charles T. J. Weigell, Esq.

(57) **CLAIM**

The ornamental design for a lavatory, as shown and described.

**DESCRIPTION**

FIG. 1 is a front perspective view of a lavatory showing my new design;

FIG. 2 is a front view of the lavatory shown in FIG. 1;

FIG. 3 is a rear view of the lavatory shown in FIG. 1;

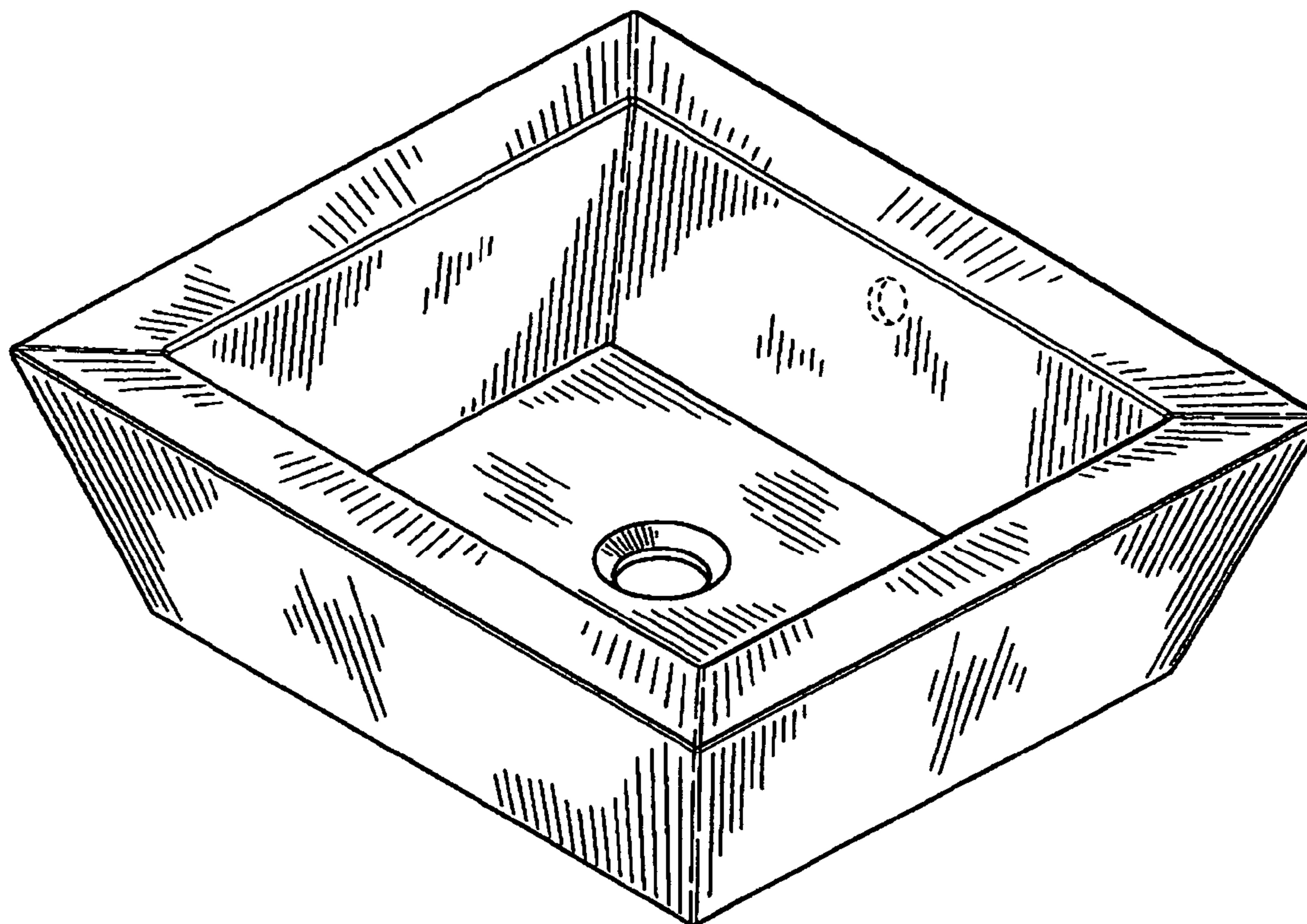
FIG. 4 is a left side view of the lavatory shown in FIG. 1 (with the right side view being a mirror image thereof);

FIG. 5 is a top view of the lavatory shown in FIG. 1; and,

FIG. 6 is a bottom view of the lavatory shown in FIG. 1.

The broken line showing of the faucet hole is for illustrative purposes only and forms no part of the claimed design.

**1 Claim, 5 Drawing Sheets**



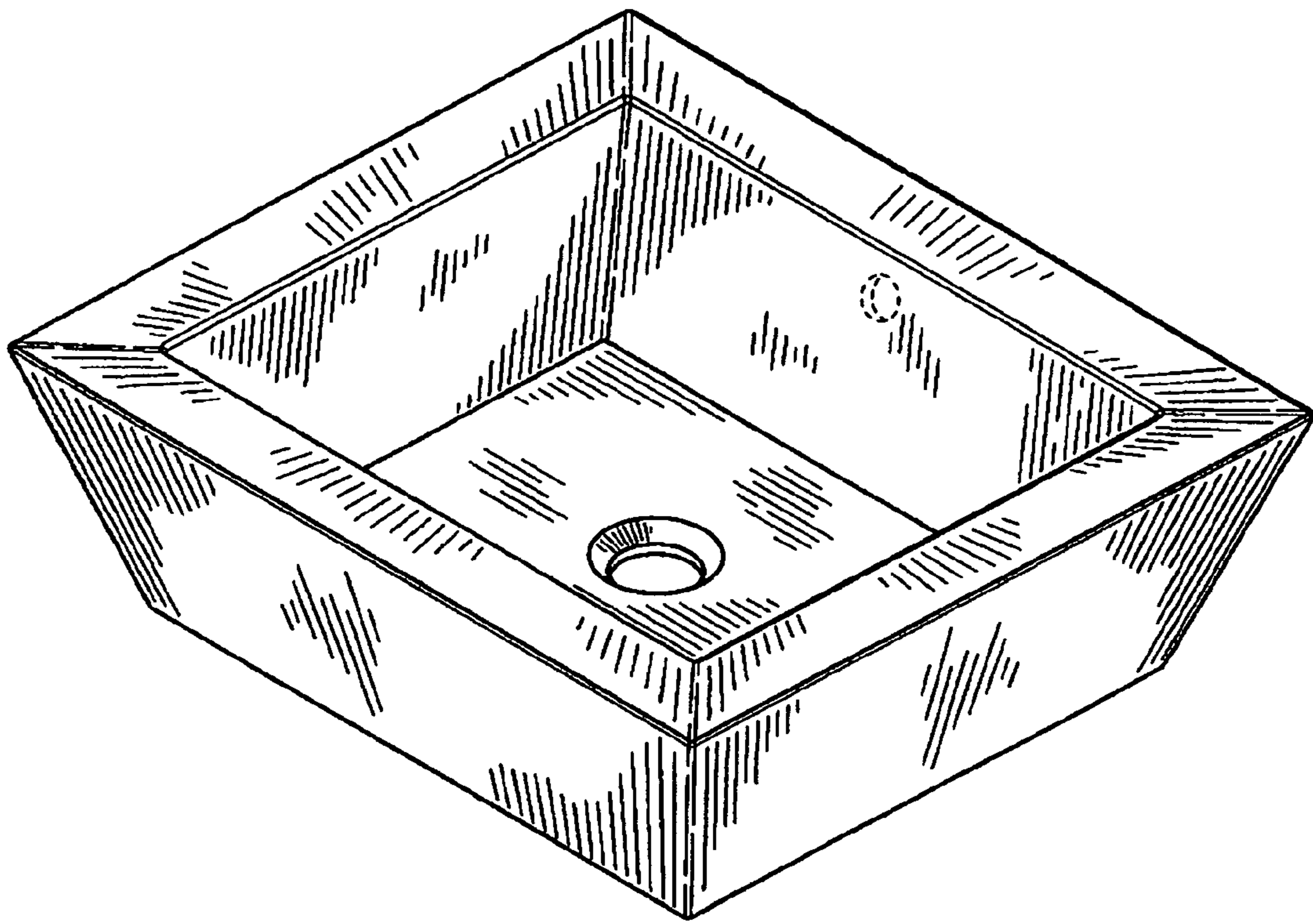


FIG. 1

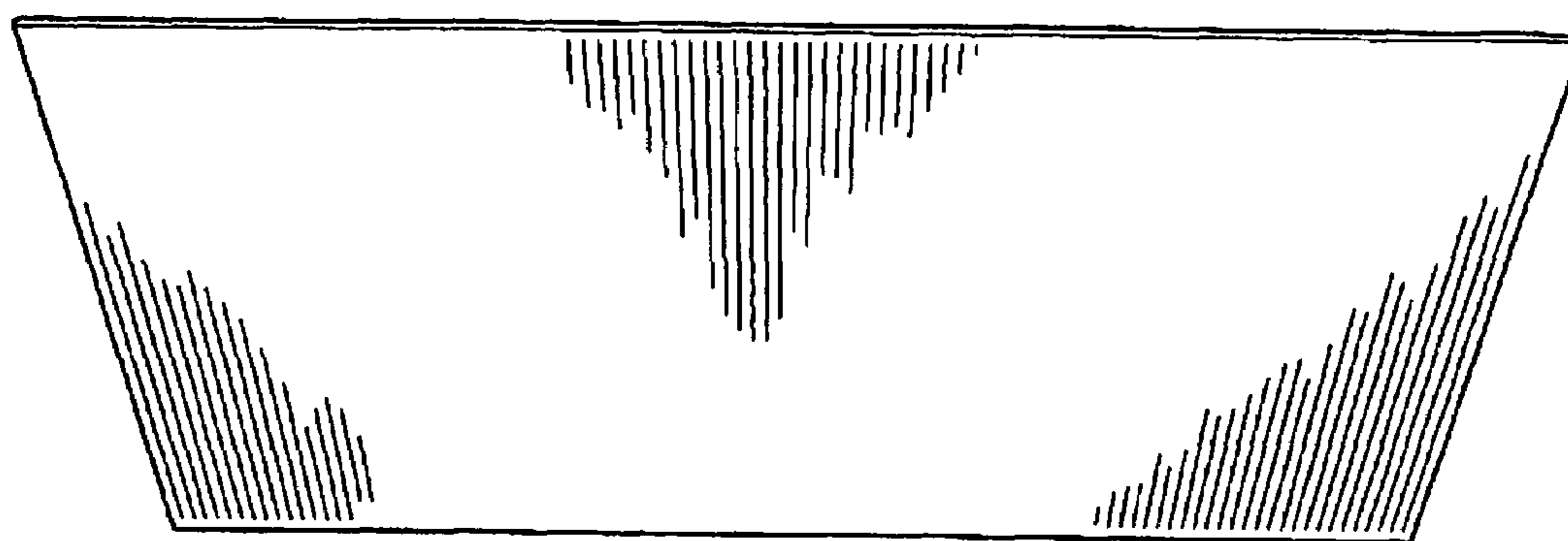


FIG. 2

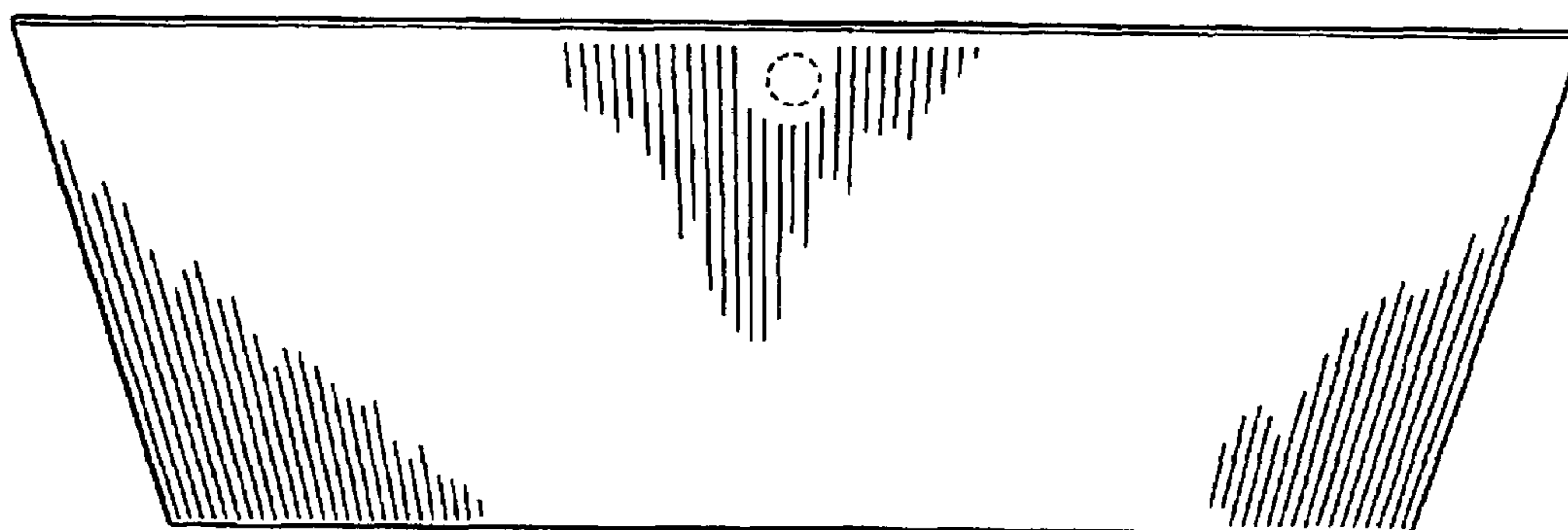


FIG. 3

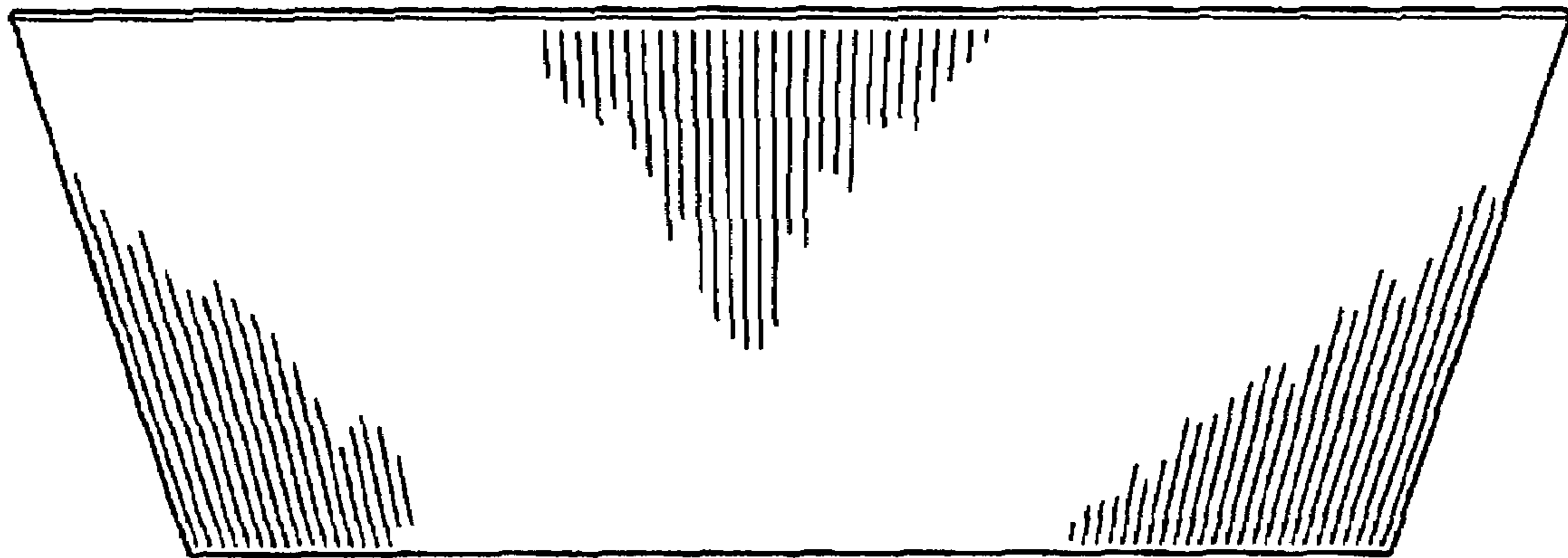


FIG. 4




FIG. 5




FIG. 6