



US00D546425S

(12) **United States Design Patent**
Hisey

(10) **Patent No.:** **US D546,425 S**

(45) **Date of Patent:** **** Jul. 10, 2007**

(54) **SHOWER ENCLOSURE**

(75) Inventor: **Christopher B. Hisey**, Plymouth, WI (US)

(73) Assignee: **Kohler Co.**, Kohler, WI (US)

(**) Term: **14 Years**

(21) Appl. No.: **29/265,055**

(22) Filed: **Aug. 24, 2006**

Related U.S. Application Data

(62) Division of application No. 29/229,653, filed on May 10, 2005, now Pat. No. Des. 536,073.

(51) **LOC (8) Cl.** **23-02**

(52) **U.S. Cl.** **D23/283**

(58) **Field of Classification Search** D23/273,
D23/275, 283, 303-305; D24/204; 4/596,
4/612-614, 663, 661, 900

See application file for complete search history.

(56) **References Cited**

U.S. PATENT DOCUMENTS

D72,942 S * 6/1927 Fort D23/275
4,879,773 A * 11/1989 Bergmark D23/305
D522,110 S * 5/2006 Lanius D23/283

OTHER PUBLICATIONS

Hytec Design Data, One Piece Gelcoat, Bathcove—Stall Showers, S600 60" Stall.
Kohler catalog p. 7.30, FRP Integrated Component Showers, Memoirs Neo-Angle Shower, K9468-96/K-1675-96.

Sterling website page, Ensemble Bath/Showers, 36" and 42".

* cited by examiner

Primary Examiner—Robert A. Delehanty

(74) *Attorney, Agent, or Firm*—Quarles & Brady LLP

(57) **CLAIM**

The ornamental design for a shower enclosure, as shown and described.

DESCRIPTION

In a preferred embodiment, the nature of this product is as a shower enclosure, which is primarily useful for washing humans.

FIG. 1 is a top, left, front perspective view of a shower enclosure according to my new design;

FIG. 2 is a front elevational view thereof;

FIG. 3 is a left side elevational view thereof;

FIG. 4 is a right side elevational view thereof;

FIG. 5 is a top plan view thereof;


FIG. 6 is a bottom plan view thereof;

FIG. 7 is a rear elevational view thereof; and,

FIG. 8 is a top, right, front perspective view of a shower enclosure according to my new design, the elevational and plan views thereof being mirror images of the views shown in FIGS. 2-7.

The broken line representations of wall seams, flange structure, a drain and/or shelving in the figures are for the purpose of illustration only, and form no part of the claimed design.

1 Claim, 6 Drawing Sheets






FIG. 1




FIG. 2

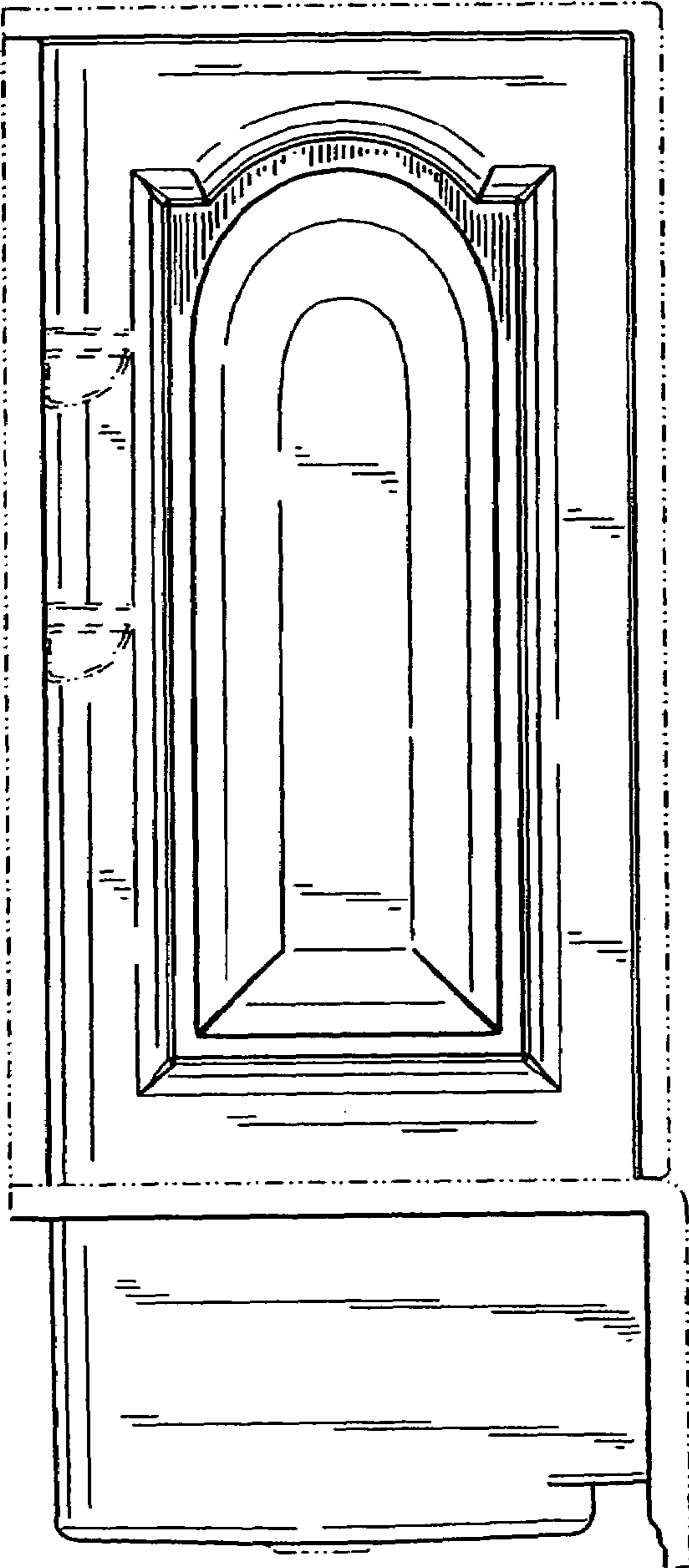


FIG. 3

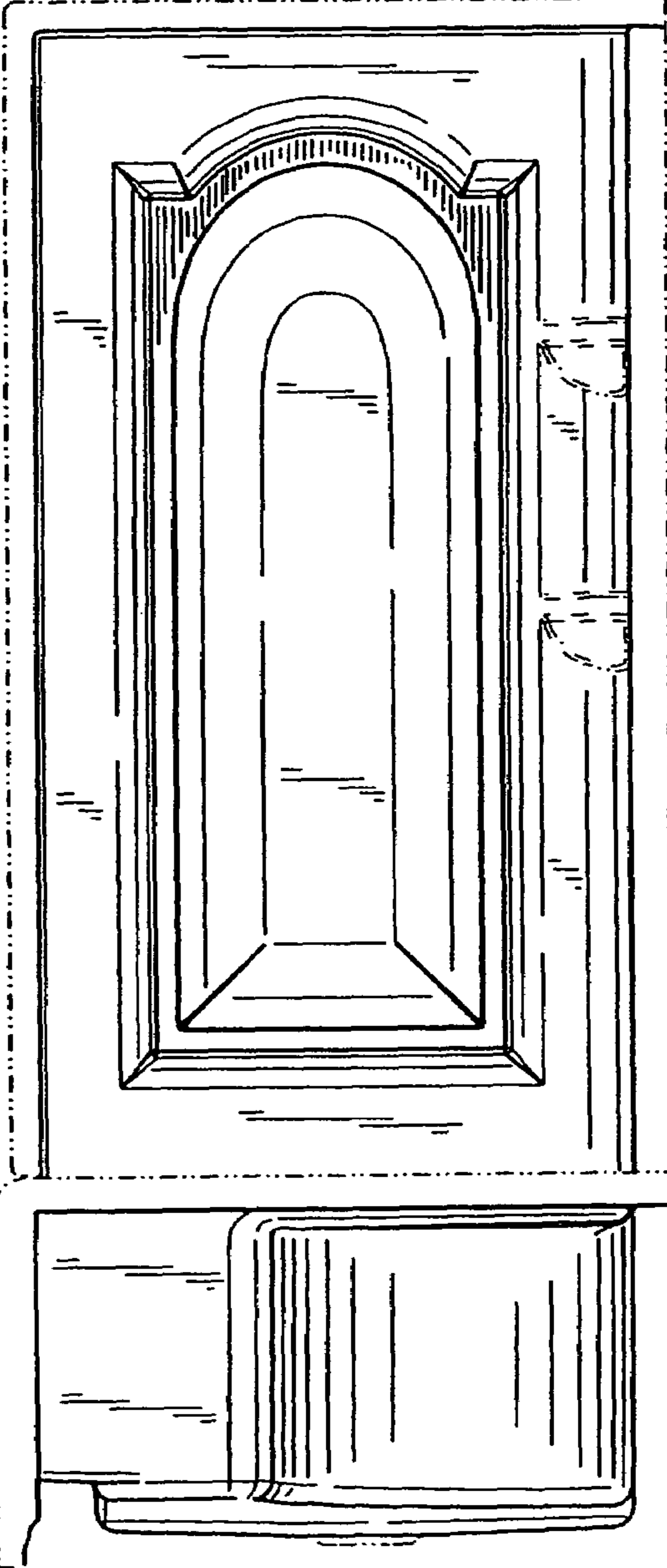


FIG. 4

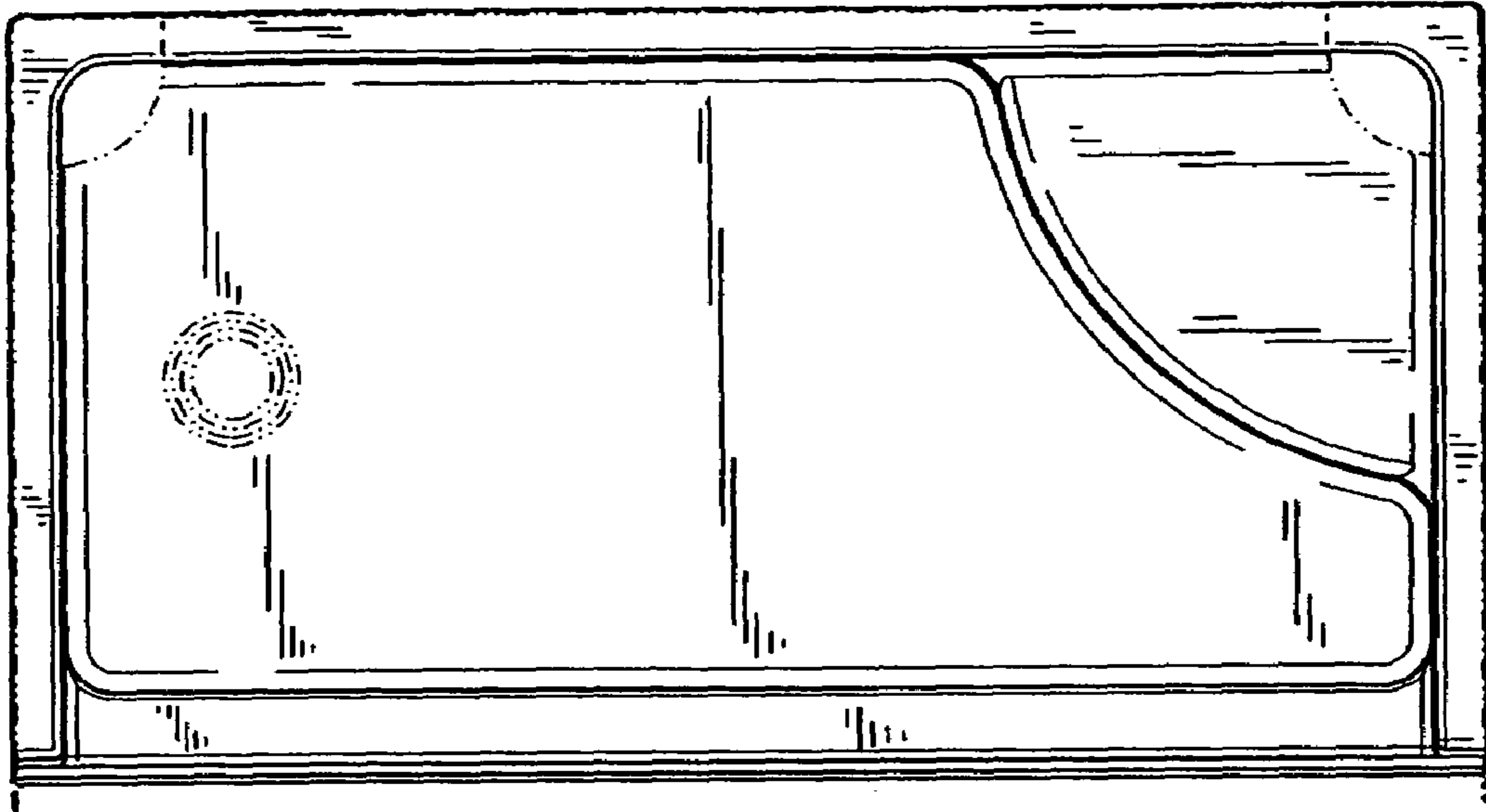


FIG. 5

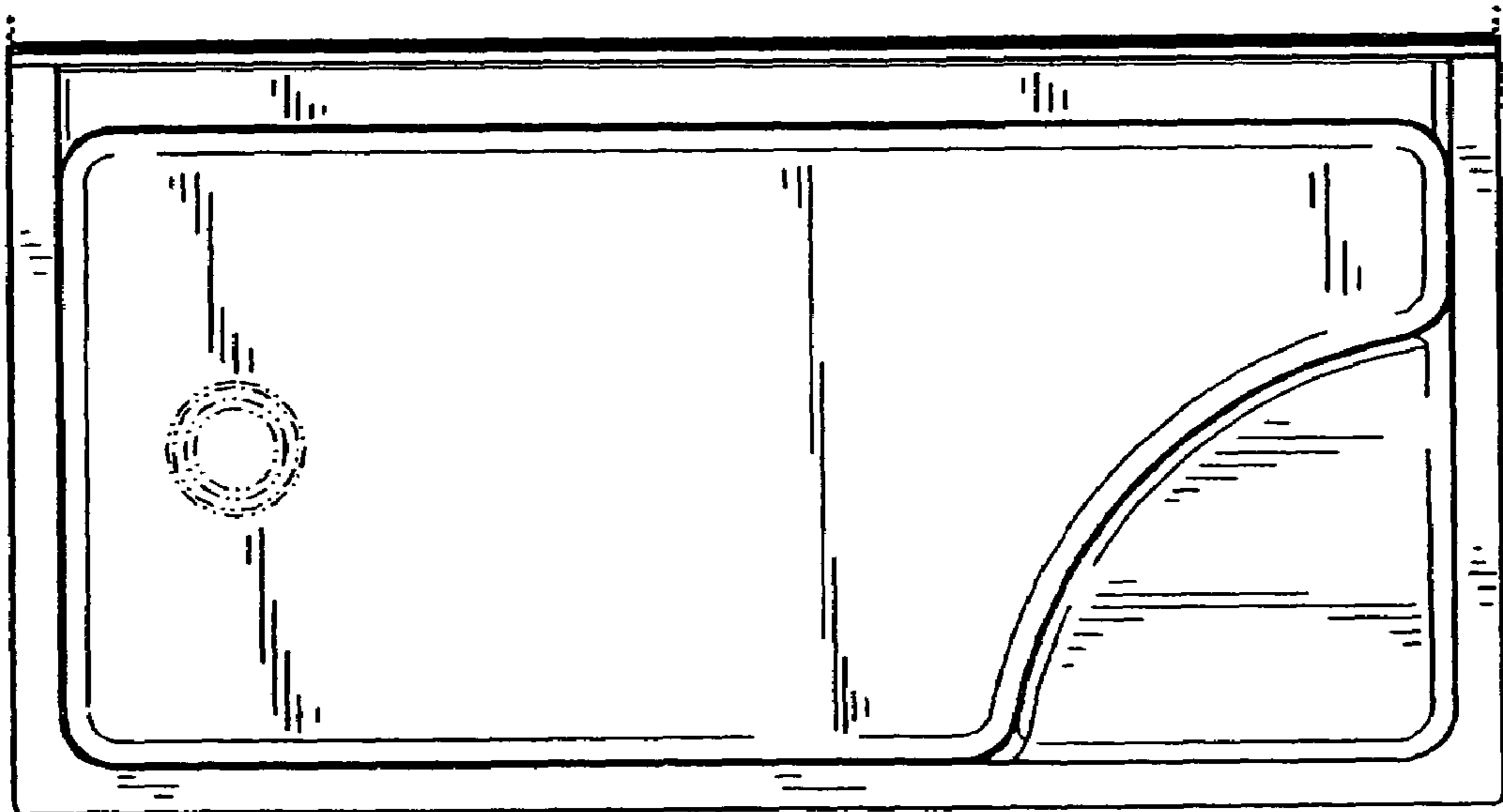


FIG. 6




FIG. 7




FIG. 8