

US00D546405S

(12) **United States Design Patent**
Miller

(10) **Patent No.:** **US D546,405 S**

(45) **Date of Patent:** **** *Jul. 10, 2007**

(54) **INFLATABLE SPORTS BALL IN THE STYLE OF A TENNIS BALL**

(76) Inventor: **Arthur Miller**, 45 Orchard Ct., Woodbury, NY (US) 11797

(*) Notice: This patent is subject to a terminal disclaimer.

(**) Term: **14 Years**

(21) Appl. No.: **29/158,877**

(22) Filed: **Apr. 12, 2002**

(51) **LOC (8) Cl.** **21-07**

(52) **U.S. Cl.** **D21/713**

(58) **Field of Classification Search** D21/707, D21/713, 714; D5/47, 53; D6/582-584; D8/303, D8/107, DIG. 6-8; D12/203; D25/69; D32/57; 473/569, 600-602, 606-608, FOR. 134, 473/FOR. 138-141, FOR. 148, FOR. 149, 473/FOR. 157, FOR. 158, FOR. 167; 446/220-222, 446/224; 428/156, 163, 165, 167, 169-171, 428/187, 195-198; 40/327; 52/177, 179, 52/181; 4/581-583; 16/421, 430, 435, FOR. 119, 16/DIG. 12, DIG. 18

See application file for complete search history.

(56) **References Cited**

U.S. PATENT DOCUMENTS

D8,306 S * 5/1875 Gould D5/53
D194,450 S * 1/1963 Kraines et al. D6/583
D197,015 S * 12/1963 Karns D21/756
D258,832 S * 4/1981 Meadows D21/707

FOREIGN PATENT DOCUMENTS

CH 661027 A5 * 6/1987
EP 215970 A * 4/1987
GB 2280378 A * 2/1995

OTHER PUBLICATIONS

Winston Athletic Equipment, undated brochure, p. 7: items 92 and 93.*

Hong Kong Toys Feb. 1992, p. 307: tennis type balls.*

Hong Kong Toys Feb. 1995, p. 318: balls indicated by arrows.*

Hong Kong Toys Feb. 1996, p. 307: Nos. AT0469, AT0452 and AT0453.*

* cited by examiner

Primary Examiner—James Gandy

Assistant Examiner—C Tuttle

(74) *Attorney, Agent, or Firm*—Myron Amer PC

(57) **CLAIM**

The ornamental design for an inflatable sports ball in the style of a tennis ball, as shown and described.

DESCRIPTION

FIG. 1 is a plan view, the opposite plan view having the same appearance, but rotated 90° from FIG. 1;

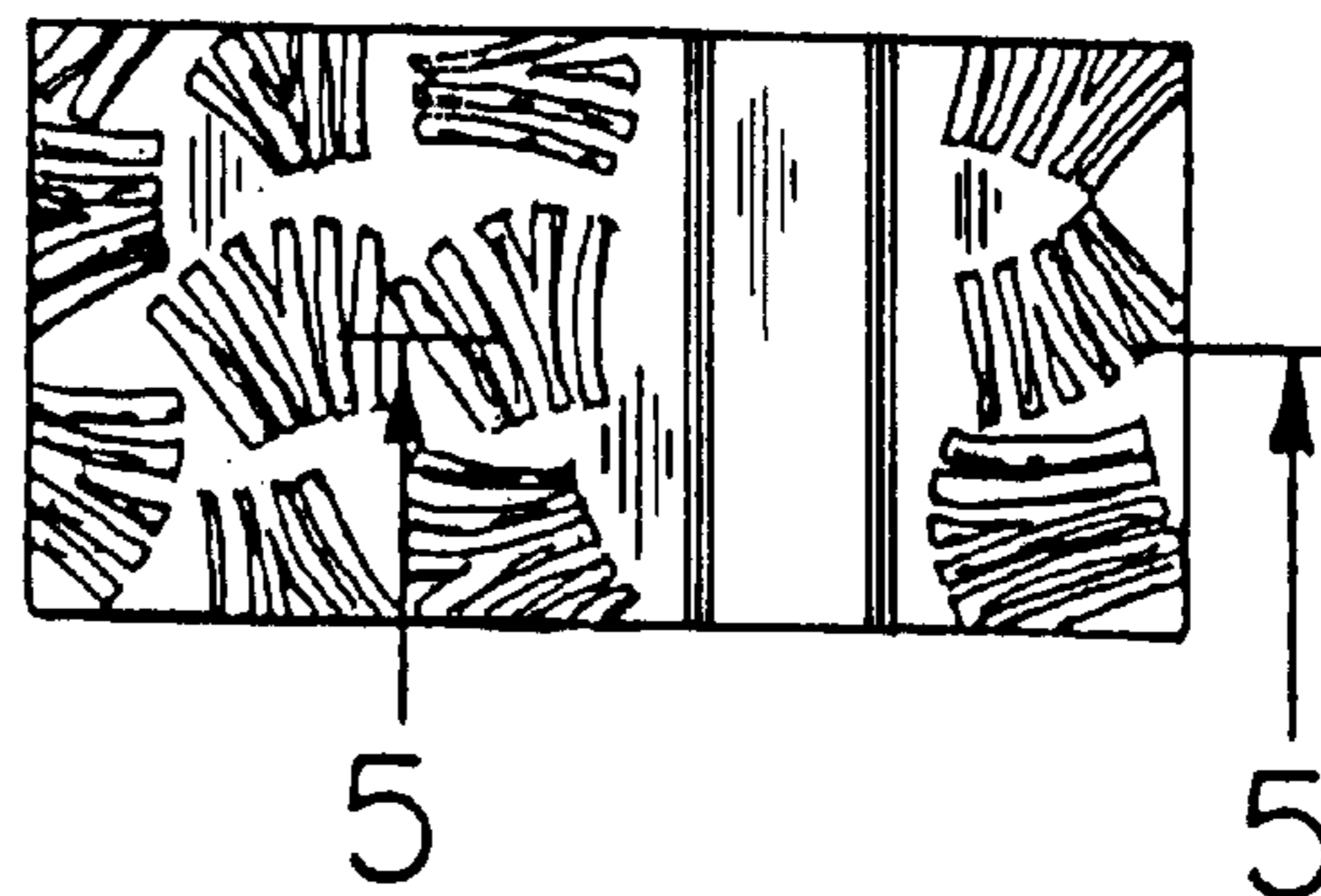
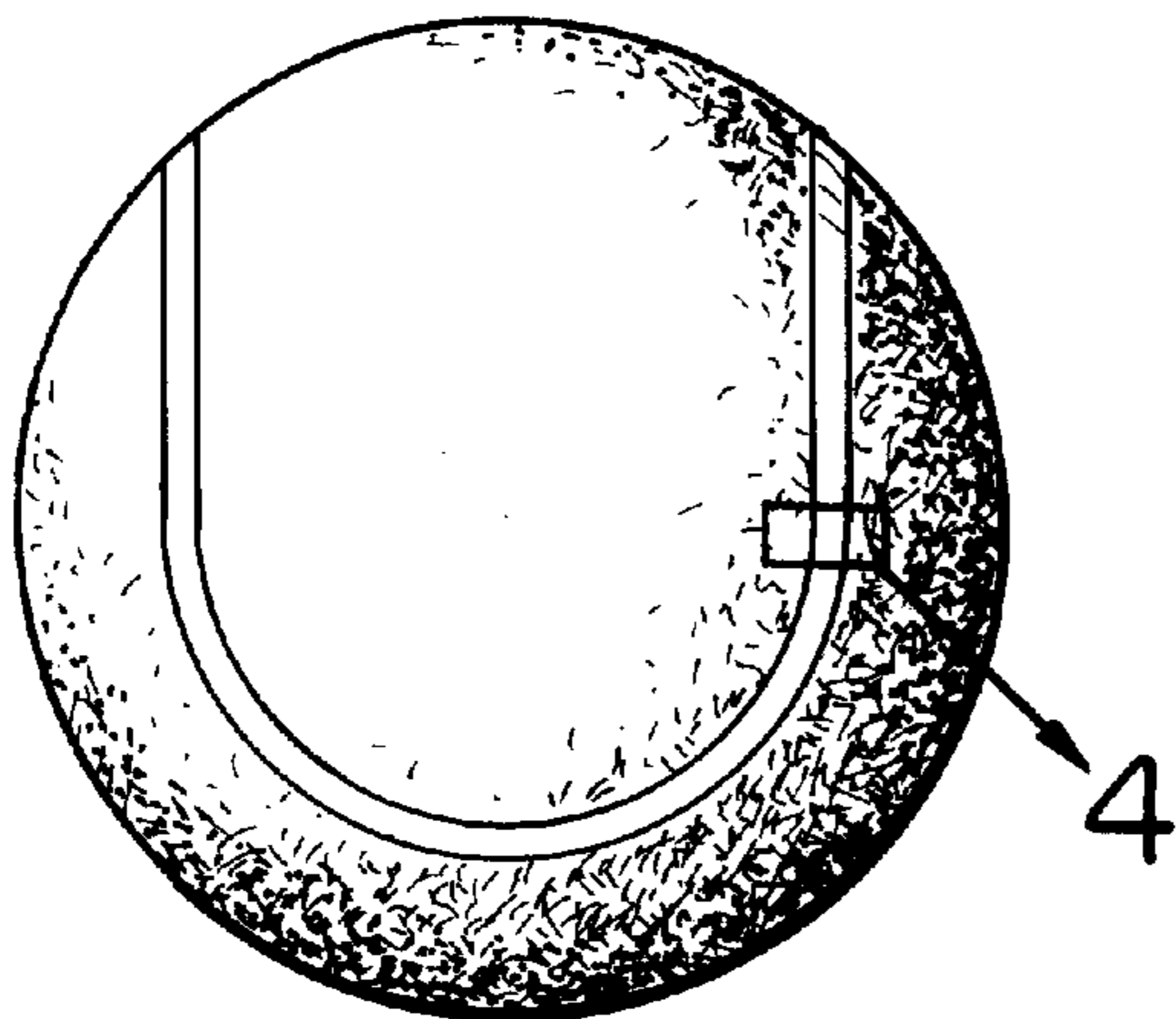
FIG. 2 is a front view, the rear view being the same;

FIG. 3 is a right side elevational view, the left side view being the same;

FIG. 4 is an isolated detailed view, on an enlarged scale, of the surface texture within the rectangle of FIG. 4; and

FIG. 5 is a cross sectional view, as taken along line 5—5 of FIG. 4.

1 Claim, 1 Drawing Sheet



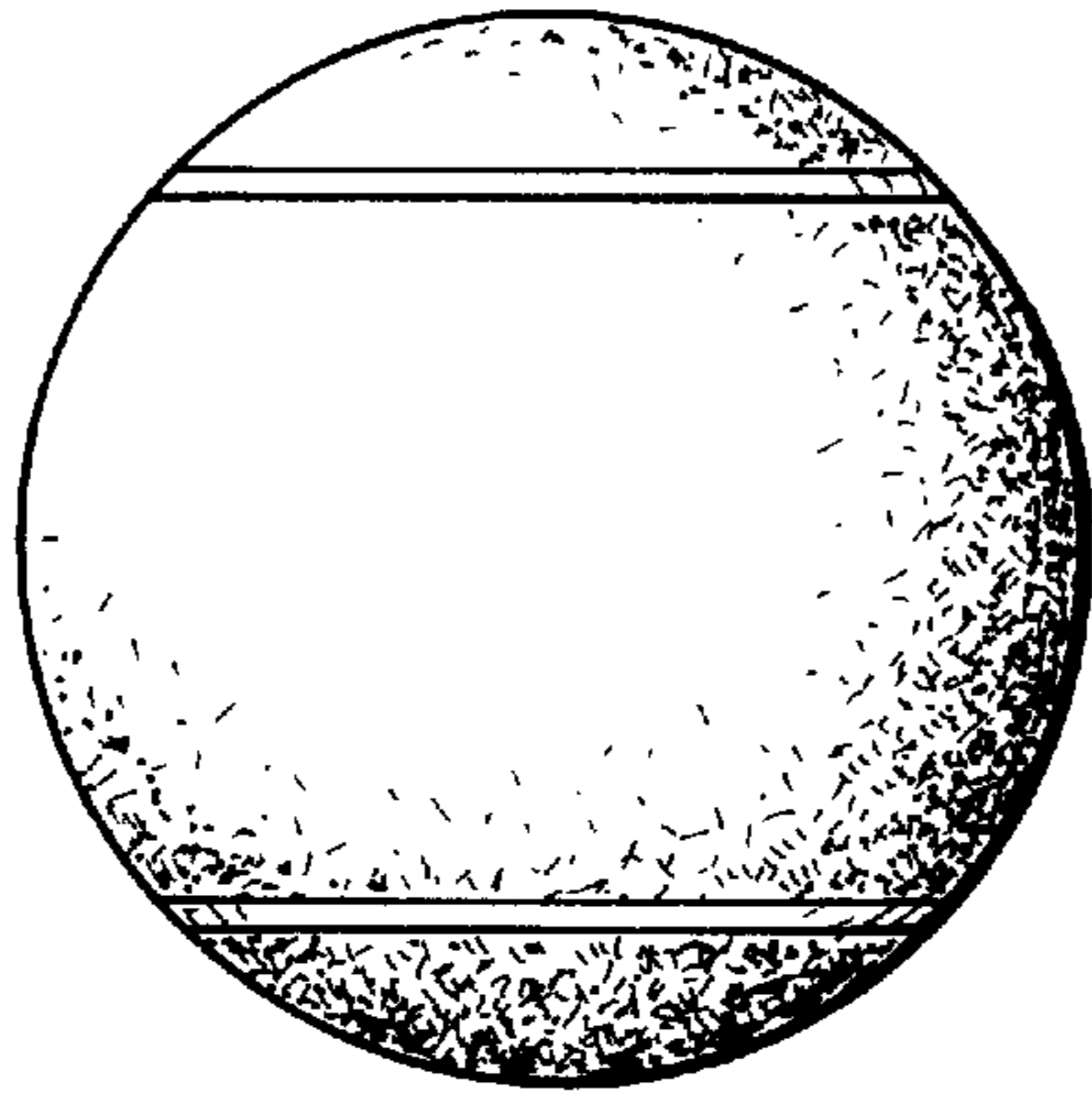


FIG. 1

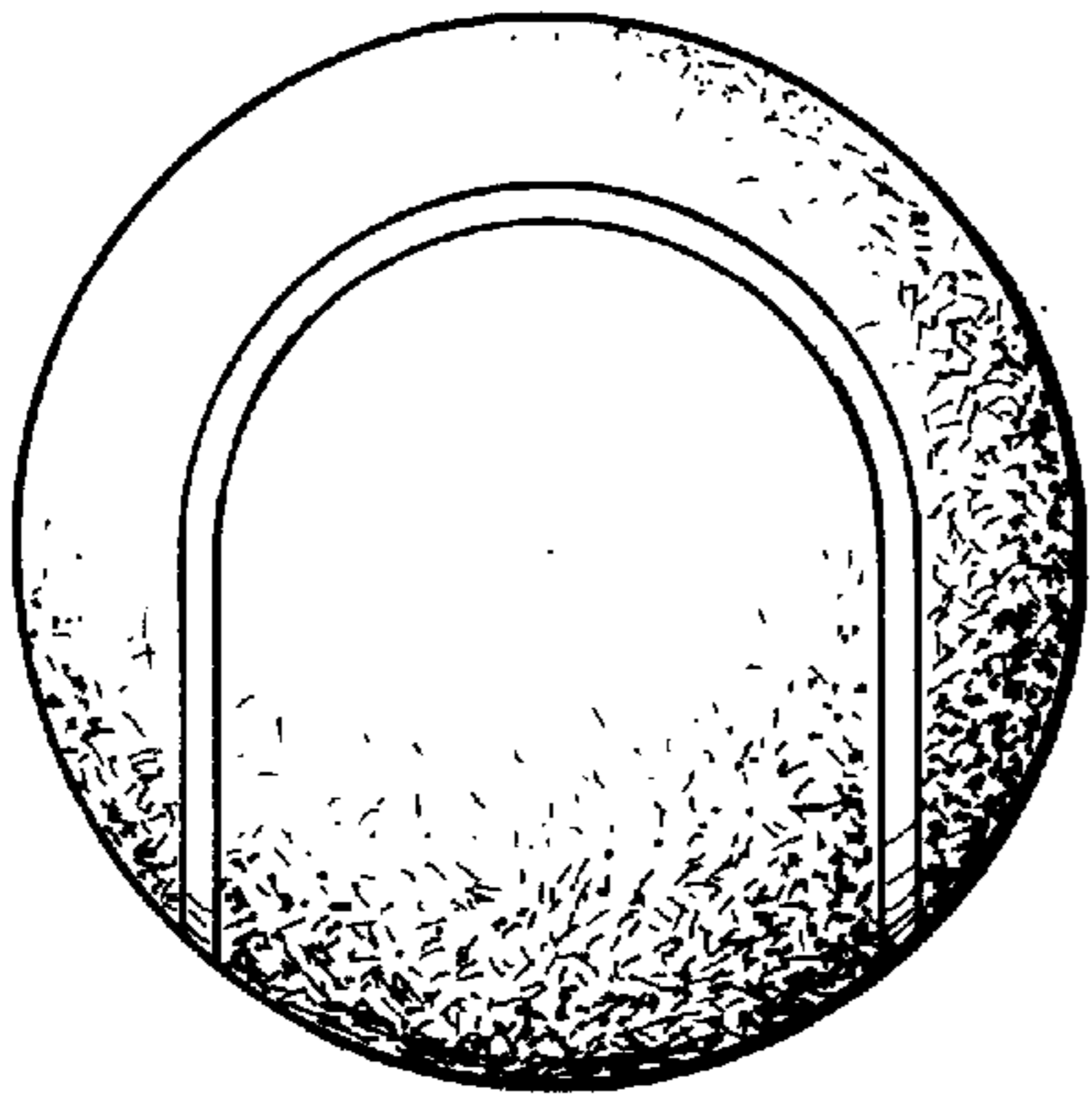


FIG. 2

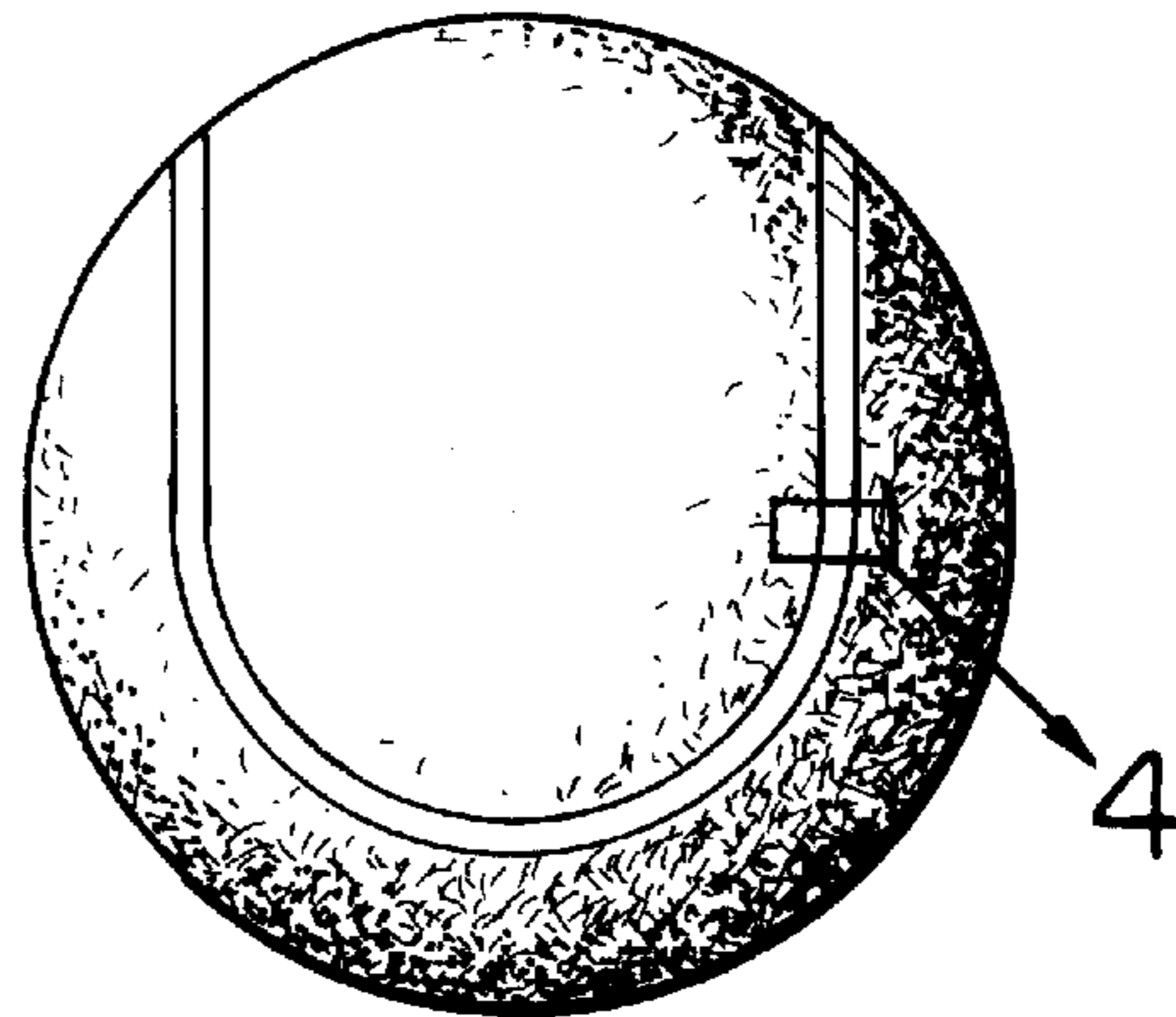


FIG. 3

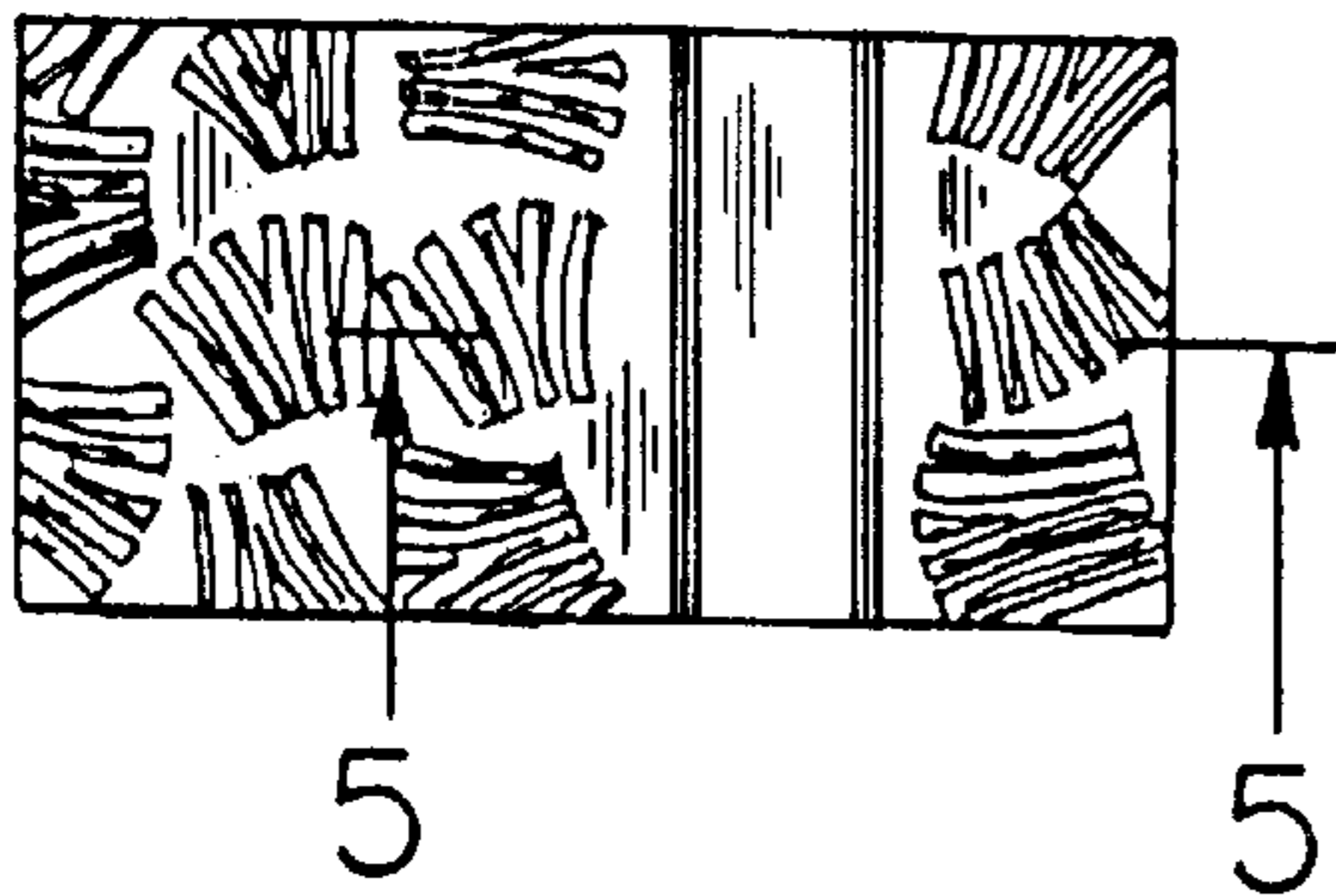


FIG. 4



FIG. 5