



US00D546400S

(12) **United States Design Patent**
Ray

(10) **Patent No.:** **US D546,400 S**
(45) **Date of Patent:** **** Jul. 10, 2007**

(54) **HOLDER FOR CARDS**

(75) Inventor: **Jason P. Ray**, Madison, AL (US)

(73) Assignee: **Ultra Pro L.P.**, City of Commerce, CA (US)

(**) Term: **14 Years**

(21) Appl. No.: **29/256,965**

(22) Filed: **Mar. 27, 2006**

(51) **LOC (8) Cl.** **21-01**

(52) **U.S. Cl.** **D21/392; D19/92**

(58) **Field of Classification Search** D21/334-368,
D21/385-386, 392-396; D19/90-92; 273/236-285,
273/292, 148 R, 148 A, 150-151
See application file for complete search history.

(56) **References Cited**

U.S. PATENT DOCUMENTS

- 514,302 A * 2/1894 Butler 273/151
- 859,942 A * 7/1907 Hobson 273/151
- D46,773 S * 12/1914 La Jeuness D21/392
- 2,100,720 A * 11/1937 Page D19/92

- 2,740,632 A * 4/1956 Balmer 273/148 A
- D270,551 S * 9/1983 Thayer D21/392
- D301,593 S * 6/1989 Shershen et al. D21/393
- 5,673,914 A * 10/1997 Sullivan 273/269

* cited by examiner

Primary Examiner—Sandra L. Morris

(74) *Attorney, Agent, or Firm*—David Weiss

(57) **CLAIM**

The ornamental design for a holder for cards, as shown and described.

DESCRIPTION

FIG. 1 is a perspective view of a holder for cards, showing my new design;

FIG. 2 is a top plan view thereof;

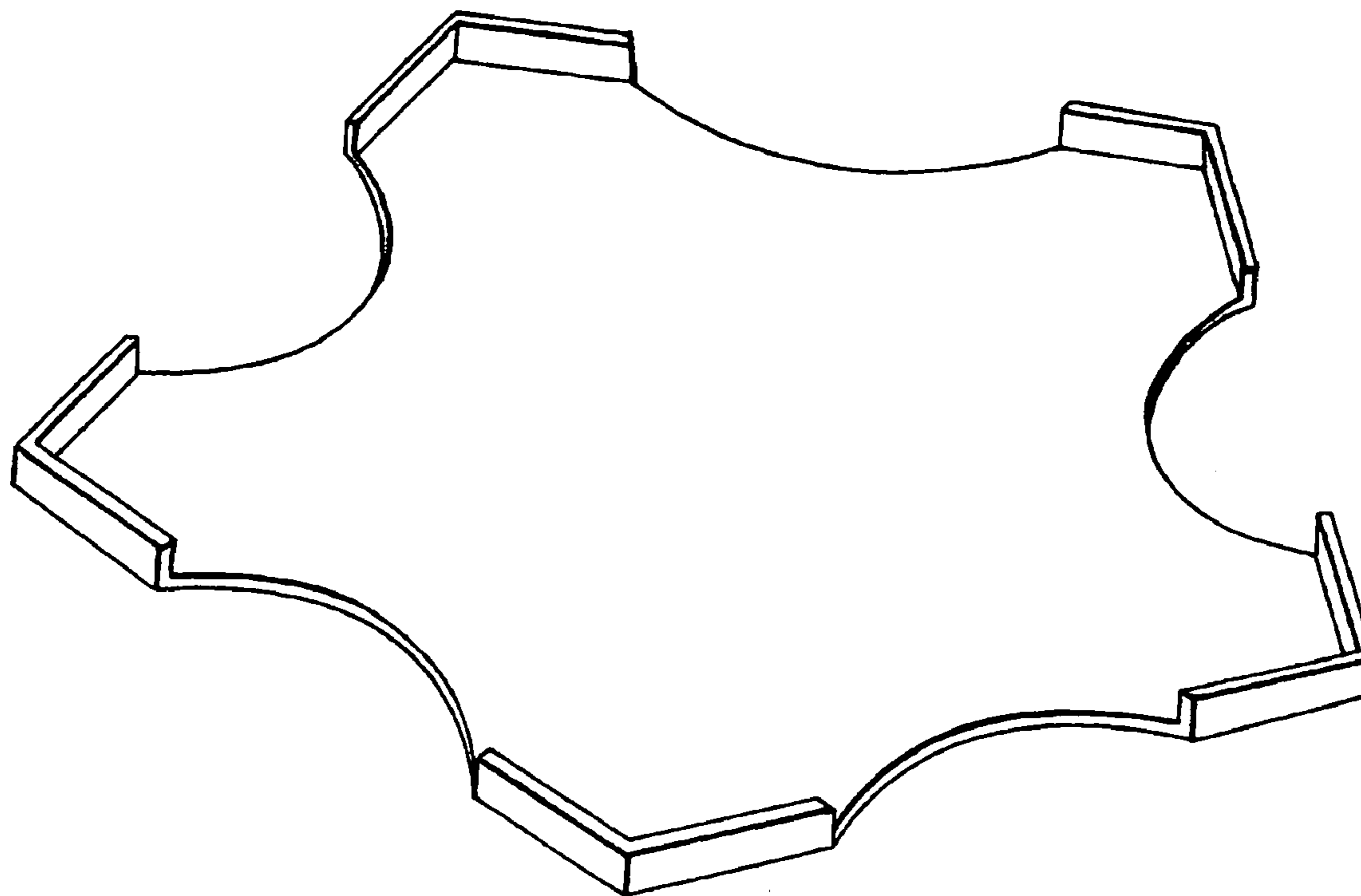
FIG. 3 is a right side elevation view thereof, the left side elevation view being a mirror image;

FIG. 4 is a front elevation view thereof;

FIG. 5 is a rear elevation view thereof; and,

FIG. 6 is a bottom plan view thereof.

1 Claim, 2 Drawing Sheets



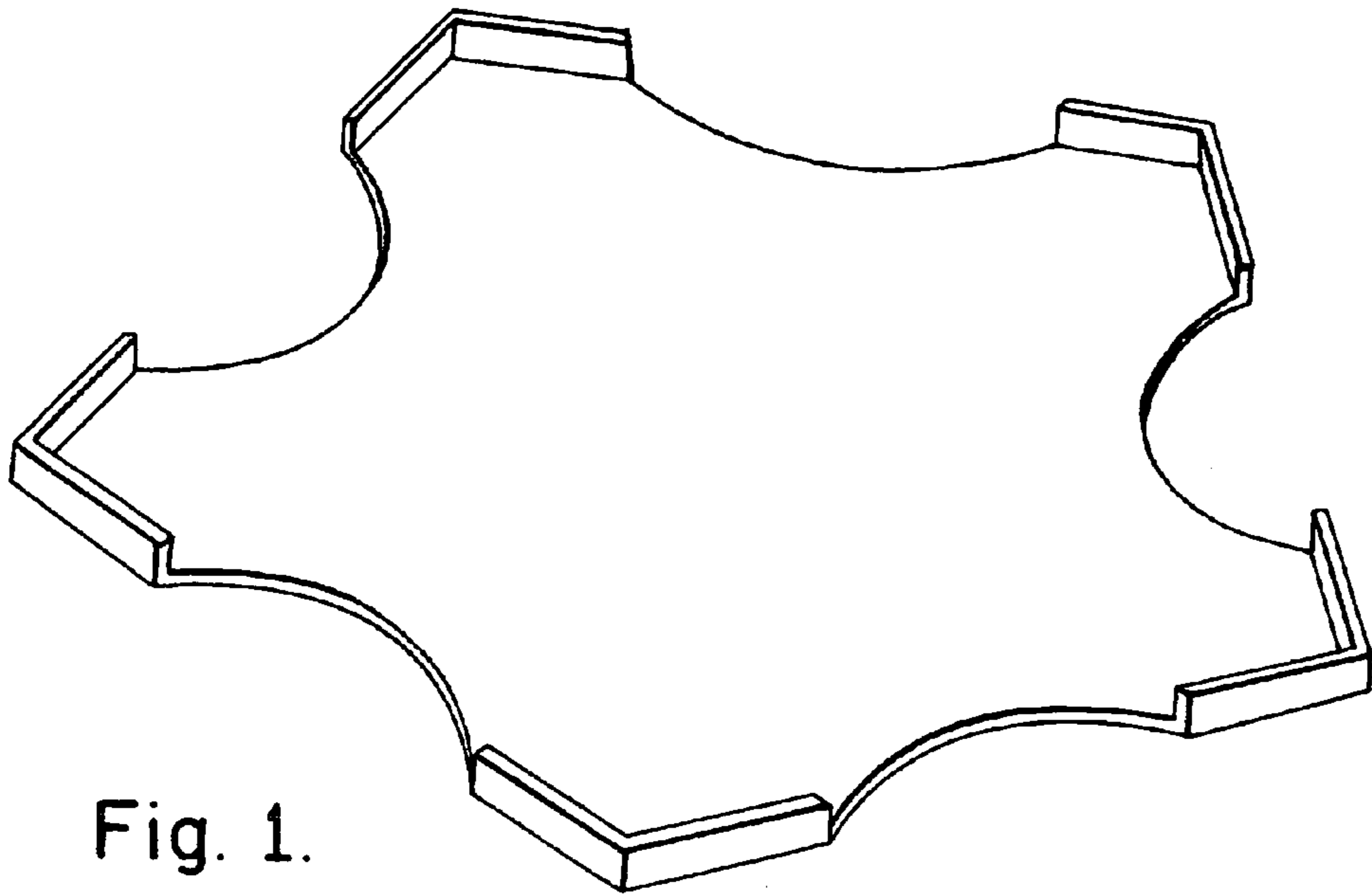


Fig. 1.

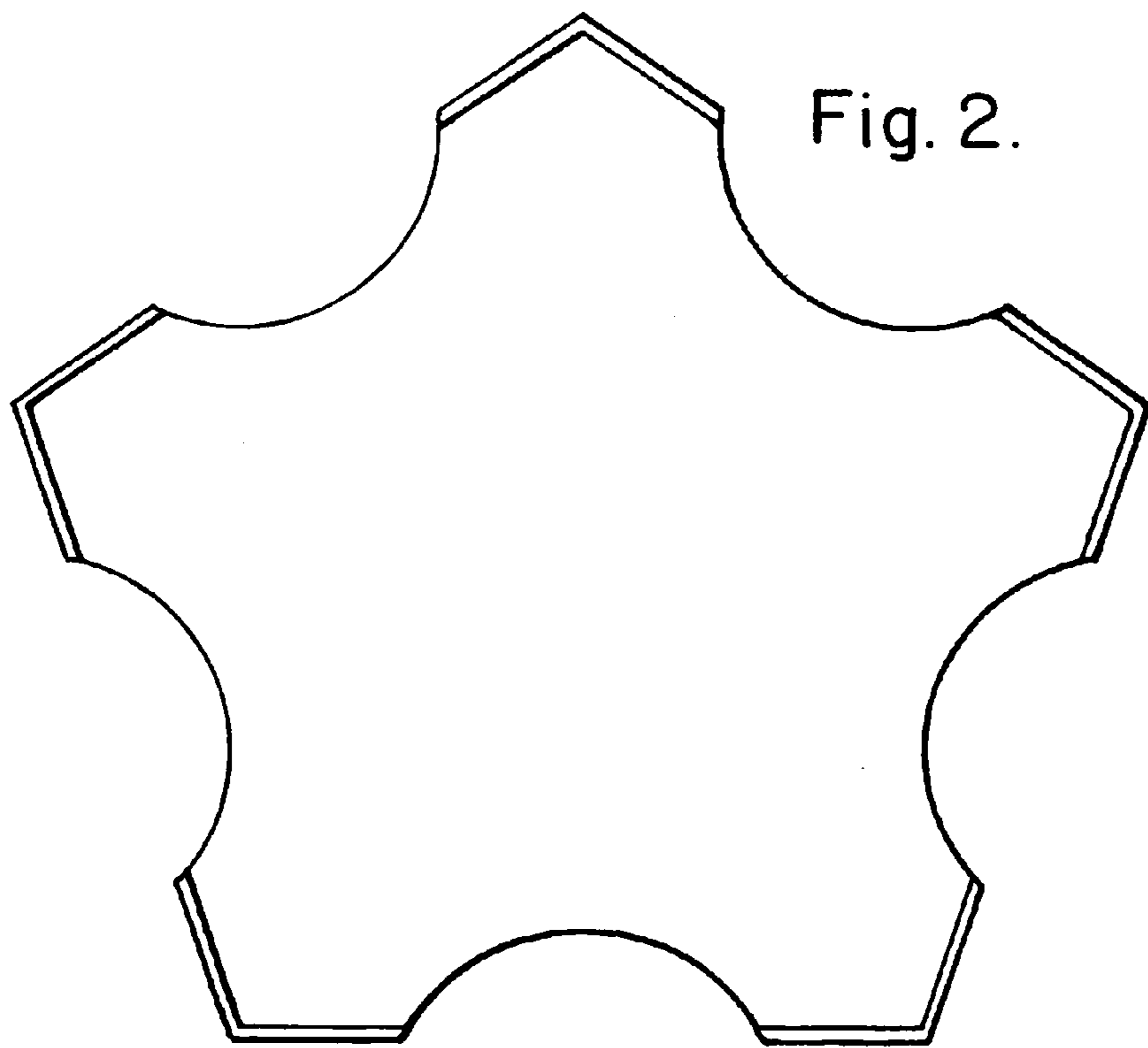


Fig. 2.

Fig. 3.



Fig. 4.



Fig. 5.



Fig. 6.

