



US00D546393S

(12) **United States Design Patent**  
**Fentress**

(10) **Patent No.:** **US D546,393 S**  
(45) **Date of Patent:** **\*\* Jul. 10, 2007**

(54) **CLOCK SIGN**

D391,302 S \* 2/1998 Burns ..... D20/43  
D488,627 S \* 4/2004 Stravitz ..... D6/314

(76) Inventor: **Melanie Fentress**, 3801 Banyan Grove  
La., Apt. 206, Virginia Beach, VA (US)  
23462

\* cited by examiner

(\*\*) Term: **14 Years**

*Primary Examiner*—Robert M. Spear  
*Assistant Examiner*—Mary Ann Calabrese  
(74) *Attorney, Agent, or Firm*—John S. Hale; Gipple & Hale

(21) Appl. No.: **29/261,253**

(57) **CLAIM**

(22) Filed: **Jun. 12, 2006**

The ornamental design for a clock sign, as shown and described.

(51) **LOC (8) Cl.** ..... **20-02**

(52) **U.S. Cl.** ..... **D20/20; D20/29**

(58) **Field of Classification Search** ..... D20/10,  
D20/19, 20, 29, 40-43, 99; 40/353, 368,  
40/508, 509, 541-545, 642.02; 283/56, 81;  
362/812; D10/1, 2, 41; 116/306, 307; D19/52;  
D6/314, 342, 475

**DESCRIPTION**

See application file for complete search history.

FIG. 1 is a perspective view of the clock sign showing my new design;

(56) **References Cited**

**U.S. PATENT DOCUMENTS**

- 535,635 A \* 3/1895 Stone ..... 40/509
- D42,068 S \* 12/1911 Stippich ..... D19/52
- 1,448,903 A \* 3/1923 Smith ..... 116/307
- 1,551,946 A \* 9/1925 Flanagan ..... 40/368
- D156,595 S \* 12/1949 Berry ..... D20/20
- D157,584 S \* 3/1950 Gettelman ..... D20/20
- D176,053 S \* 11/1955 Williams ..... D20/20
- D201,946 S \* 8/1965 Harding ..... D20/20
- 3,452,463 A \* 7/1969 Chaput ..... 40/653
- D321,446 S \* 11/1991 Liptak ..... D6/475
- D360,584 S \* 7/1995 Odaka ..... D10/2

FIG. 2 is a top plan view of clock sign showing my new design;

FIG. 3 is a bottom plan view of the clock sign of FIG. 1;

FIG. 4 is a side elevational view of the clock sign of FIG. 1;

FIG. 5 is a opposite side elevational view of the clock sign of FIG. 1;

FIG. 6 is a rear elevational view of the clock sign of FIG. 1; and,

FIG. 7 is a front elevational view of the clock sign of FIG. 1.

In the drawings, the broken lines are for illustrative purposes only and form no part of the claimed design.

**1 Claim, 5 Drawing Sheets**

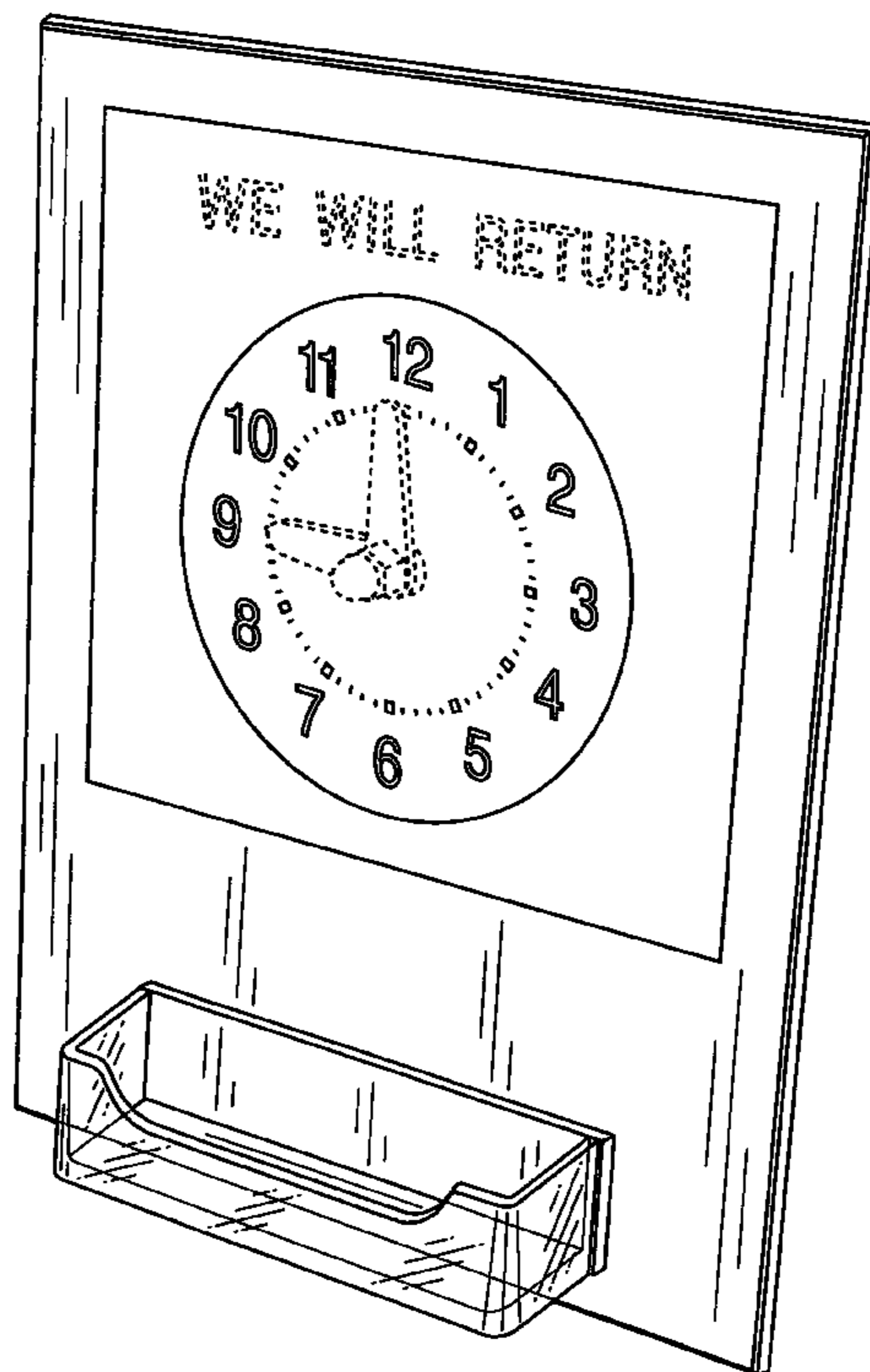


Fig. 1




Fig.2




Fig.3

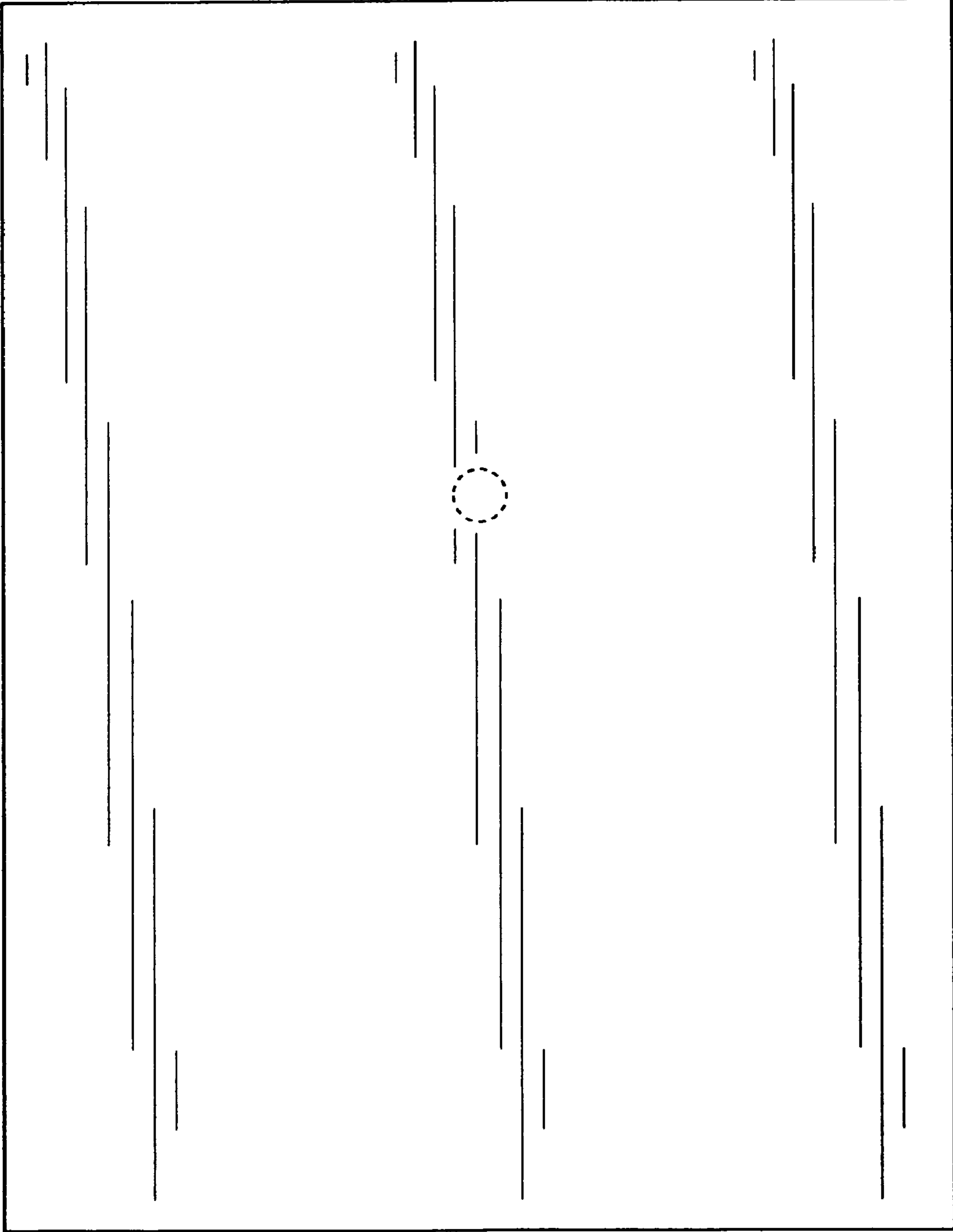


Fig.4




Fig.5



Fig.6

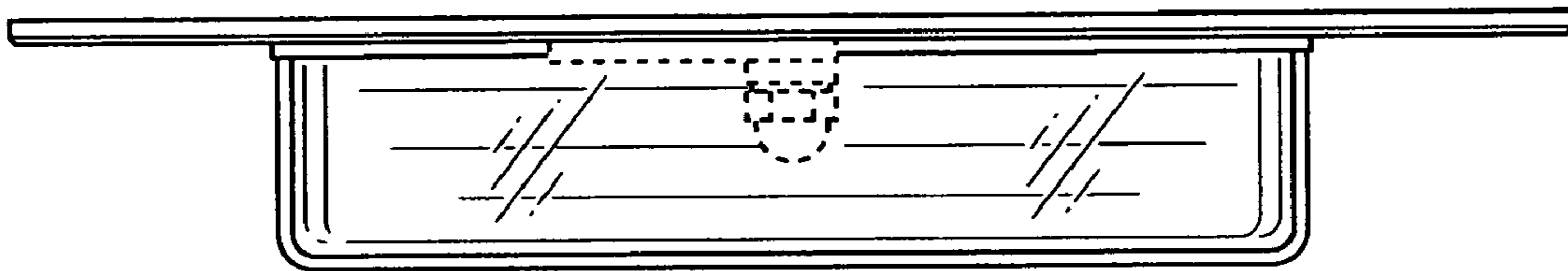


Fig.7

