

US00D546392S

(12) **United States Design Patent**  
**Ross**

(10) **Patent No.:** **US D546,392 S**

(45) **Date of Patent:** **\*\* Jul. 10, 2007**

(54) **PAPER HOOK**

D383,788 S \* 9/1997 Shyu ..... D19/65  
D396,885 S \* 8/1998 Shyu ..... D19/65

(76) Inventor: **Mark Ross**, 8200 W. 58<sup>th</sup> St., Merriam,  
KS (US) 66202

\* cited by examiner

(\*\*) Term: **14 Years**

*Primary Examiner*—Cathron C. Brooks

*Assistant Examiner*—Austin Murphy

(21) Appl. No.: **29/262,895**

(74) *Attorney, Agent, or Firm*—Leonard Searcy, II

(22) Filed: **Jul. 10, 2006**

(57) **CLAIM**

(51) **LOC (8) Cl.** ..... **19-02**

The ornamental design for a paper hook, as shown and described.

(52) **U.S. Cl.** ..... **D19/65**

(58) **Field of Classification Search** ..... D19/65,

D19/86; D28/40, 92; D11/78.1; 24/67.3,

24/67.9, 326, 552; 248/302; 132/276

See application file for complete search history.

**DESCRIPTION**

FIG. 1 is a perspective view, according to the present invention;

FIG. 2 is a front elevational view thereof;

FIG. 3 is a back elevational view thereof;

FIG. 4 is a bottom elevational view thereof;

FIG. 5 is a top elevational view thereof;

FIG. 6 is a left-side elevational view thereof; and,

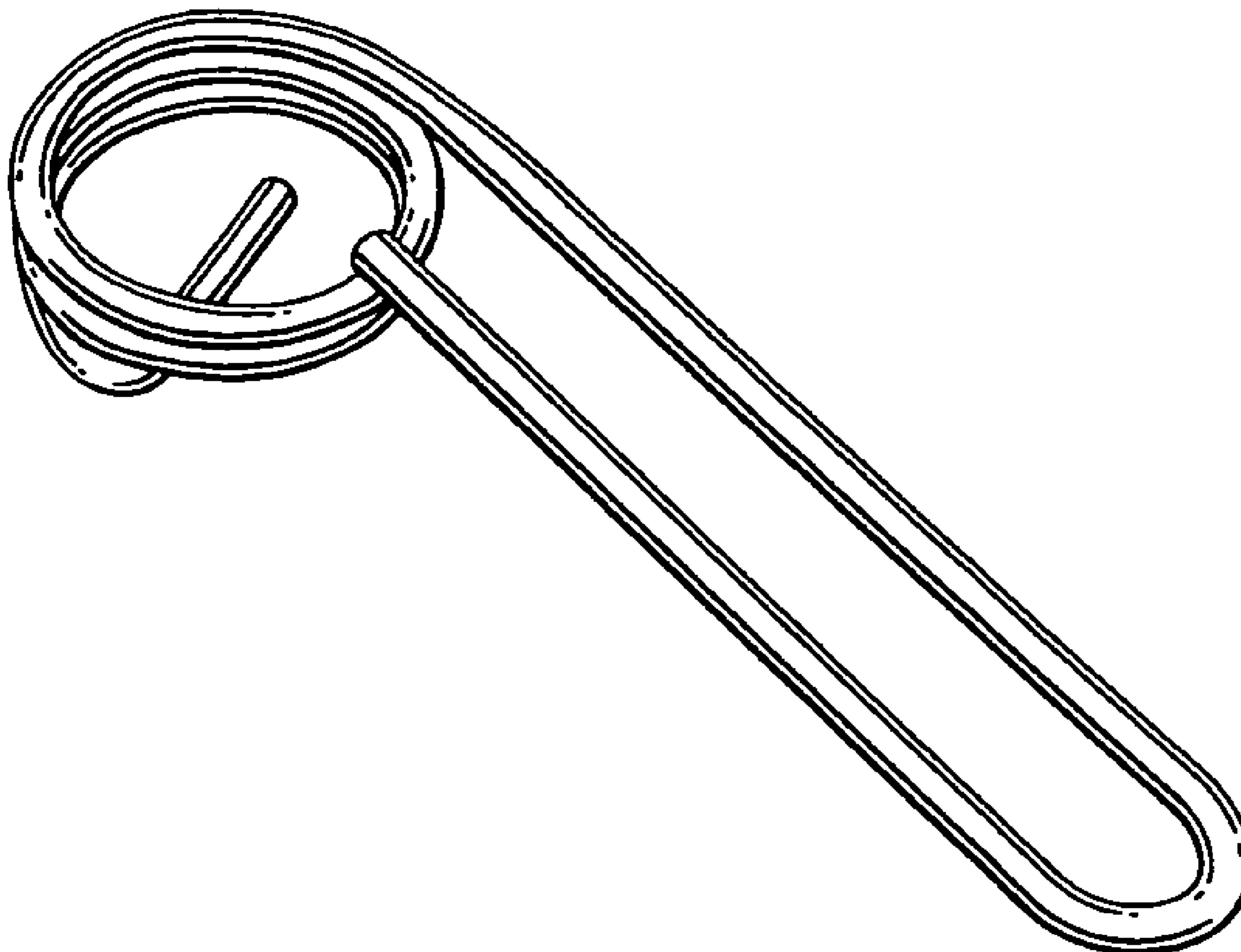
FIG. 7 is a right-side elevational view.

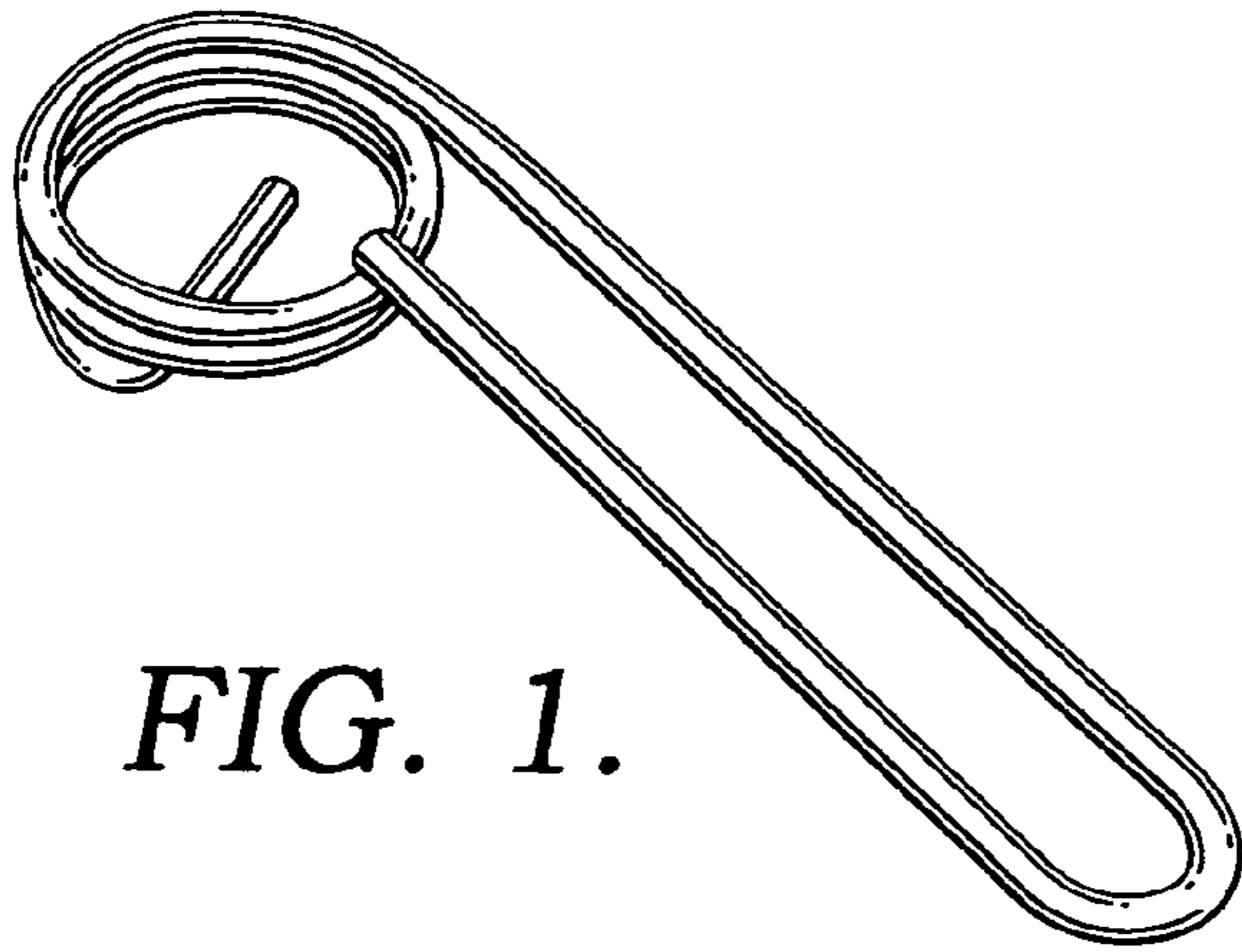
(56) **References Cited**

U.S. PATENT DOCUMENTS

D29,918 S \* 1/1899 Todd ..... D19/65  
742,892 A \* 11/1903 McGill ..... 24/547  
2,781,566 A \* 2/1957 Lee ..... 24/67.9  
D304,958 S \* 12/1989 Gutierrez ..... D19/65  
5,535,486 A \* 7/1996 Cabili ..... 24/67.9  
D372,937 S \* 8/1996 Anders ..... D19/65  
D383,784 S \* 9/1997 Shyu ..... D19/65

**1 Claim, 1 Drawing Sheet**






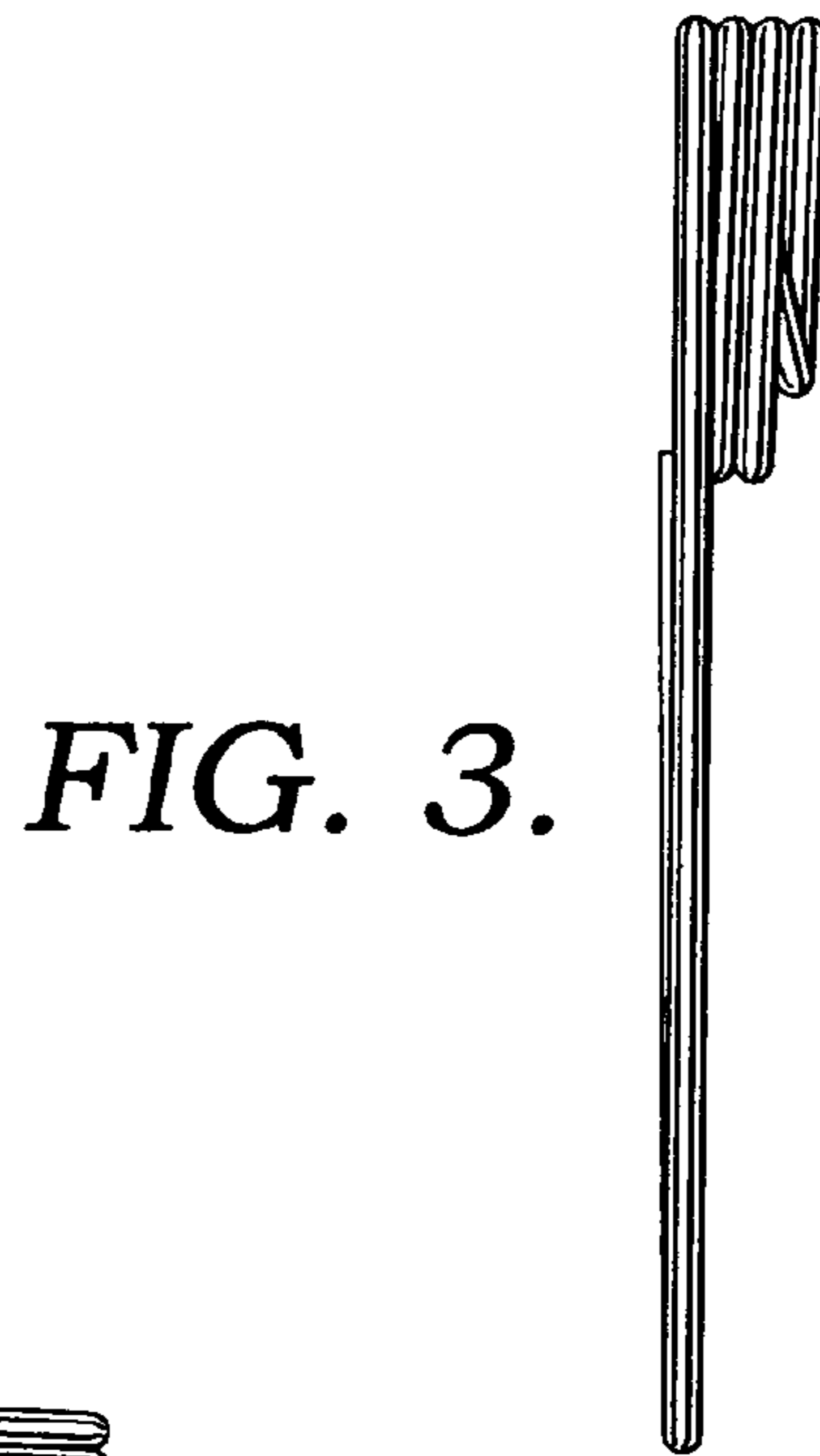
*FIG. 1.*




*FIG. 6.*



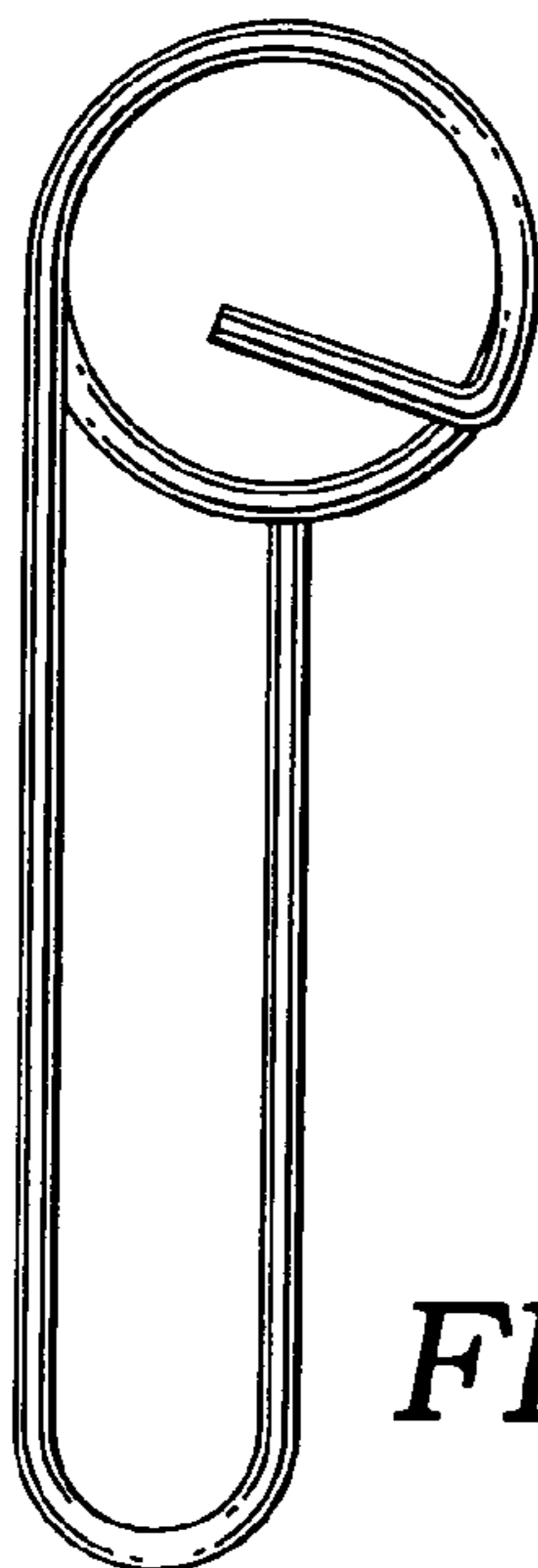
*FIG. 2.*



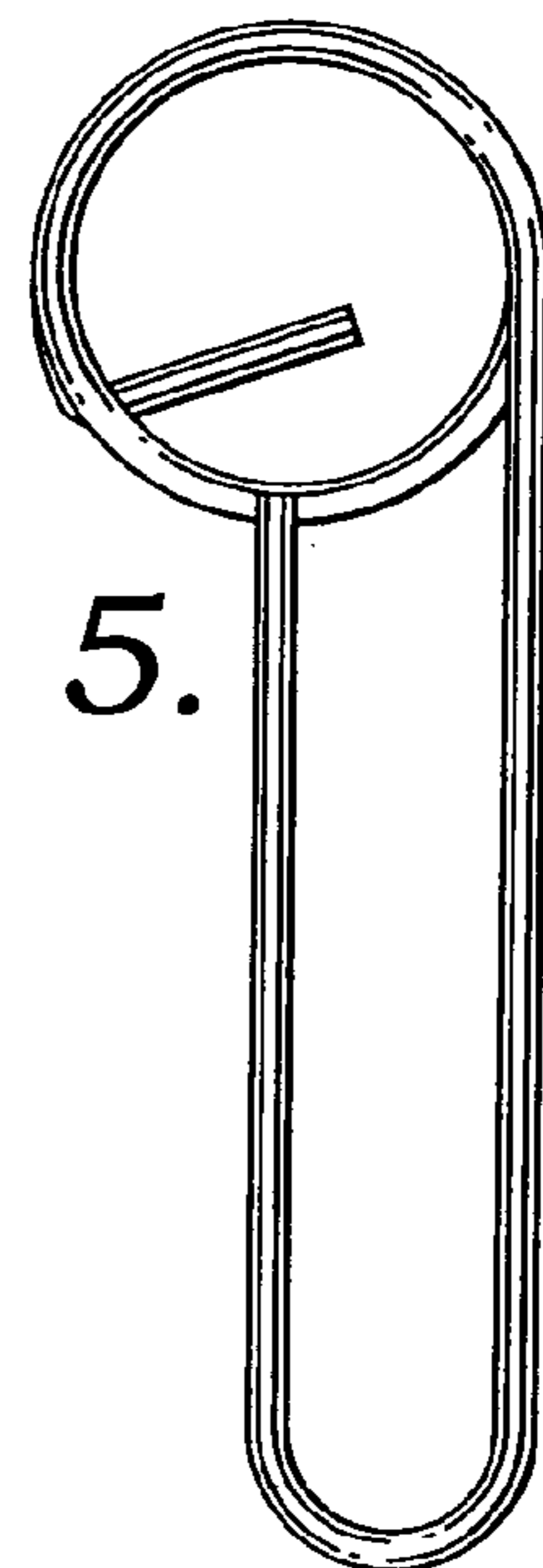
*FIG. 3.*



*FIG. 7.*



*FIG. 4.*



*FIG. 5.*