



US00D546391S

(12) **United States Design Patent** (10) **Patent No.:** **US D546,391 S**
Peters, Jr. (45) **Date of Patent:** **** Jul. 10, 2007**

(54) **EMERGENCY TRAINING AID DEVICE**

D466,825 S * 12/2002 Ettridge et al. D10/109
D520,907 S * 5/2006 Dahl D11/157

(76) Inventor: **George A. Peters, Jr.**, 12 Water St.,
North Andover, MA (US) 01845

* cited by examiner

(**) Term: **14 Years**

Primary Examiner—Robert A. Delehanty

Assistant Examiner—Mark Cavanna

(21) Appl. No.: **29/249,293**

(74) *Attorney, Agent, or Firm*—Daly, Crowley, Mofford &
Durkee, LLP

(22) Filed: **Sep. 29, 2006**

(57) **CLAIM**

(51) **LOC (8) Cl.** **19-07**

The ornamental design for an emergency training aid device,
as shown.

(52) **U.S. Cl.** **D19/62**

(58) **Field of Classification Search** D24/59-64;
D10/104, 109, 111, 113, 115; D6/450; D11/157;
D20/10, 31, 41; D23/367; 40/1, 414, 584,
40/591, 598, 606-612; 116/63 C, 63 P, 63 R;
223/66, 120; 404/9, 12-16

DESCRIPTION

See application file for complete search history.

FIG. 1 is a perspective view of an emergency training aid
device showing my new design;

FIG. 2 is a front view thereof with the door being shown in
broken line for clarity of illustration;

FIG. 3 is a back view thereof;

FIG. 4 is a top view thereof;

FIG. 5 is a bottom view thereof;

FIG. 6 is a left side view thereof; and,

FIG. 7 is a right side view thereof.


The broken line showing of doorway is included for the
purpose of illustration and forms no part of the claimed
design.

(56) **References Cited**

U.S. PATENT DOCUMENTS

- D257,720 S * 12/1980 Rockman D10/109
- D260,780 S * 9/1981 Maza et al. D20/10
- D305,213 S * 12/1989 Hughes D10/109
- D321,370 S * 11/1991 Curtis D19/62
- D351,863 S * 10/1994 Sarkisian et al. D20/41
- D385,345 S * 10/1997 El-Assir D23/367
- D390,723 S * 2/1998 Jay D6/450
- D414,815 S * 10/1999 McDonald D20/31
- D429,472 S * 8/2000 Austin D10/109
- D434,081 S * 11/2000 Gruber D20/31

1 Claim, 5 Drawing Sheets






FIG. 1




FIG. 2




FIG. 3

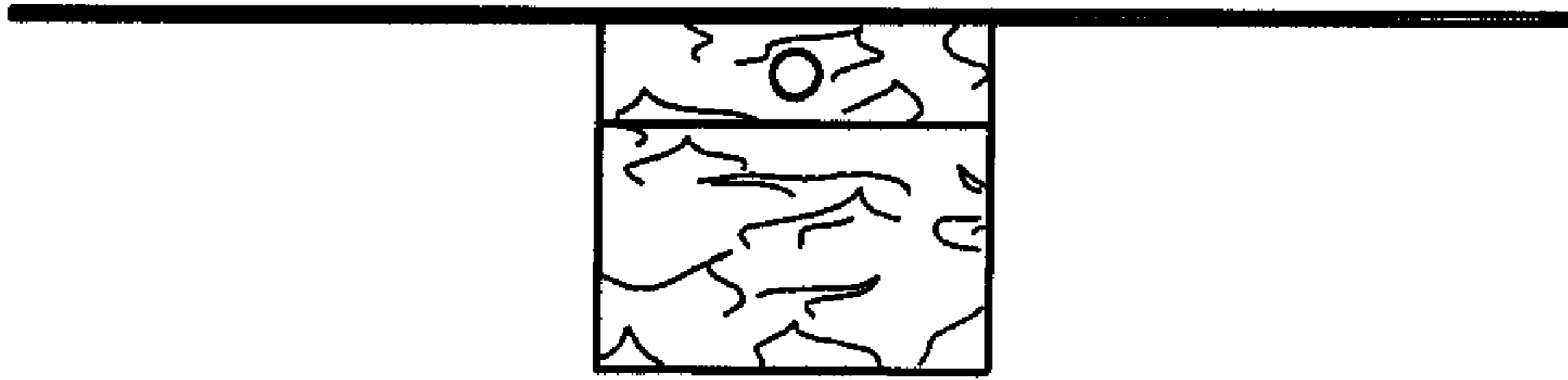


FIG. 4




FIG. 5

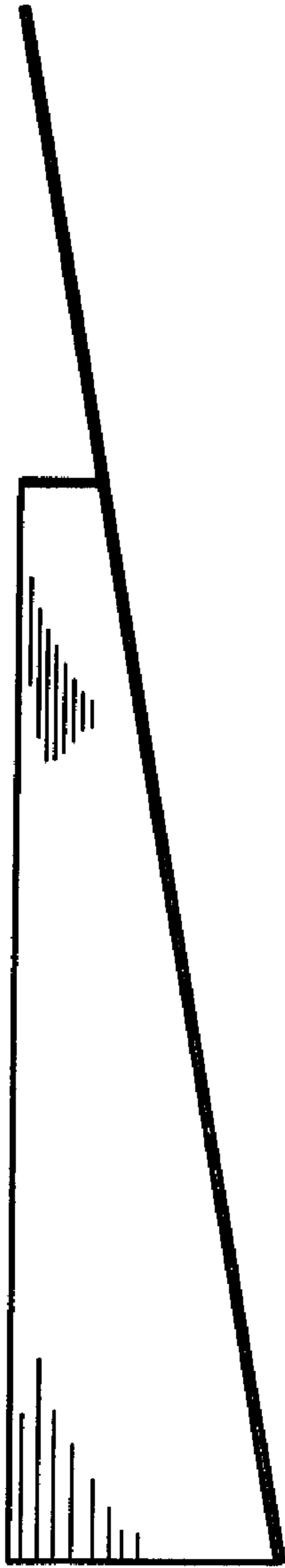


FIG. 6

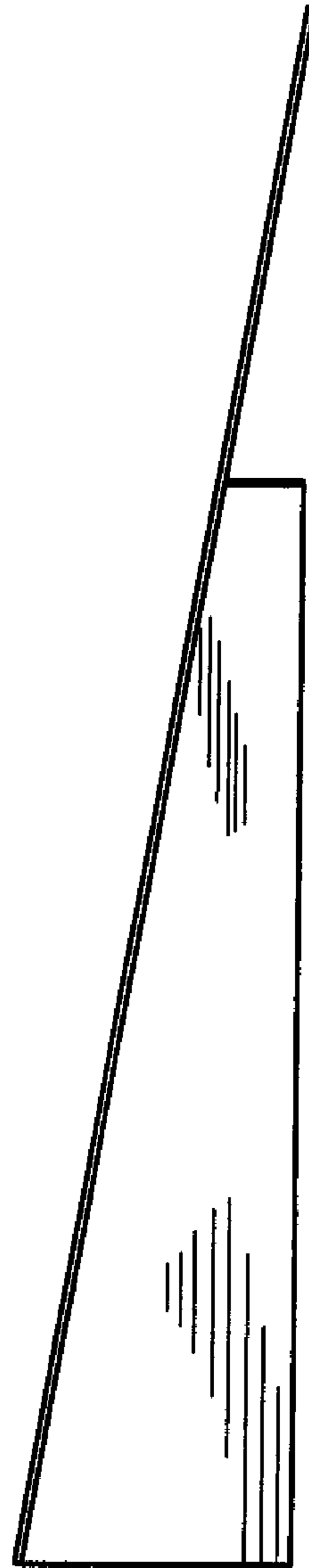


FIG. 7