

US00D546390S

(12) **United States Design Patent**
Lin

(10) **Patent No.:** **US D546,390 S**

(45) **Date of Patent:** **** Jul. 10, 2007**

(54) **TEACHING TOY**

(75) **Inventor:** **Wen-Yuan Lin**, Sansia Township,
Taipei County (TW)

(73) **Assignee:** **Youth Toy Enterprise Co., Ltd.**,
Sansia Township (TW)

(**) **Term:** **14 Years**

(21) **Appl. No.:** **29/268,918**

(22) **Filed:** **Nov. 16, 2006**

(51) **LOC (8) Cl.** **19-07**

(52) **U.S. Cl.** **D19/59**

(58) **Field of Classification Search** D19/59-64;
D10/1-4, 15, 18, 22, 122-123, 126; 368/10,
368/223, 316-317, 327, 376; 434/304
See application file for complete search history.

(56) **References Cited**

U.S. PATENT DOCUMENTS

| | | | | | |
|-----------|-----|---------|-------------------|-------|---------|
| 4,124,945 | A * | 11/1978 | Totten | | 434/304 |
| D297,512 | S * | 9/1988 | Kowalenko et al. | | D10/22 |
| D301,308 | S * | 5/1989 | Ray | | D10/6 |
| 4,885,731 | A * | 12/1989 | Massaro | | 368/228 |
| 5,030,104 | A * | 7/1991 | Caldwell | | 434/304 |
| D377,949 | S * | 2/1997 | Woldenberg et al. | | D19/64 |

| | | | | | |
|----------|-----|--------|------------|-------|---------|
| D405,470 | S * | 2/1999 | Messina | | D19/64 |
| D419,600 | S * | 1/2000 | Marasca | | D19/64 |
| D419,907 | S * | 2/2000 | Vogelbruch | | D10/123 |
| D422,635 | S * | 4/2000 | Clark | | D19/64 |

* cited by examiner

Primary Examiner—Louis Zarfaz

Assistant Examiner—Mark Cavanna

(74) *Attorney, Agent, or Firm*—Dykema Gossett PLLC

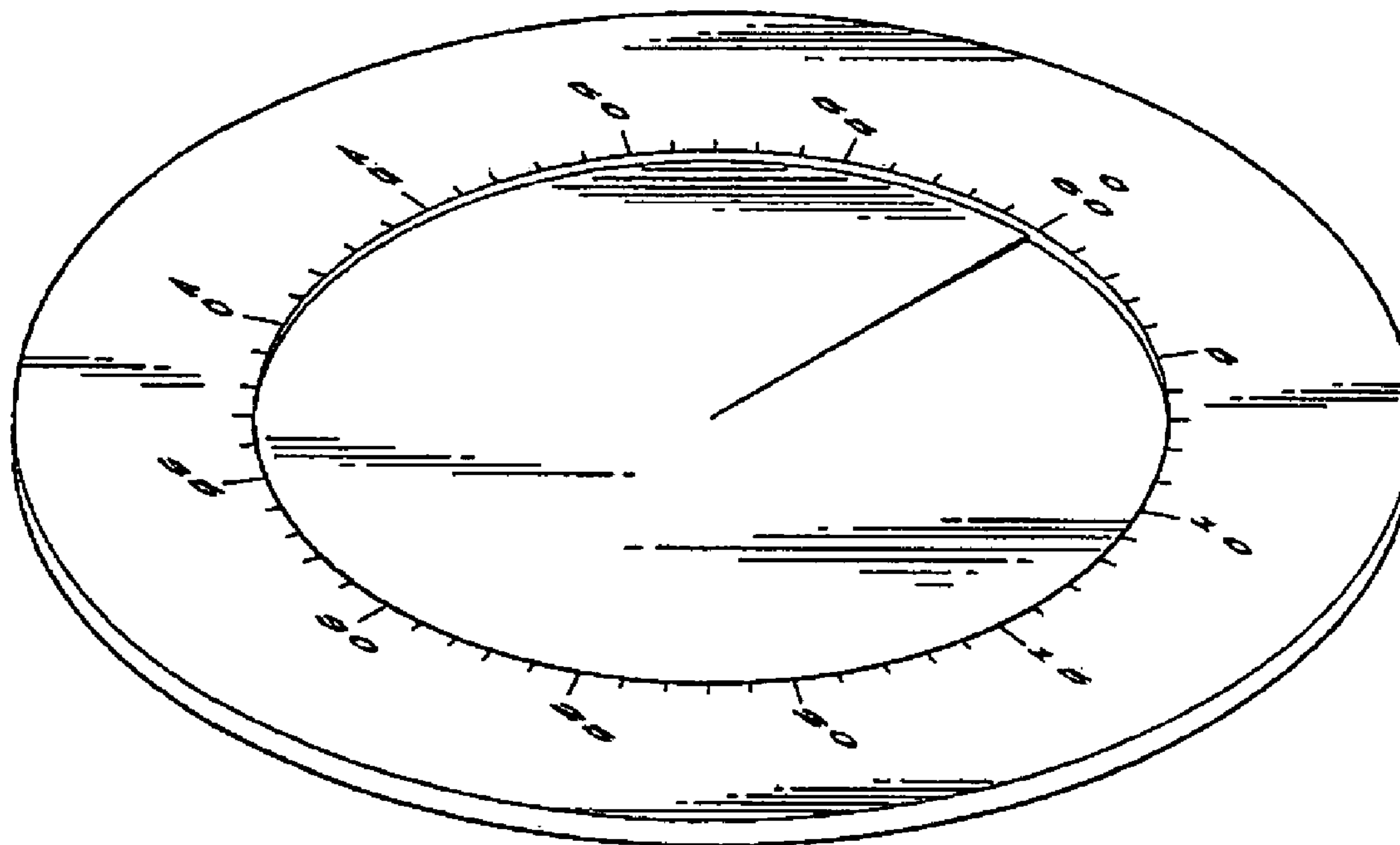
(57) **CLAIM**

The ornamental design for a teaching toy, as shown and described.

DESCRIPTION

FIG. 1 is a perspective view of a teaching toy;
 FIG. 2 is a front elevation thereof;
 FIG. 3 is a rear elevation thereof;
 FIG. 4 is a left side elevation thereof;
 FIG. 5 is a right side elevation thereof;
 FIG. 6 is a top plan view thereof;
 FIG. 7 is a bottom view thereof; and,
 FIG. 8 is a cross-sectional view of teaching toy cut along line AA'.

1 Claim, 5 Drawing Sheets



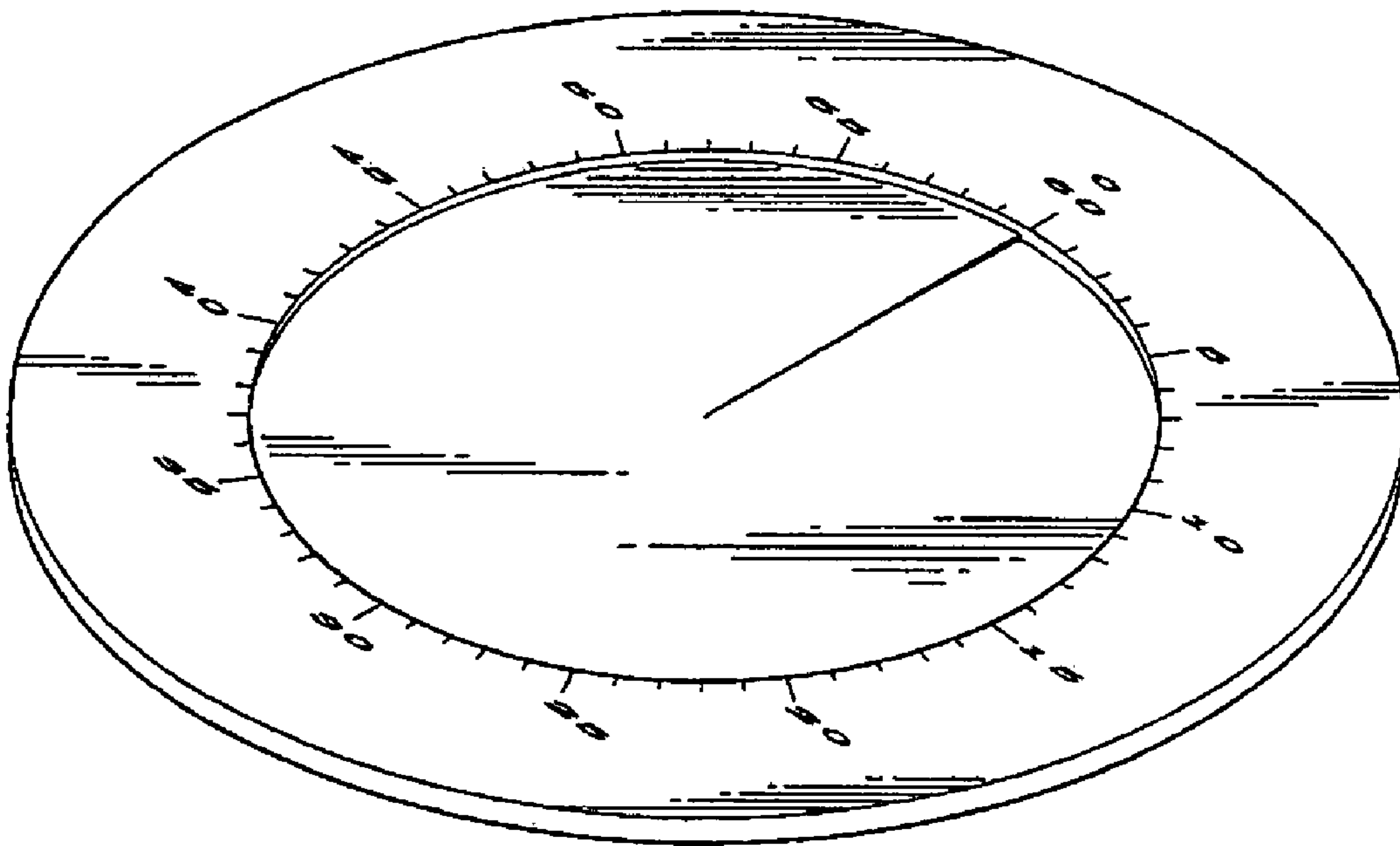


Fig. 1



Fig. 2

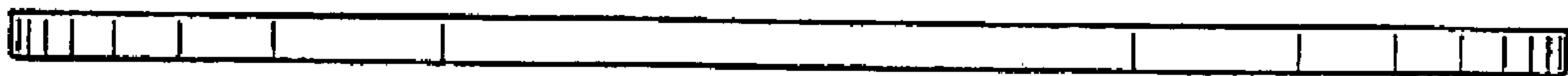


Fig. 3




Fig. 4




Fig. 5

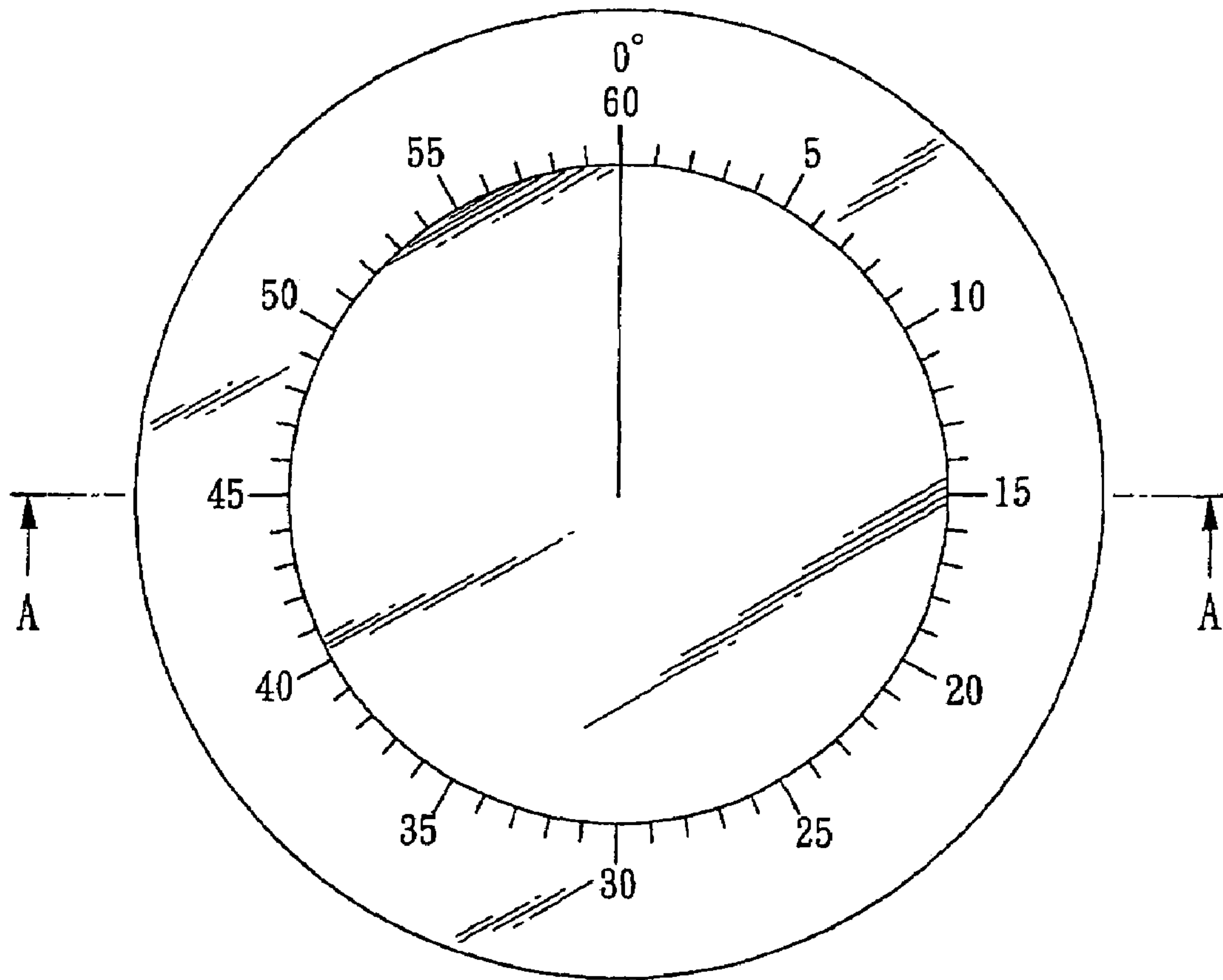


Fig. 6

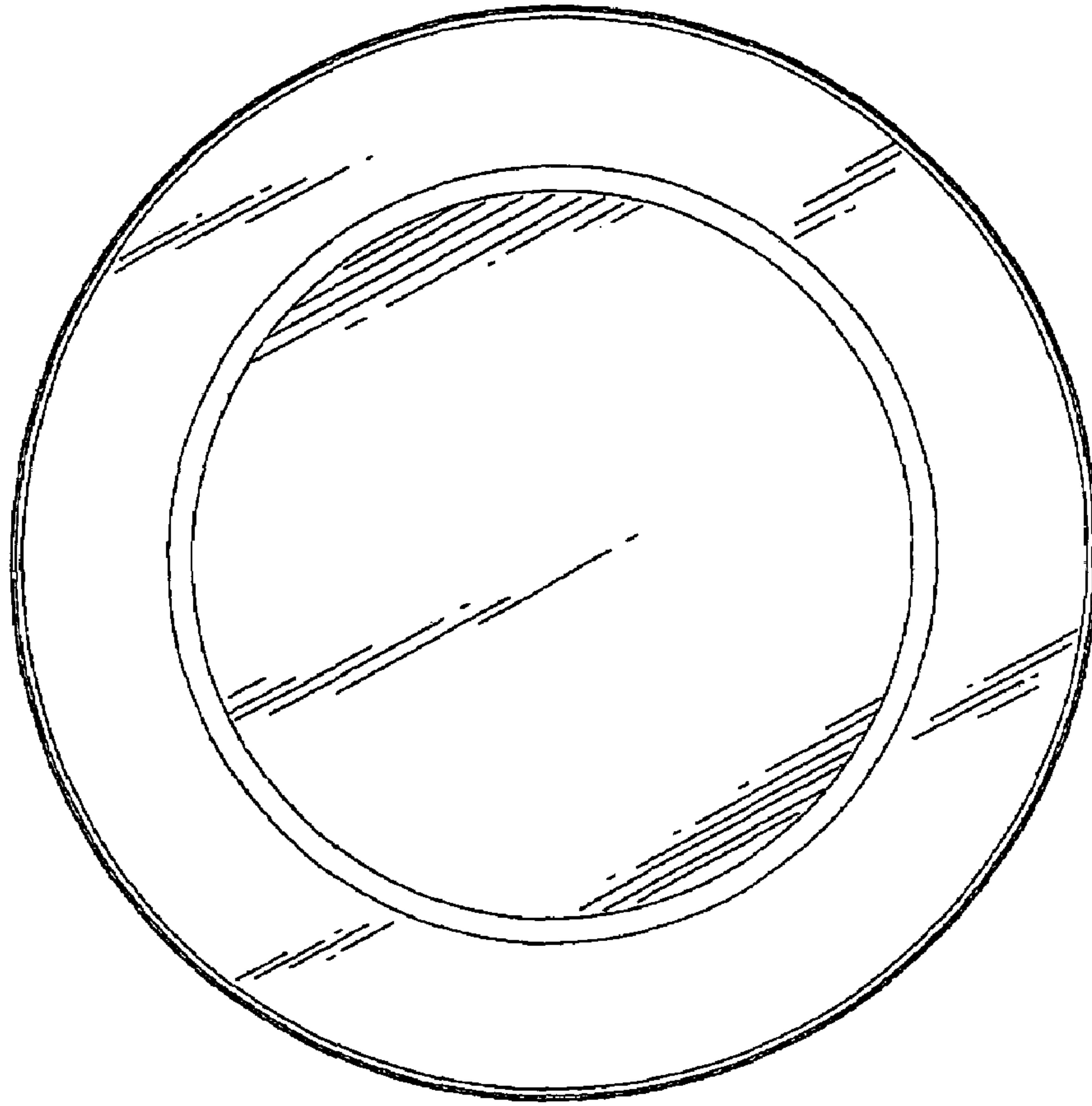


Fig. 7



A-A

Fig. 8