

US00D546387S

(12) **United States Design Patent**
Qiu

(10) **Patent No.:** **US D546,387 S**

(45) **Date of Patent:** **** Jul. 10, 2007**

(54) **PEN**
(75) Inventor: **Zhiming Qiu**, Ningbo (CN)
(73) Assignee: **Beifa Group Co., Ltd.**, Zhejiang (CN)
(**) Term: **14 Years**
(21) Appl. No.: **29/233,002**
(22) Filed: **Jun. 24, 2005**

(30) **Foreign Application Priority Data**
Mar. 9, 2005 (CN) 2005 3 0008722

(51) **LOC (8) Cl.** **19-06**
(52) **U.S. Cl.** **D19/43**
(58) **Field of Classification Search** D19/35,
D19/36, 41-51, 54-57; 24/11 R, 11 F, 11 P;
401/52, 99, 100, 104, 105, 106, 107, 108,
401/109, 192, 195, 196
See application file for complete search history.

(56) **References Cited**
U.S. PATENT DOCUMENTS

902,292	A *	10/1908	Harrison	401/75
D217,647	S *	5/1970	Groft	D19/57
D235,990	S *	7/1975	Zierhut	D19/45
4,459,059	A *	7/1984	Greenspan	401/117
D283,140	S *	3/1986	Petrillo	D19/49
D284,676	S *	7/1986	Malm	D19/51
D316,109	S *	4/1991	Pappageorge	D19/48
D328,311	S *	7/1992	Nitta	D19/49
5,174,672	A *	12/1992	Towsend	401/6
5,230,578	A *	7/1993	Fuhrmann et al.	401/202
D340,069	S *	10/1993	Garry	D19/57
D359,307	S *	6/1995	Anavil et al.	D19/50
D359,757	S	6/1995	Inami et al.		

D366,498	S	1/1996	Abe et al.		
D374,460	S *	10/1996	Young	D19/48
D375,323	S *	11/1996	Young	D19/49
D377,194	S *	1/1997	Young	D19/48
5,599,127	A *	2/1997	Fuhrmann et al.	401/202
D378,764	S *	4/1997	Araki et al.	D19/54
D379,372	S *	5/1997	Young	D19/49
D383,780	S *	9/1997	Young	D19/49
D389,863	S *	1/1998	Nguyen	D19/48

(Continued)

Primary Examiner—Elizabeth A. Albert
(74) *Attorney, Agent, or Firm*—Christensen O'Connor Johnson Kindness PLLC

(57) **CLAIM**

The ornamental design for a pen, as shown and described.

DESCRIPTION

FIG. 1 is a front right perspective view of a pen showing my new design;

FIG. 2 is a front right perspective view of the pen shown in FIG. 1, with the pen cap removed and placed on the opposite end of the pen;

FIG. 3 is an exploded rear right perspective view of the pen shown in FIG. 1;

FIG. 4 is a bottom plan view of the pen shown in FIG. 1;

FIG. 5 is a top plan view thereof;

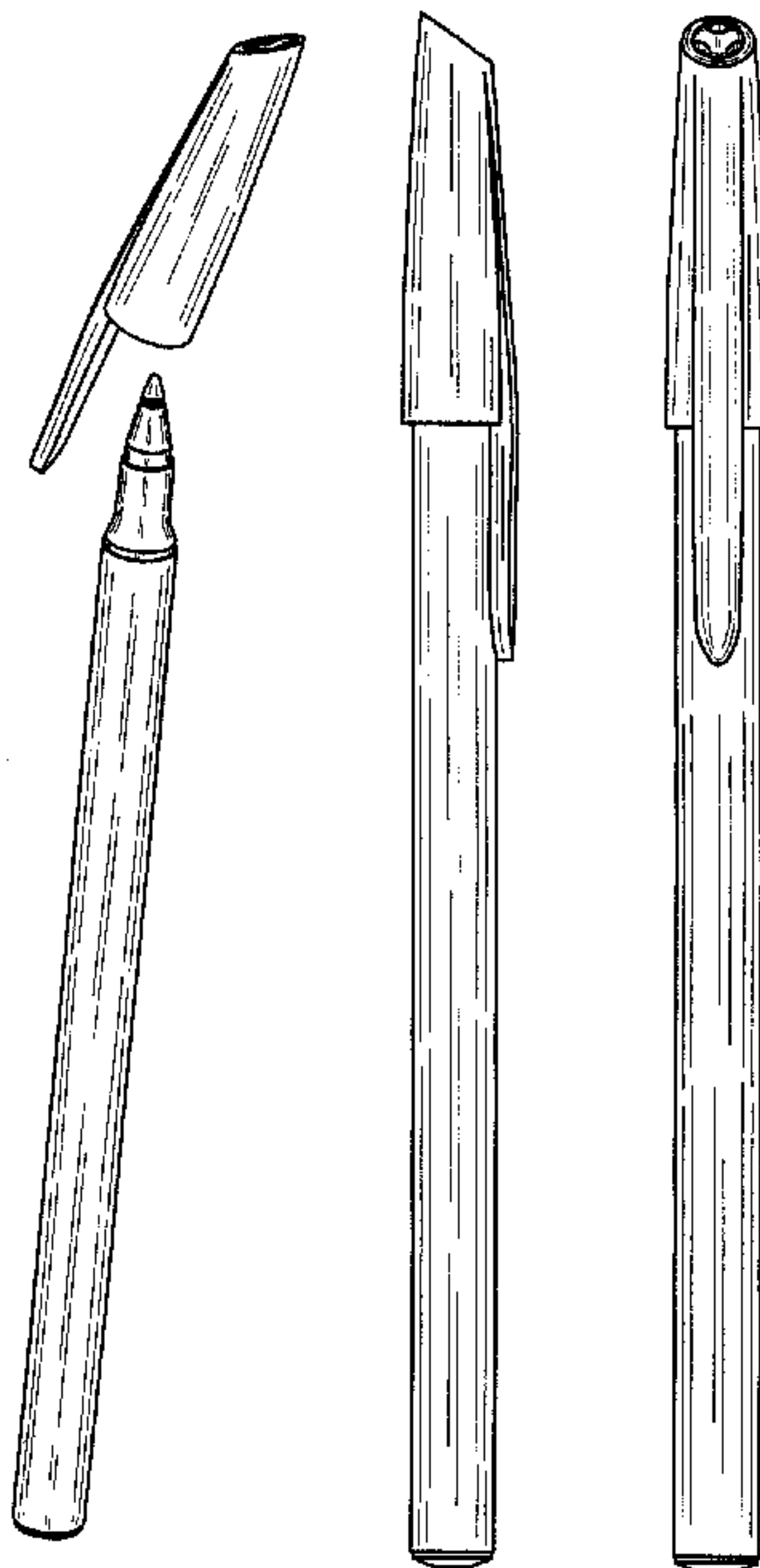
FIG. 6 is a left side elevational view thereof;

FIG. 7 is a front elevational view thereof;

FIG. 8 is a right side elevational view thereof; and,

FIG. 9 is a rear elevational view thereof.

1 Claim, 4 Drawing Sheets



US D546,387 S

Page 2

U.S. PATENT DOCUMENTS

D391,153 S	*	2/1998	Poisson et al.	D19/48	D480,421 S	10/2003	Hui	
D394,673 S	*	5/1998	Moorthy et al.	D19/49	D483,066 S	12/2003	Takanashi	
D402,312 S	*	12/1998	Chevalier et al.	D19/57	D487,771 S	3/2004	Hwang	
D404,426 S		1/1999	Takanashi		D489,088 S	4/2004	Arita et al.	
D407,436 S		3/1999	Chevalier et al.		D489,408 S	5/2004	Qiu	
D426,573 S		6/2000	Sekine et al.		D492,963 S	7/2004	Qiu	
D442,635 S		5/2001	Izushima		D496,399 S	9/2004	Hoffmann et al.	
D446,813 S		8/2001	Yoon		D497,950 S	11/2004	Takanashi	
D454,366 S		3/2002	Qiu		D499,137 S	11/2004	Shibata	
D454,588 S		3/2002	Takanashi		D530,745 S	*	10/2006	Kent et al. D19/43
D463,489 S		9/2002	Yoon		D530,748 S	*	10/2006	Kent et al. D19/57
D472,575 S		4/2003	Middleton et al.		7,131,785 B1	*	11/2006	Mansouri 401/195

* cited by examiner

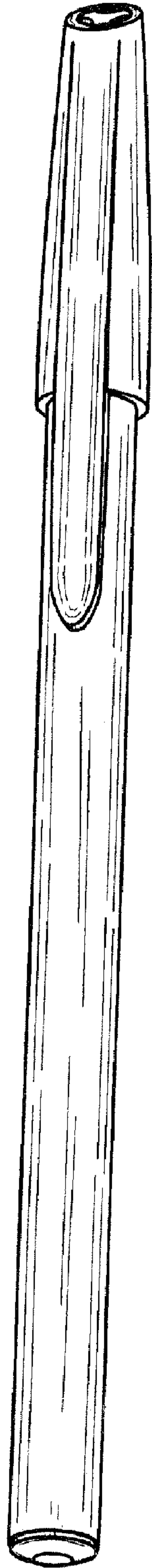


Fig. 1.

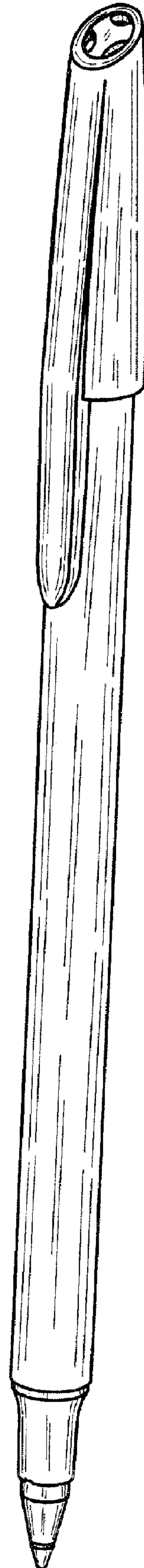


Fig. 2.

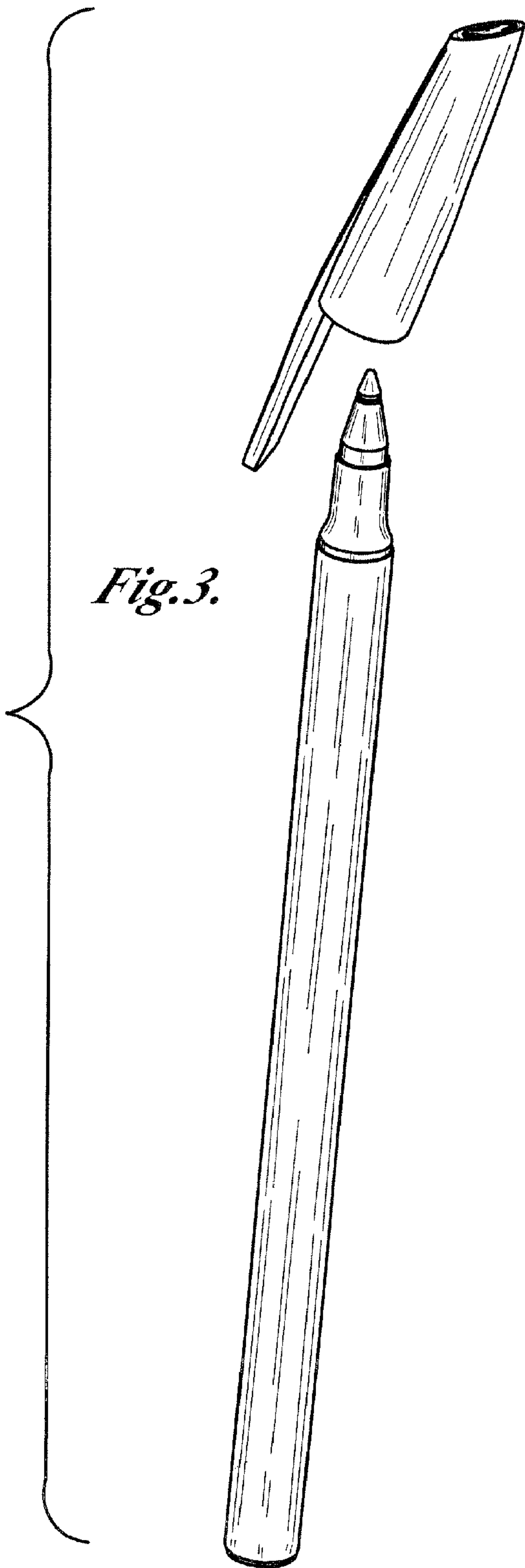


Fig. 4.

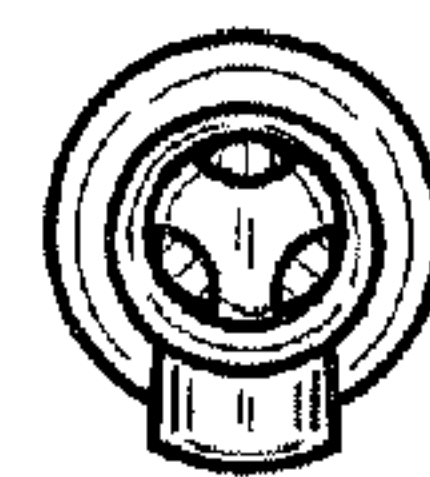


Fig. 5.

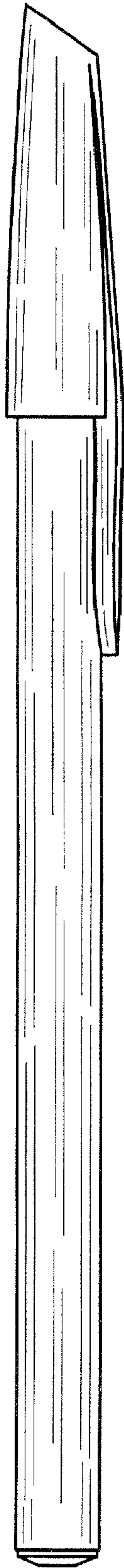


Fig. 6.




Fig. 7.




Fig. 8.

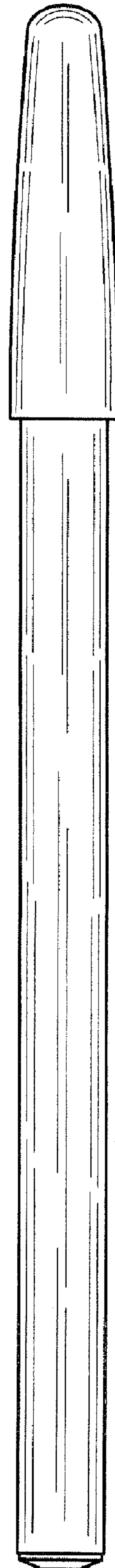


Fig. 9.

UNITED STATES PATENT AND TRADEMARK OFFICE
CERTIFICATE OF CORRECTION

PATENT NO. : Des. 546,387 S
APPLICATION NO. : 29/233002
DATED : July 10, 2007
INVENTOR(S) : Z. Qiu

Page 1 of 1

It is certified that error appears in the above-identified patent and that said Letters Patent is hereby corrected as shown below:

<u>COLUMN</u>	<u>LINE</u>
(30) Pg. 1, col. 1	Foreign Application Priority Data

“2005 3 0008722” should read --2005300087223--

Signed and Sealed this

Eighth Day of April, 2008



JON W. DUDAS
Director of the United States Patent and Trademark Office