

US00D546386S

(12) **United States Design Patent**  
**Qiu**

(10) **Patent No.:** **US D546,386 S**

(45) **Date of Patent:** **\*\* Jul. 10, 2007**

- (54) **PEN**
- (75) Inventor: **Zhiming Qiu**, Ningbo (CN)
- (73) Assignee: **Beifa Group Co., Ltd.**, Zhejiang (CN)
- (\*\*) Term: **14 Years**
- (21) Appl. No.: **29/232,857**
- (22) Filed: **Jun. 24, 2005**
- (30) **Foreign Application Priority Data**  
Mar. 9, 2005 (CN) ..... 2005 3 0008721

- (51) **LOC (8) Cl.** ..... **19-06**
- (52) **U.S. Cl.** ..... **D19/43**
- (58) **Field of Classification Search** ..... D19/35,  
D19/36, 41-51, 54-57; 24/11 R, 11 F, 11 P;  
401/52, 99, 100, 104, 105, 106, 107, 108,  
401/109, 192, 195, 196  
See application file for complete search history.

(56) **References Cited**

U.S. PATENT DOCUMENTS

- D217,647 S \* 5/1970 De Groft ..... D19/57
- D221,033 S \* 6/1971 Wakai ..... D19/43
- 4,459,059 A \* 7/1984 Greenspan ..... 401/117
- D284,676 S \* 7/1986 Malm ..... D19/51
- D328,311 S \* 7/1992 Nitta ..... D19/49
- 5,174,672 A \* 12/1992 Townsend ..... 401/6
- D359,307 S \* 6/1995 Anavil et al. .... D19/50
- D359,757 S 6/1995 Inami et al.
- D366,498 S 1/1996 Abe et al.
- D374,460 S \* 10/1996 Young ..... D19/48
- D377,194 S \* 1/1997 Young ..... D19/48
- 5,599,127 A \* 2/1997 Fuhrmann et al. .... 401/202
- D379,372 S \* 5/1997 Young ..... D19/49
- D383,780 S \* 9/1997 Young ..... D19/49
- D391,153 S \* 2/1998 Poisson et al. .... D19/48

- D394,673 S \* 5/1998 Moorthy et al. .... D19/49
- D404,426 S 1/1999 Takanashi
- D407,436 S 3/1999 Chevalier et al.
- D426,573 S 6/2000 Sekine et al.
- D442,635 S 5/2001 Izushima
- D446,244 S \* 8/2001 Baudino et al. .... D19/51
- D446,813 S 8/2001 Yoon
- D454,366 S 3/2002 Qiu
- D454,588 S 3/2002 Takanashi

(Continued)

*Primary Examiner*—Elizabeth A. Albert

(74) *Attorney, Agent, or Firm*—Christensen O'Connor Johnson Kindness PLLC

(57) **CLAIM**

The ornamental design for a pen, as shown and described.

**DESCRIPTION**

FIG. 1 is a front right perspective view of a pen showing my new design;

FIG. 2 is an exploded front right perspective view of the pen shown in FIG. 1;

FIG. 3 is a rear right perspective view of the pen shown in FIG. 1, with the pen cap removed and placed on the opposite end of the pen;

FIG. 4 is a bottom plan view of the pen shown in FIG. 1;

FIG. 5 is a top plan view thereof;

FIG. 6 is a left side elevational view thereof;

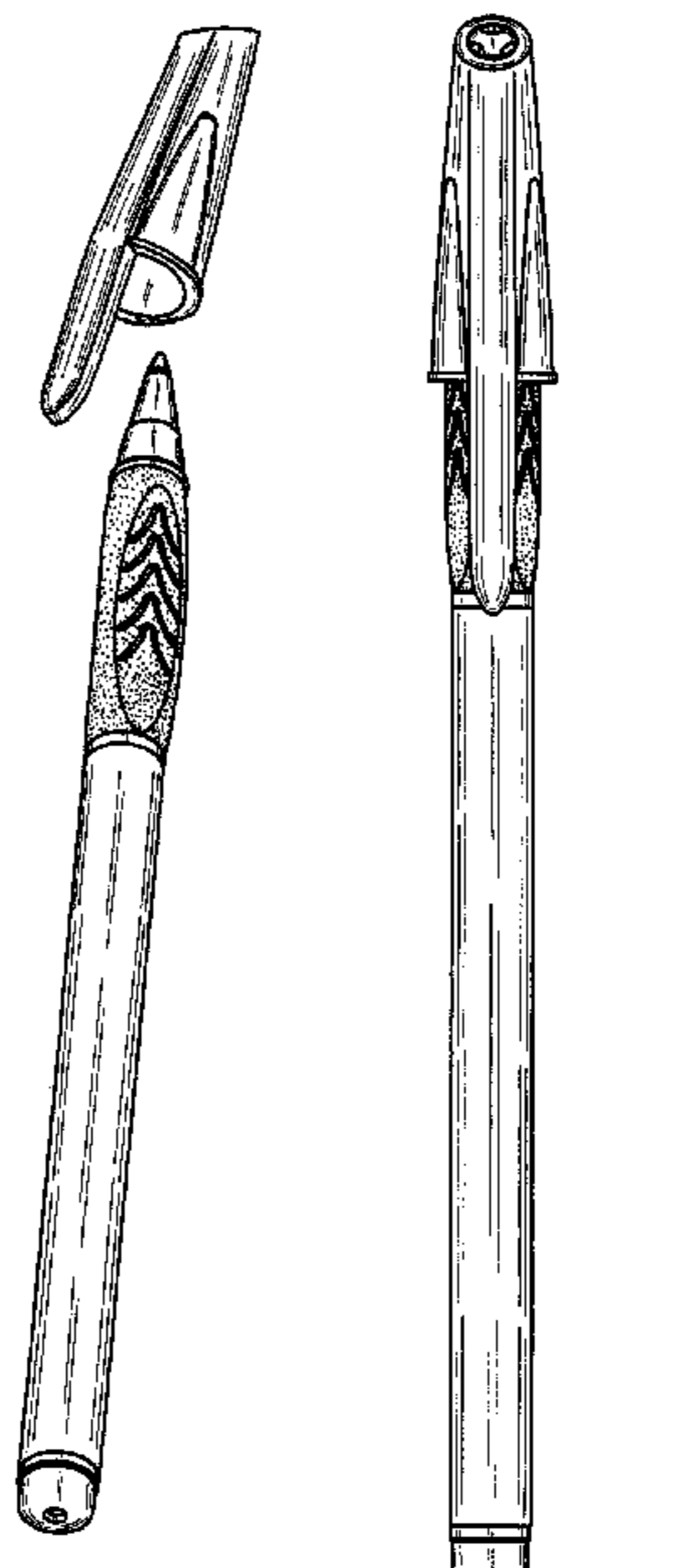
FIG. 7 is a front elevational view thereof;

FIG. 8 is a right side elevational view thereof; and,

FIG. 9 is a rear elevational view thereof.

The stippling shown on part of the pen represents a surface texture.

**1 Claim, 4 Drawing Sheets**



# US D546,386 S

Page 2

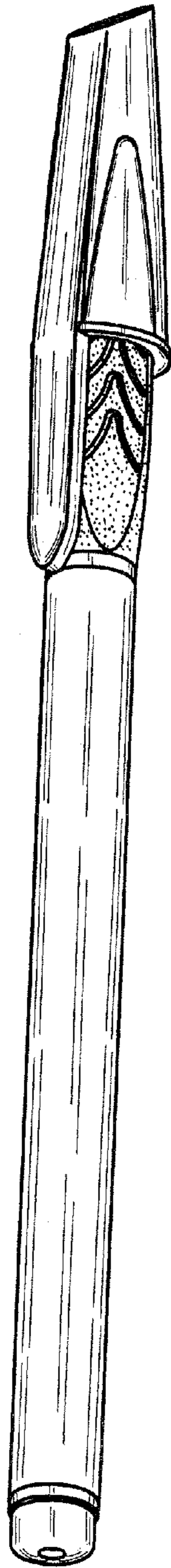
---

## U.S. PATENT DOCUMENTS

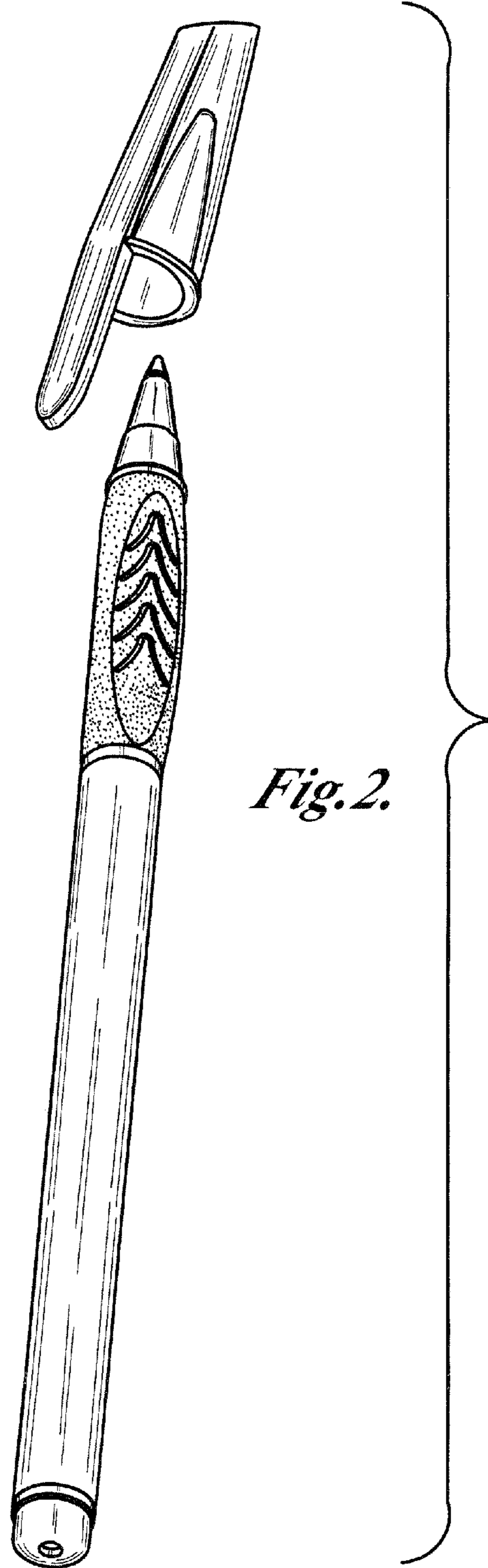
D463,489 S	9/2002	Yoon	D492,963 S	7/2004	Qiu	
D472,575 S	4/2003	Middleton et al.	D496,399 S	9/2004	Hoffmann et al.	
D480,421 S	10/2003	Hui	D497,950 S	11/2004	Takanashi	
D483,066 S	12/2003	Takanashi	D499,137 S	11/2004	Shibata	
D487,771 S	3/2004	Hwang	D500,519 S *	1/2005	Keda .....	D19/50
D489,088 S	4/2004	Arita et al.	D530,748 S *	10/2006	Kent et al. ....	D19/57
D489,408 S	5/2004	Qiu	D537,880 S *	3/2007	Kent et al. ....	D19/55

\* cited by examiner

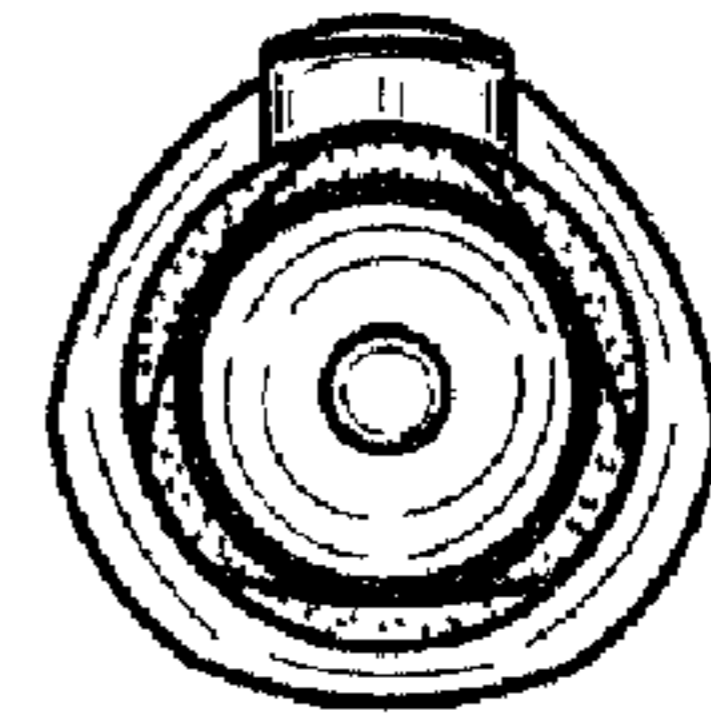
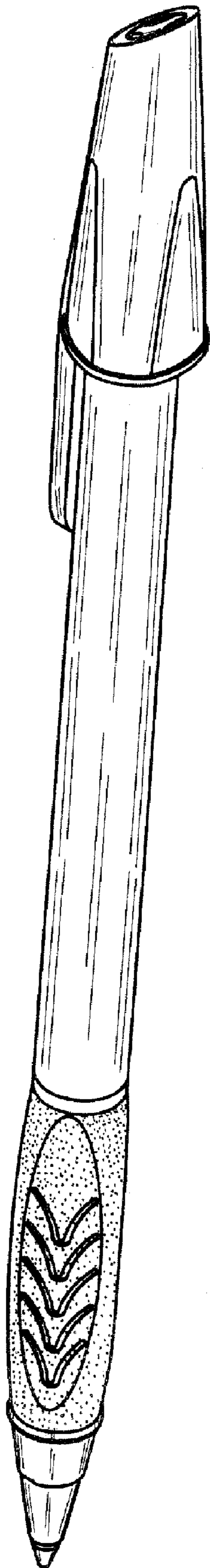
*Fig. 1.*



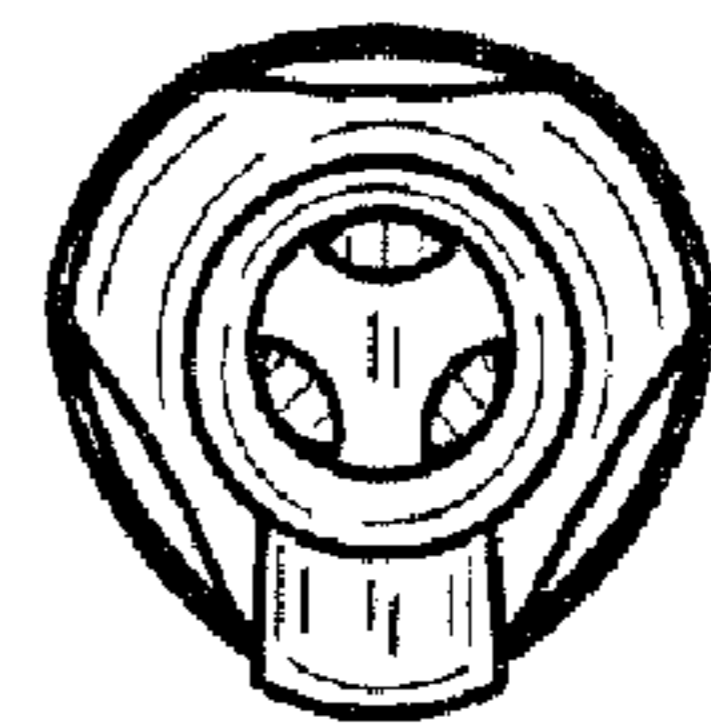
*Fig. 2.*



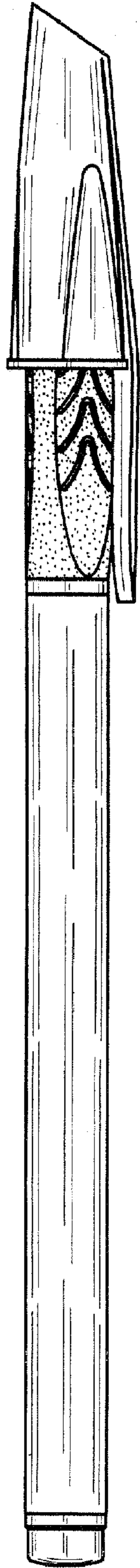
*Fig. 3.*




*Fig. 4.*



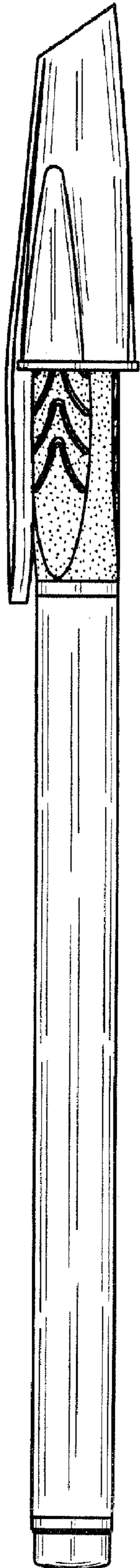
*Fig. 5.*



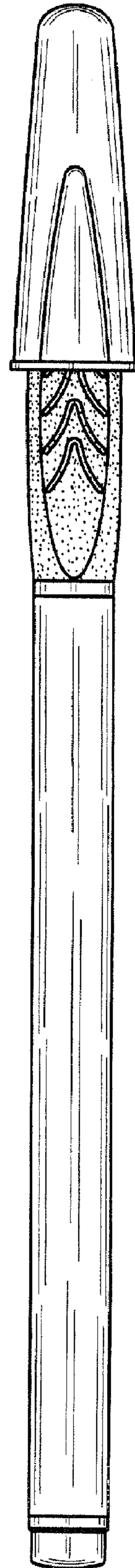
*Fig. 6.*



*Fig. 7.*



*Fig. 8.*



*Fig. 9.*

UNITED STATES PATENT AND TRADEMARK OFFICE  
**CERTIFICATE OF CORRECTION**

PATENT NO. : Des. 546,386 S  
APPLICATION NO. : 29/232857  
DATED : July 10, 2007  
INVENTOR(S) : Z. Qiu

Page 1 of 1

It is certified that error appears in the above-identified patent and that said Letters Patent is hereby corrected as shown below:

<u>COLUMN</u>	<u>LINE</u>	<u>ERROR</u>
(30) Pg. 1, col. 1	Foreign Application Priority Data	“2005 3 0008721” should read --2005 3 00087219--

Signed and Sealed this

Eleventh Day of March, 2008



JON W. DUDAS  
*Director of the United States Patent and Trademark Office*