

US00D546329S

(12) **United States Design Patent** (10) **Patent No.:** **US D546,329 S**
Takeda et al. (45) **Date of Patent:** **** Jul. 10, 2007**

(54) **REINFORCEMENT MEMBER FOR OPTICAL STORAGE MEDIA**

(75) Inventors: **Masatoshi Takeda**, Fukuoka (JP);
Naoki Miyazaki, Fukuoka (JP)

(73) Assignee: **Matsushita Electric Industrial Co., Ltd.**, Osaka (JP)

(**) Term: **14 Years**

(21) Appl. No.: **29/268,387**

(22) Filed: **Nov. 6, 2006**

Related U.S. Application Data

(62) Division of application No. 29/255,583, filed on Mar. 9, 2006.

(30) **Foreign Application Priority Data**

Sep. 9, 2005 (JP) 2005-026246
Sep. 9, 2005 (JP) 2005-026247
Sep. 9, 2005 (JP) 2005-026248

(51) **LOC (8) Cl.** **14-02**

(52) **U.S. Cl.** **D14/366**

(58) **Field of Classification Search** D14/348,
D14/125, 313, 358, 363, 365-9, 435, 260.1;
D13/162, 182, 184, 199; 360/99.01-99.09,
360/99.11, 99.12, 97.01; 361/690-1; 369/34.01,
369/36.01; D6/407, 632

See application file for complete search history.

(56) **References Cited**

U.S. PATENT DOCUMENTS

4,149,207 A 4/1979 Porter, Jr. et al.
4,577,249 A 3/1986 Cantwell
4,593,329 A 6/1986 Hayakawa
D318,655 S * 7/1991 Bowker et al. D14/356
D318,656 S * 7/1991 Bowker et al. D14/356
D320,389 S * 10/1991 Bowker et al. D14/356

D321,178 S * 10/1991 Bowker et al. D14/356
5,315,464 A 5/1994 Tsujino
5,392,175 A 2/1995 Beecroft
5,504,729 A * 4/1996 Ikedo et al. 720/614
5,557,486 A * 9/1996 Akagi et al. 360/97.01
D406,703 S 3/1999 Cole, Sr.
D451,746 S 12/2001 Ishii
6,621,693 B1 9/2003 Potter et al.
D487,430 S 3/2004 Asaka et al.
D510,932 S 10/2005 Nakano et al.
D512,422 S 12/2005 Sato et al.
7,004,233 B2 * 2/2006 Hasegawa et al. 165/47
D520,501 S * 5/2006 Nakano D14/260.1
2001/0028529 A1 10/2001 Yamada et al.

FOREIGN PATENT DOCUMENTS

JP D1233461 3/2005
JP D1233846 3/2005
JP D1233847 3/2005
JP D1233848 3/2005

* cited by examiner

Primary Examiner—Robin Webster

Assistant Examiner—Karen E. Patterson

(74) *Attorney, Agent, or Firm*—Brinks Hofer Gilson & Lione

(57) **CLAIM**

We claim the ornamental design for a reinforcement member for optical storage media, as shown and described.

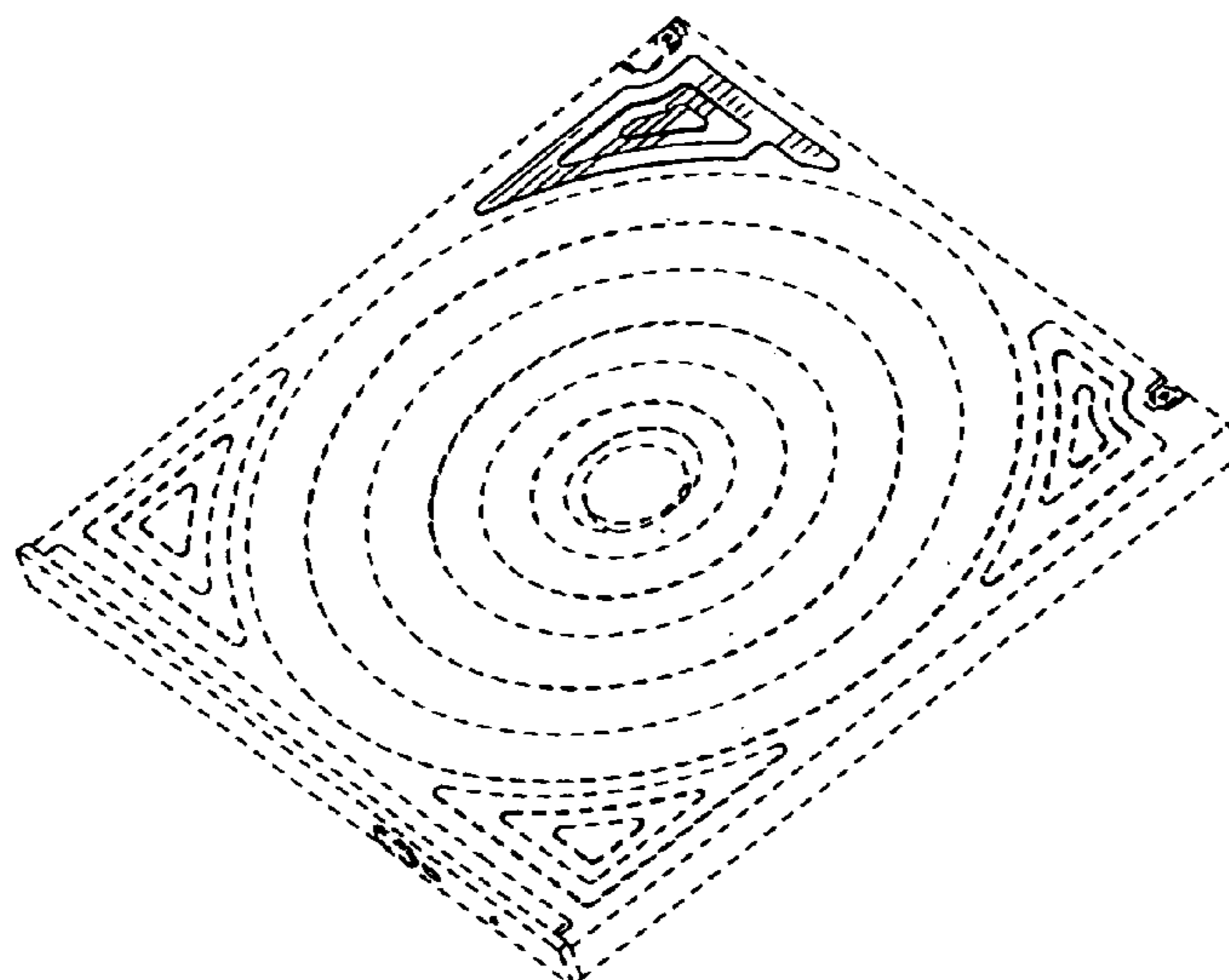
DESCRIPTION

FIG. 1 is a top perspective view of a reinforcement member for optical storage media of the present invention; and,

FIG. 2 is a top view thereof in a closed position.

The ornamental design which is claimed is shown in solid lines in the drawings. Any broken lines in the drawings are for illustrative purposes only and form no part of the claimed design.

1 Claim, 1 Drawing Sheet



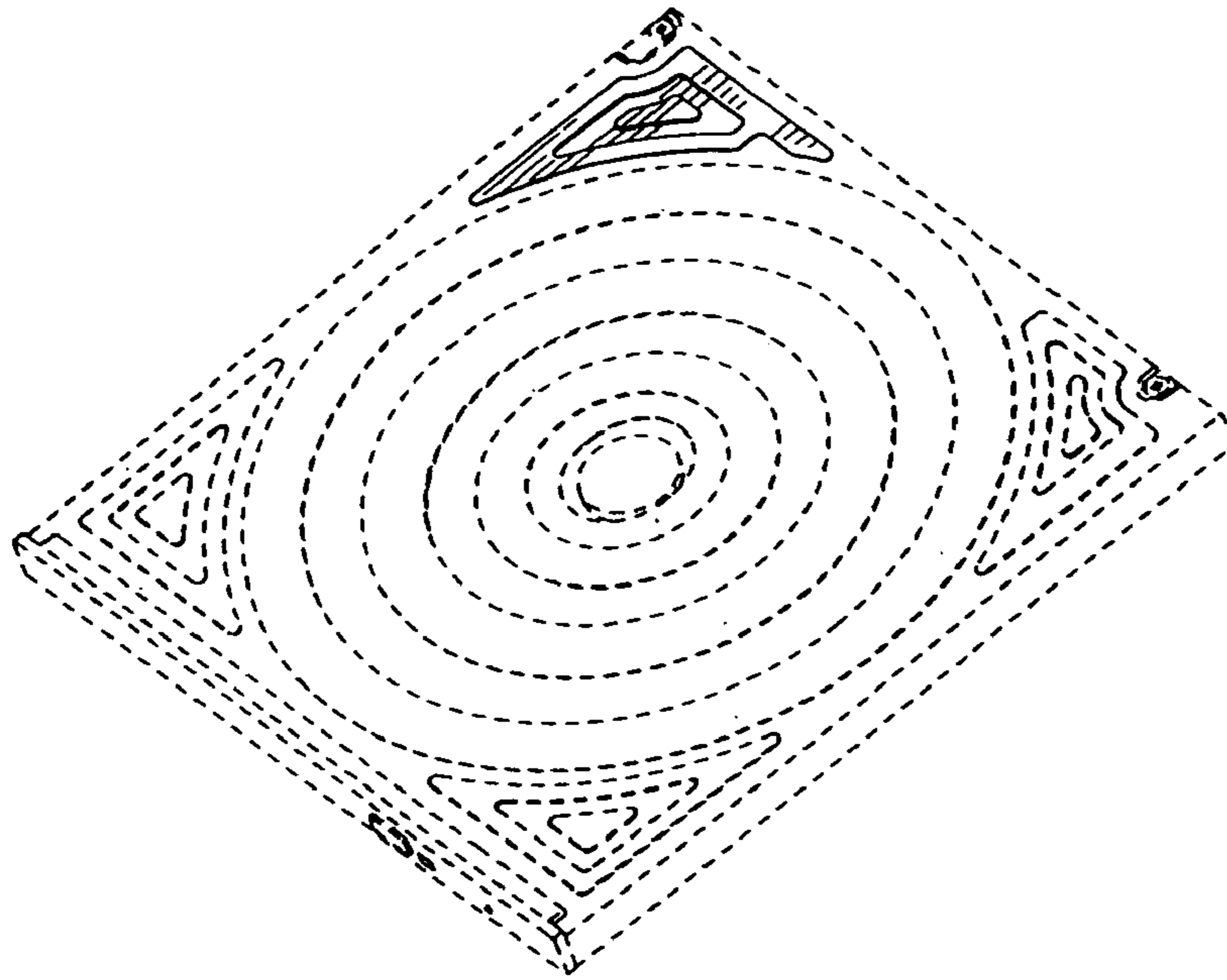


FIG. 1

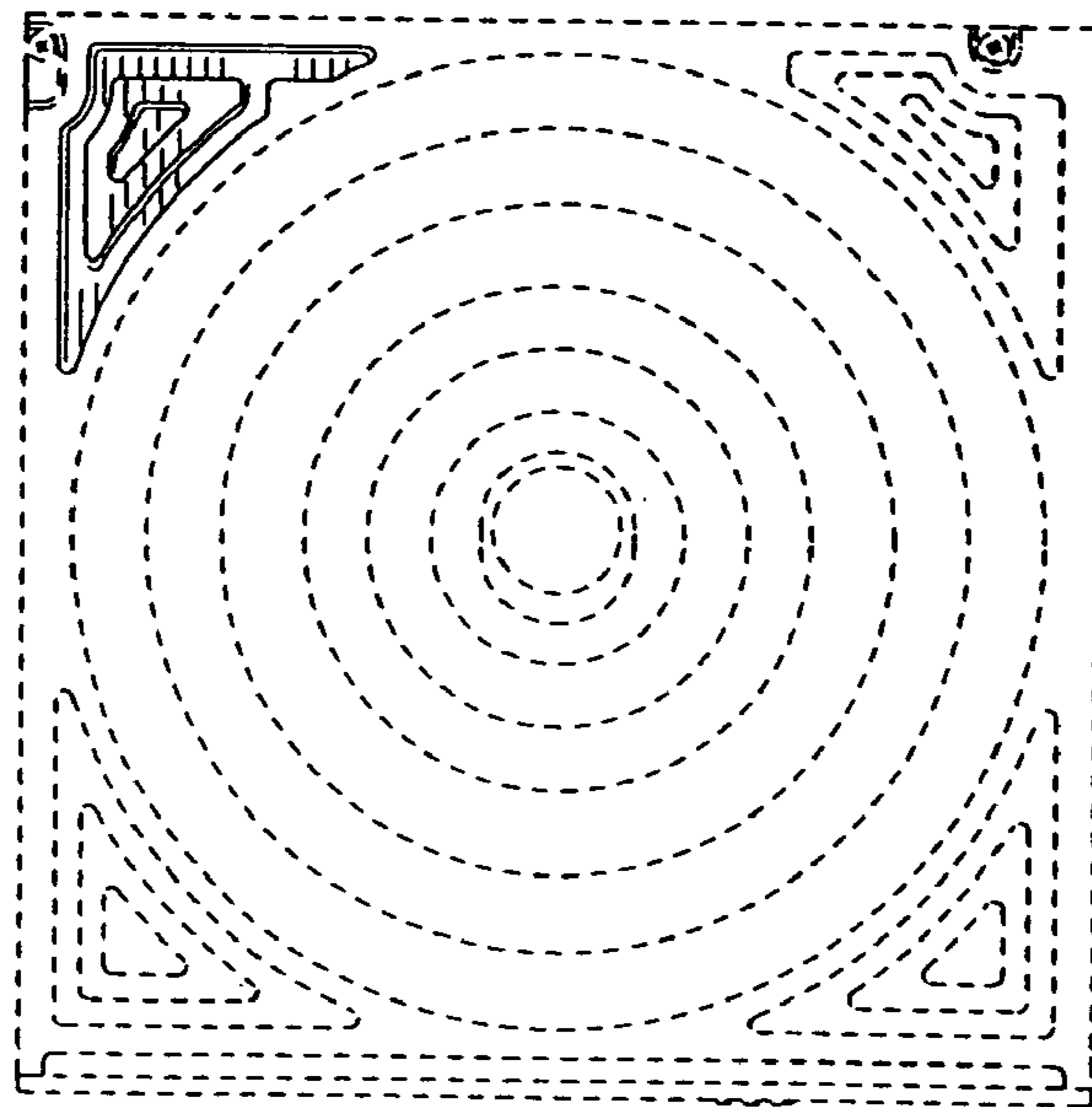


FIG. 2