

US00D546324S

(12) **United States Design Patent**  
**Nakajima et al.**

(10) **Patent No.:** **US D546,324 S**

(45) **Date of Patent:** **\*\* Jul. 10, 2007**

(54) **FRONT COVER PORTION OF A HANDSET**

(75) Inventors: **Shiho Nakajima**, Tokyo (JP); **Robert Shepherd**, Tarzana, CA (US)

(73) Assignee: **Nokia Corporation**, Espoo (FI)

(\*\*) Term: **14 Years**

(21) Appl. No.: **29/207,323**

(22) Filed: **Jun. 14, 2004**

(51) **LOC (8) Cl.** ..... **14-03**

(52) **U.S. Cl.** ..... **D14/248**

(58) **Field of Classification Search** ..... D14/341–347,  
D14/138, 147–148, 247–248, 144, 496, 156;  
379/433.01–433.13; 455/575.3, 566, 575.1,  
455/556.1, 556.2, 90.3; D21/517  
See application file for complete search history.

(56) **References Cited**

**U.S. PATENT DOCUMENTS**

D479,514 S *	9/2003	Chan	.....	D14/138
D481,691 S *	11/2003	Vuolteenaho	.....	D14/138
D484,475 S *	12/2003	Sheu	.....	D14/138
D484,477 S *	12/2003	Salmi	.....	D14/138
D484,865 S *	1/2004	Arbisi	.....	D14/138
D485,246 S *	1/2004	Johansson et al.	.....	D14/138
D487,438 S *	3/2004	Sheu	.....	D14/138
D488,789 S *	4/2004	Lee	.....	D14/138
D492,274 S *	6/2004	Widiaman	.....	D14/138
D492,276 S *	6/2004	Walliser et al.	.....	D14/138
D494,949 S *	8/2004	Arnholt et al.	.....	D14/138

(Continued)

**FOREIGN PATENT DOCUMENTS**

WO	DM/065 946	11/2004
WO	DM/066599	* 4/2005

**OTHER PUBLICATIONS**

Alcatel OT-E157 telephone, announced 1st quarter 2005, [online], [retrieved on Sep. 29, 2006]. Retrieved from Internet ,URL: http://www.gsmarena.com>.\*

(Continued)

*Primary Examiner*—Jeffrey Asch

(74) *Attorney, Agent, or Firm*—Banner & Witcoff, Ltd.

(57) **CLAIM**

The ornamental design for front cover portion of a handset, as shown and described.

**DESCRIPTION**

FIG. 1 is a bottom view of a front cover portion of a handset showing my new design in isolation;

FIG. 2 is a right side view thereof;

FIG. 3 is a front view thereof;

FIG. 4 is a left side view thereof;

FIG. 5 is a top plan view thereof;

FIG. 6 is a perspective front view thereof;

FIG. 7 is a bottom view of the front cover portion of a handset showing my new design illustrating the front cover within an environment of a remainder of a handset;

FIG. 8 is a right side view thereof;

FIG. 9 is a front view thereof;

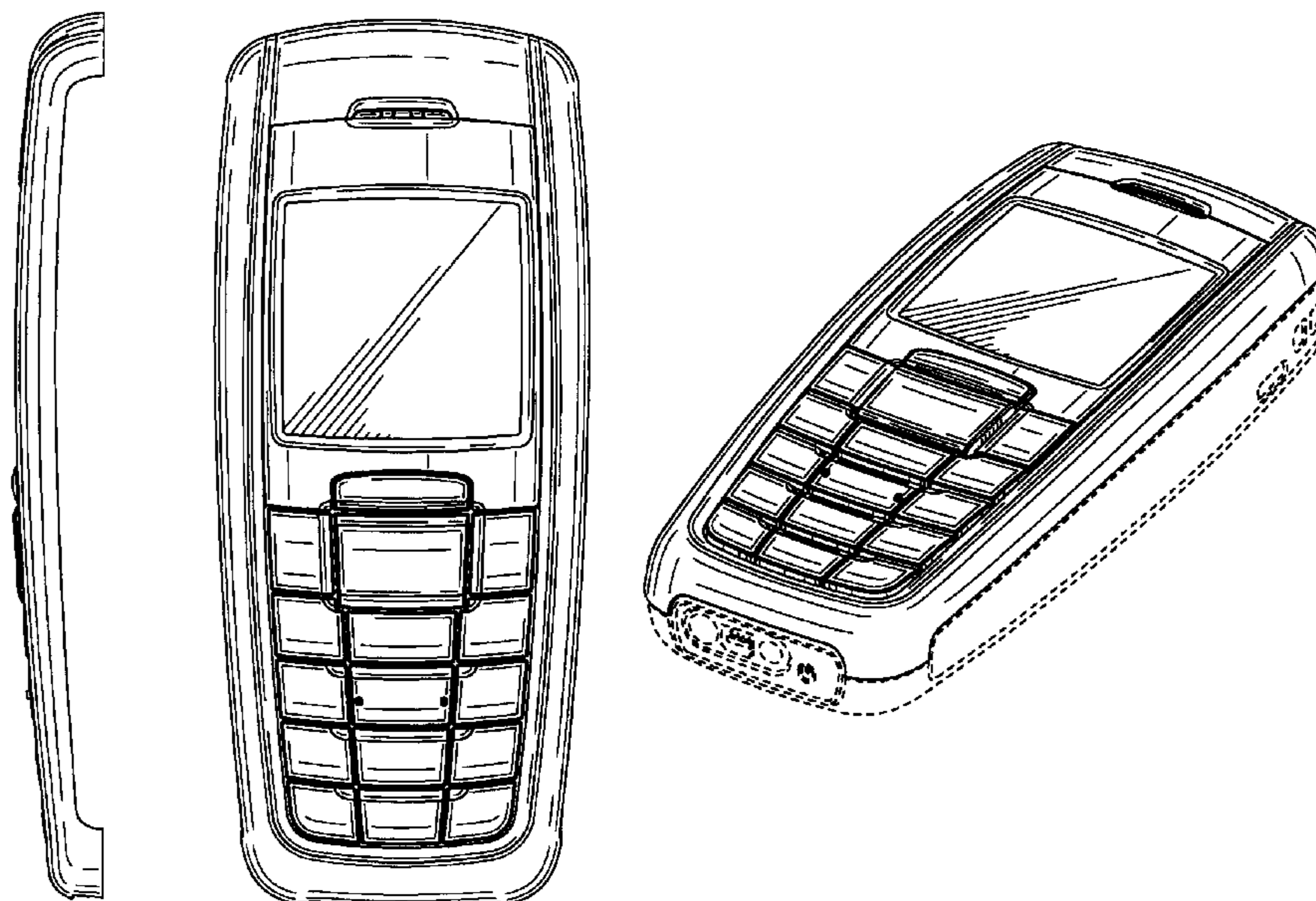
FIG. 10 is a left side view thereof;

FIG. 11 is a top view thereof; and,

FIG. 12 is a perspective front view thereof.

The broken line showing of the remainder of the handset in FIGS. 7–12 is for illustrative purposes only and forms no part of the claimed design.

**1 Claim, 6 Drawing Sheets**



U.S. PATENT DOCUMENTS

D494,950 S \* 8/2004 Keunecke ..... D14/138  
D495,672 S \* 9/2004 Jeon et al. .... D14/138  
D496,343 S \* 9/2004 Lin et al. .... D14/138  
D496,641 S \* 9/2004 Seo ..... D14/138  
D496,921 S \* 10/2004 Hwang ..... D14/138  
D500,749 S \* 1/2005 Kim ..... D14/138  
D500,992 S \* 1/2005 Shen et al. .... D14/138  
D502,933 S \* 3/2005 Munstermann ..... D14/138  
D503,163 S \* 3/2005 Chan et al. .... D14/138  
D504,879 S \* 5/2005 Moss ..... D14/138  
D505,934 S \* 6/2005 Gonser ..... D14/138  
D506,190 S \* 6/2005 Mehandjiysky ..... D14/138  
D506,191 S \* 6/2005 Majanen ..... D14/138  
D507,562 S \* 7/2005 Kim ..... D14/247  
D515,540 S \* 2/2006 Geng et al. .... D14/138  
D516,049 S \* 2/2006 Hwang ..... D14/138

D517,518 S \* 3/2006 Nakajima et al. .... D14/138  
D522,988 S \* 6/2006 Sheu ..... D14/138  
D524,777 S \* 7/2006 Lyles ..... D14/138  
D524,779 S \* 7/2006 Lyles ..... D14/138  
D526,295 S \* 8/2006 Lyles ..... D14/138  
2004/0224722 A1\* 11/2004 Lee ..... 455/556.1

OTHER PUBLICATIONS

Siemens AX75 telephone, announced 1st quarter 2005, [online],  
[retrieved on Sep. 29, 2006]. Retrieved from Internet ,URL: <http://www.gsmarena.com>>.\*

Samsung X700 telephone, announced 2nd quarter 2005, [online],  
[retrieved on Sep. 29, 2006]. Retrieved from Internet ,URL: <http://www.gsmarena.com>>.\*

\* cited by examiner




FIG. 1

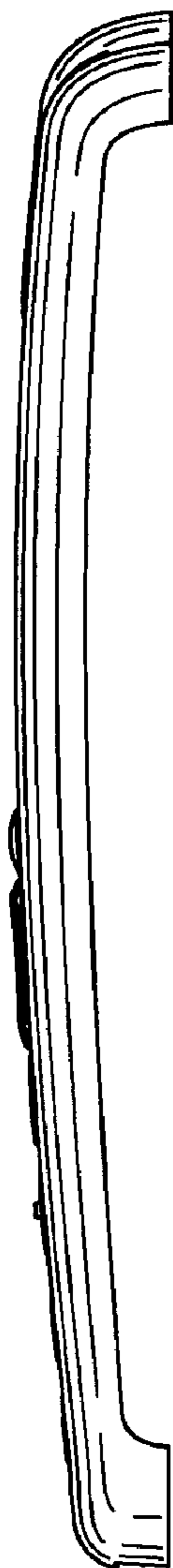


FIG. 2




FIG. 3



FIG. 4




FIG. 5

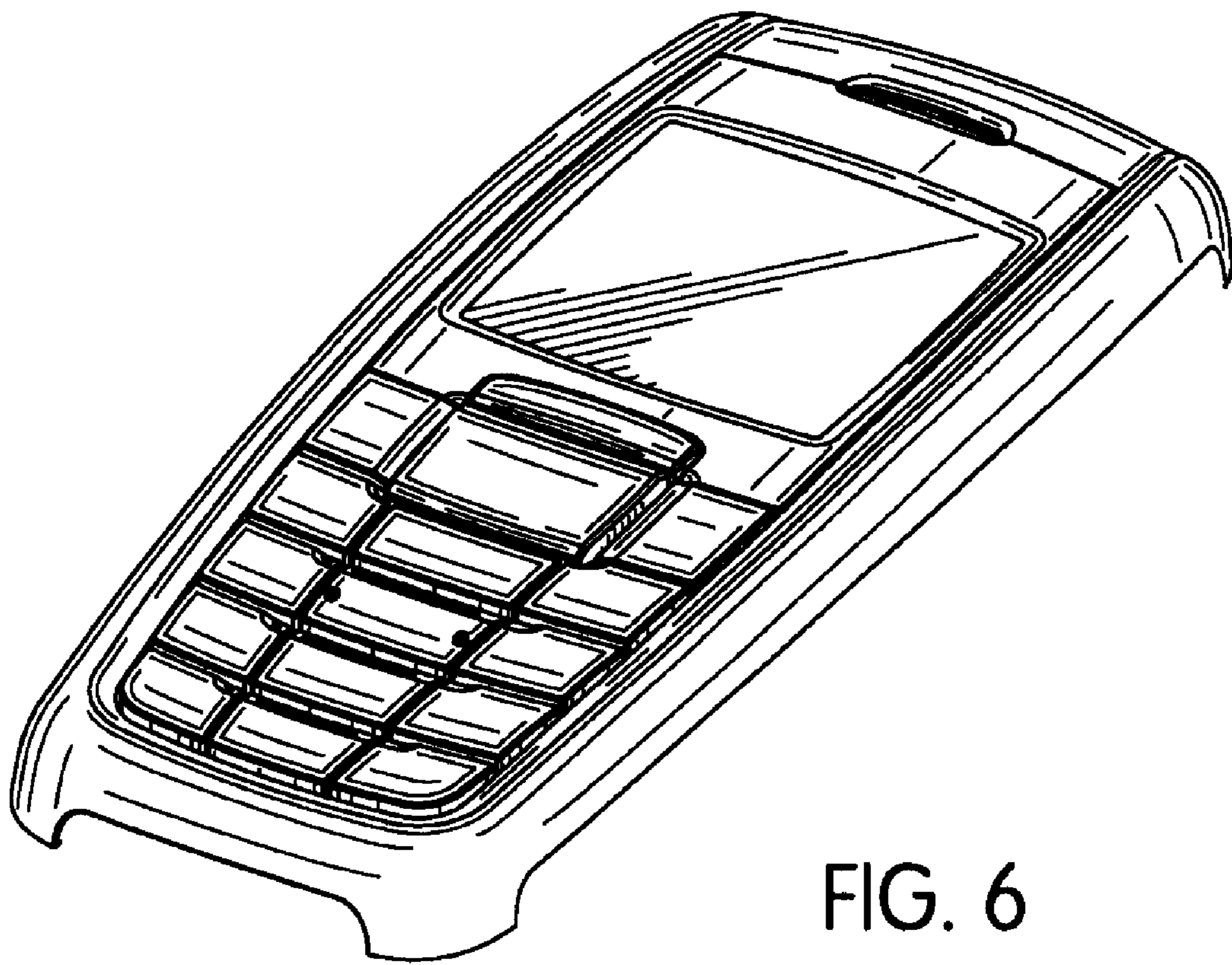


FIG. 6

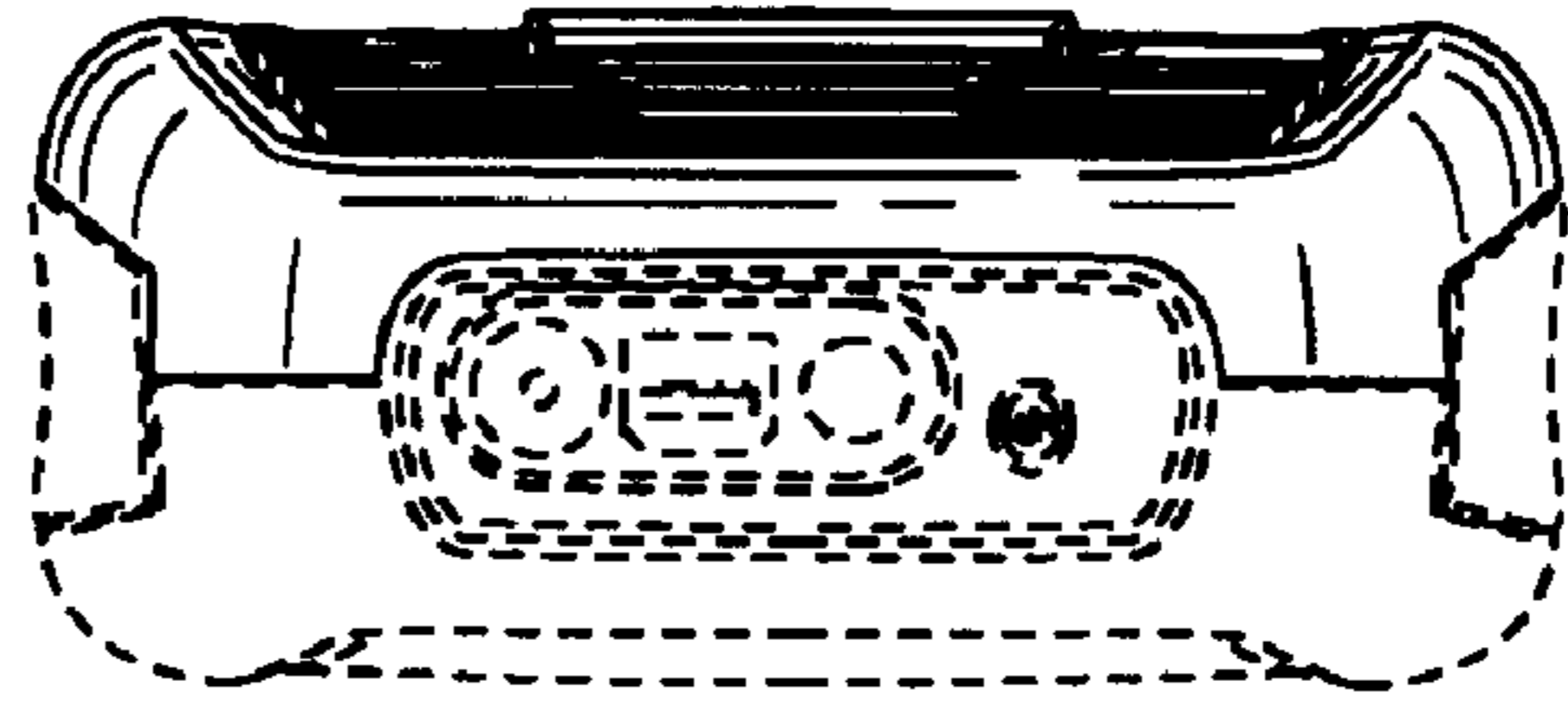


FIG. 7

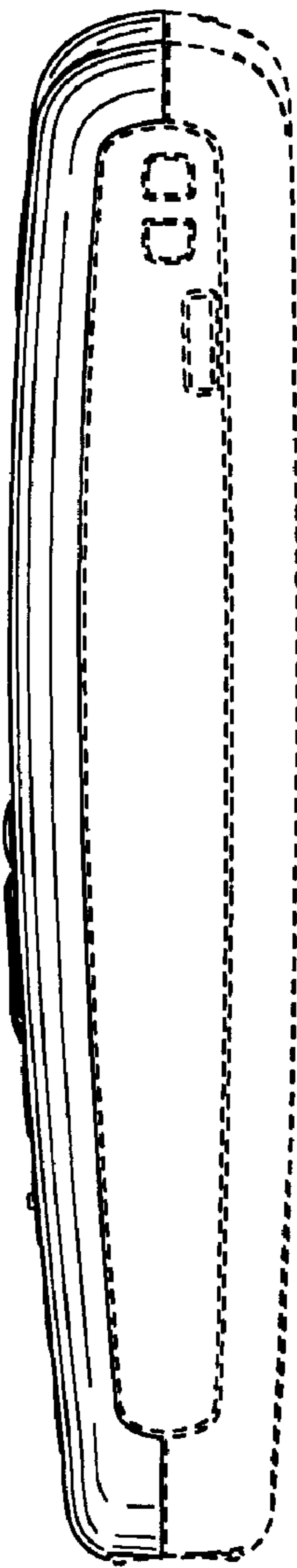


FIG. 8




FIG. 9



FIG. 10




FIG. 11

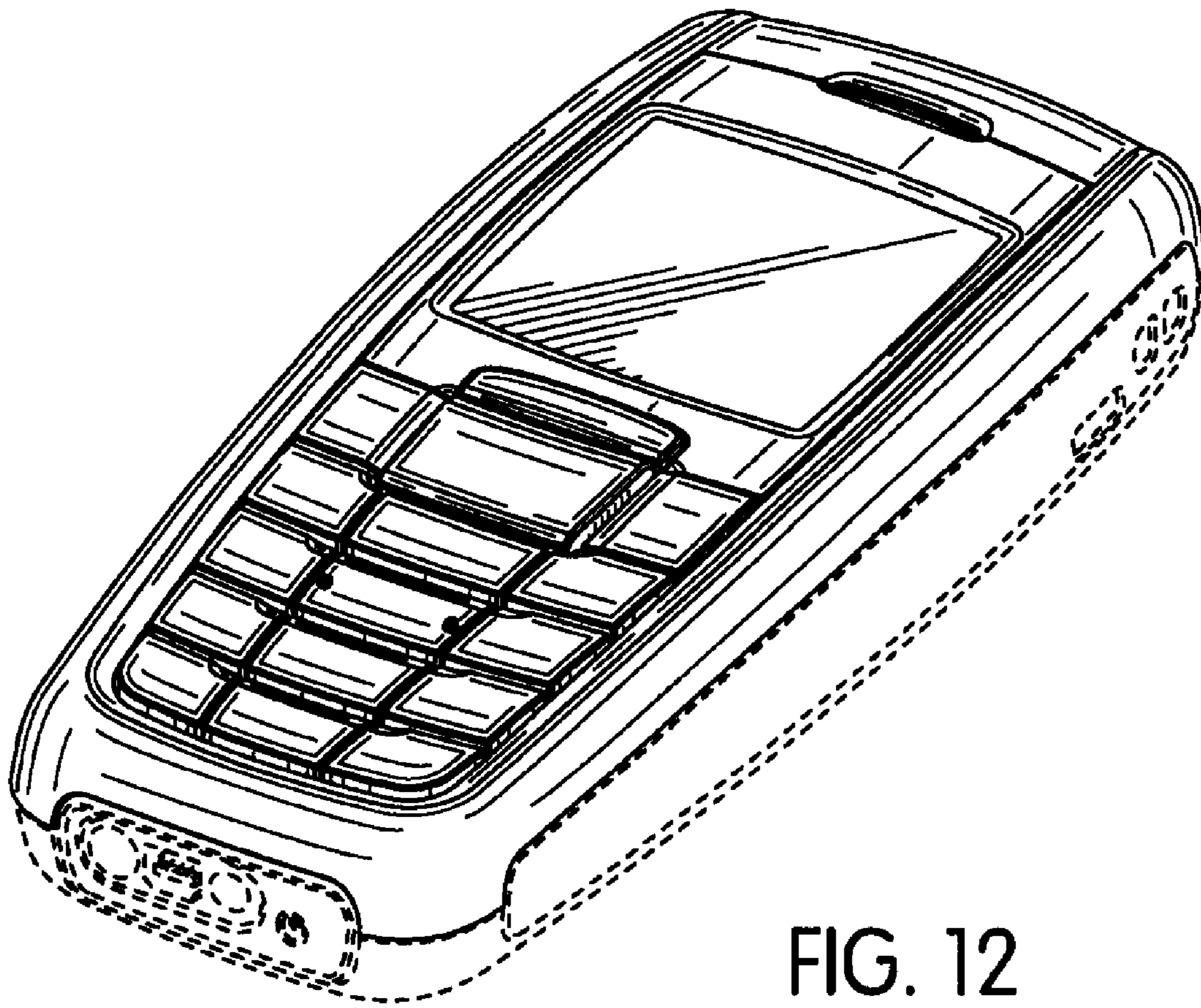


FIG. 12