

US00D546318S

(12) **United States Design Patent**
Yoon et al.

(10) **Patent No.: US D546,318 S**

(45) **Date of Patent: ** Jul. 10, 2007**

(54) **SUBWOOFER FOR HOME THEATRE SYSTEM**

(75) Inventors: **Ki-Hyun Yoon**, Utrecht (NL); **Rod White**, Singapore (SG)

(73) Assignee: **Koninklijke Philips Electronics N.V.**, Eindhoven (NL)

(**) Term: **14 Years**

(21) Appl. No.: **29/245,336**

(22) Filed: **Dec. 21, 2005**

(30) **Foreign Application Priority Data**

Oct. 7, 2005 (EM) I 0000411947-0004

(51) **LOC (8) Cl.** **14-01**

(52) **U.S. Cl.** **D14/214**

(58) **Field of Classification Search** D14/204,
D14/209-216, 219, 172; 181/143-144, 147-148,
181/150, 157, 198-199, 151, 153; 381/300-302,
381/306, 333, 345, 361-364, 386-388, 332,
381/336

See application file for complete search history.

(56) **References Cited**

U.S. PATENT DOCUMENTS

D307,015 S * 4/1990 Irby D14/214

D378,591 S * 3/1997 Brezovar D14/214
D392,977 S * 3/1998 Kim D14/219
D410,006 S * 5/1999 Miyazaki D14/214
D453,016 S * 1/2002 Nevill et al. D14/215
6,349,792 B1 * 2/2002 Smith et al. 181/199
D470,472 S * 2/2003 Liu D14/214
D497,897 S * 11/2004 Modschiedler D14/215

* cited by examiner

Primary Examiner—Nanda Bondade

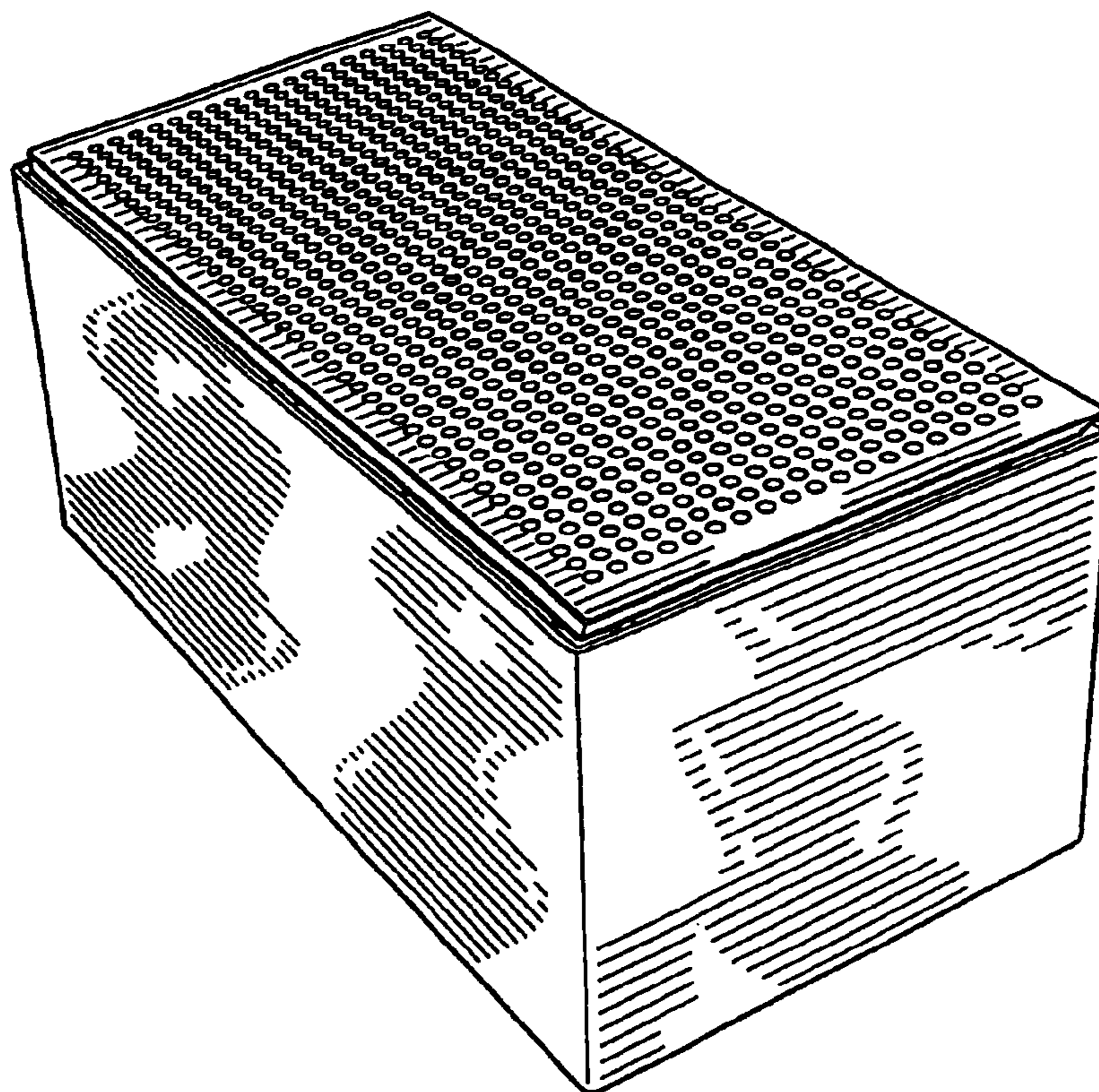
(57) **CLAIM**

The ornamental design for a subwoofer for home theatre system, as shown.

DESCRIPTION

FIG. 1 is a perspective view showing my design;
FIG. 2 is a front elevational view thereof;
FIG. 3 is a rear elevational view thereof;
FIG. 4 is a left side elevational view thereof;
FIG. 5 is a right side elevational view thereof;
FIG. 6 is a top plan view thereof; and,
FIG. 7 is a bottom plan view thereof.

1 Claim, 4 Drawing Sheets



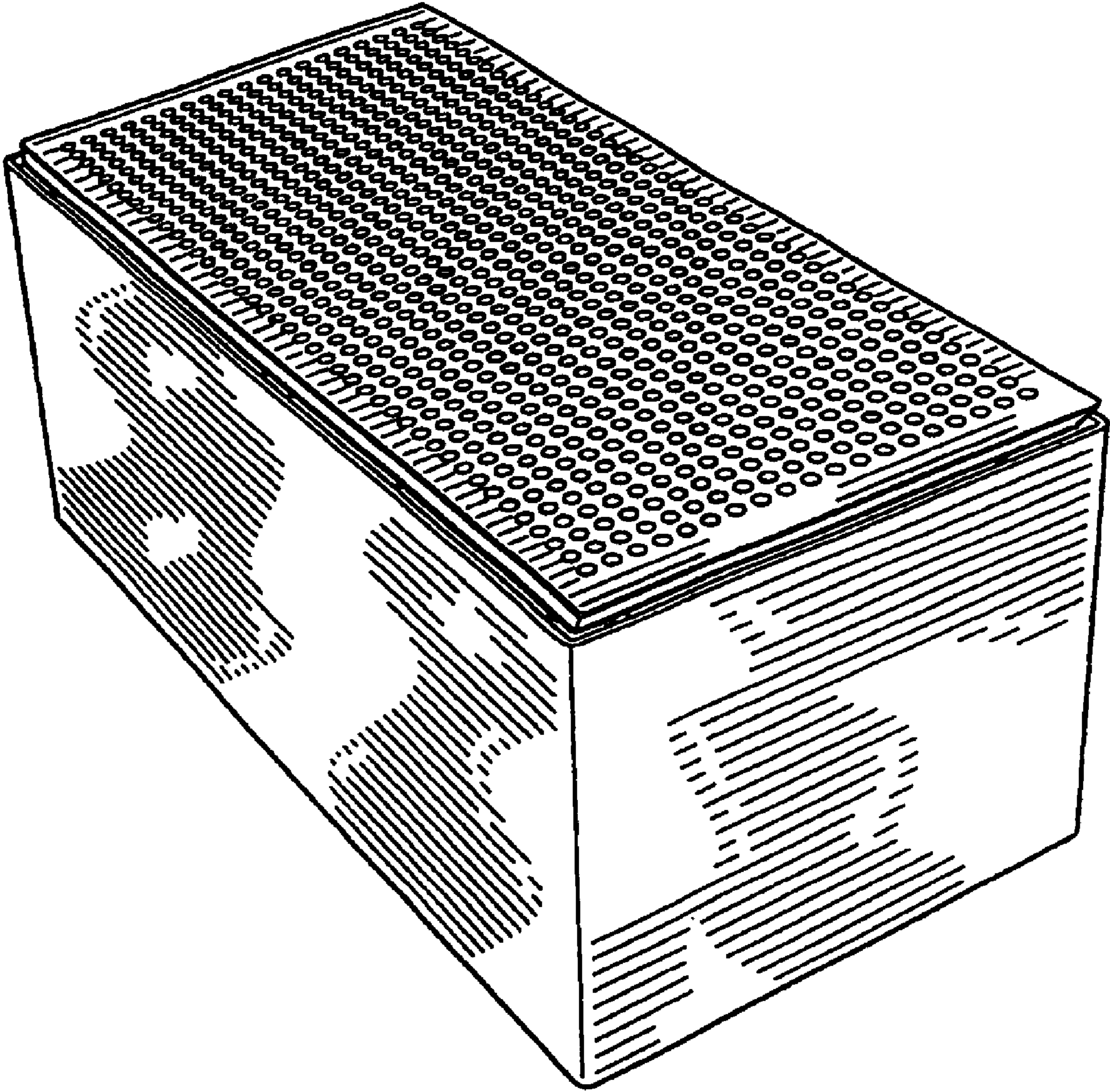


FIG. 1




FIG. 2

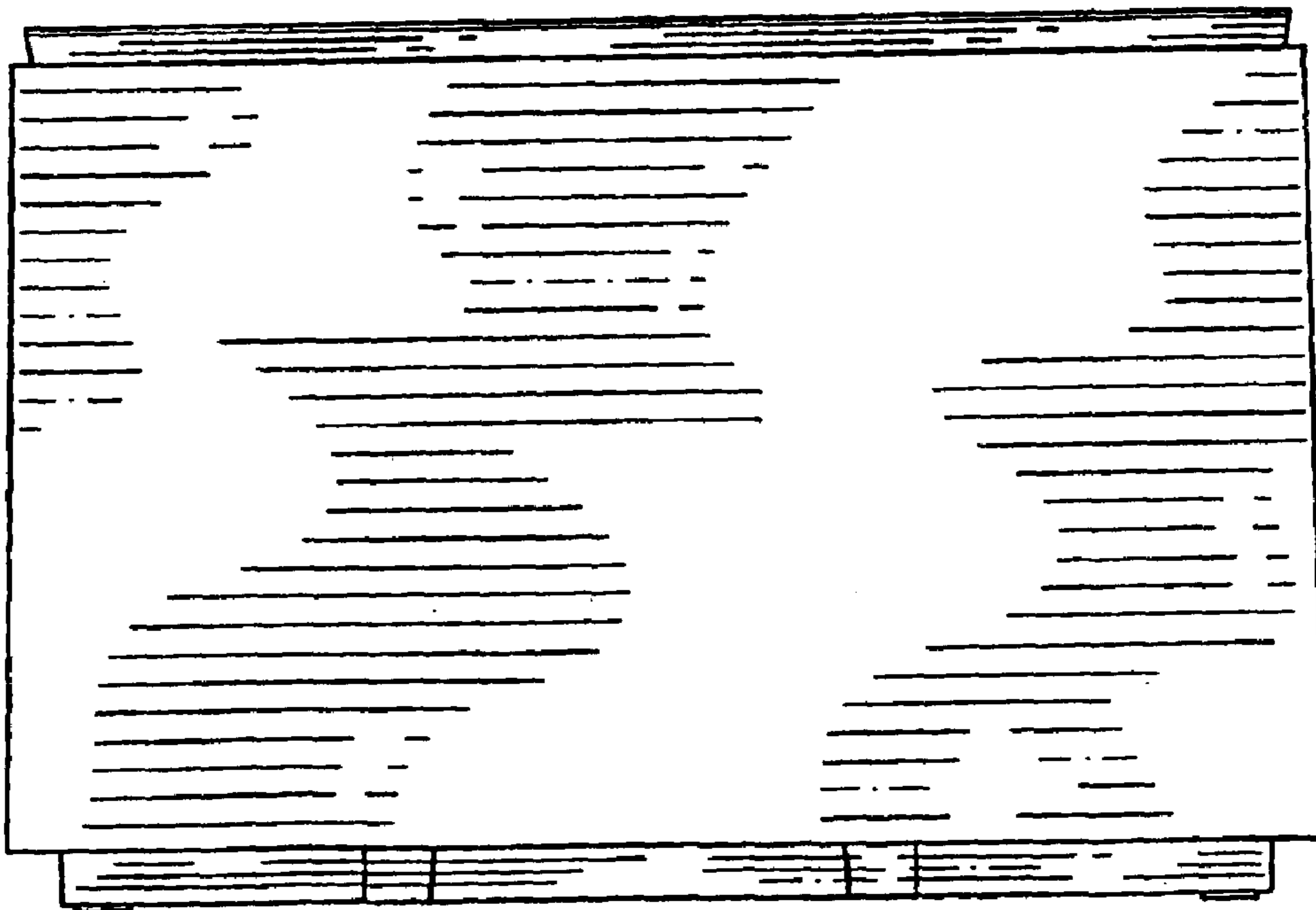


FIG. 3




FIG. 4




FIG. 5




FIG. 6

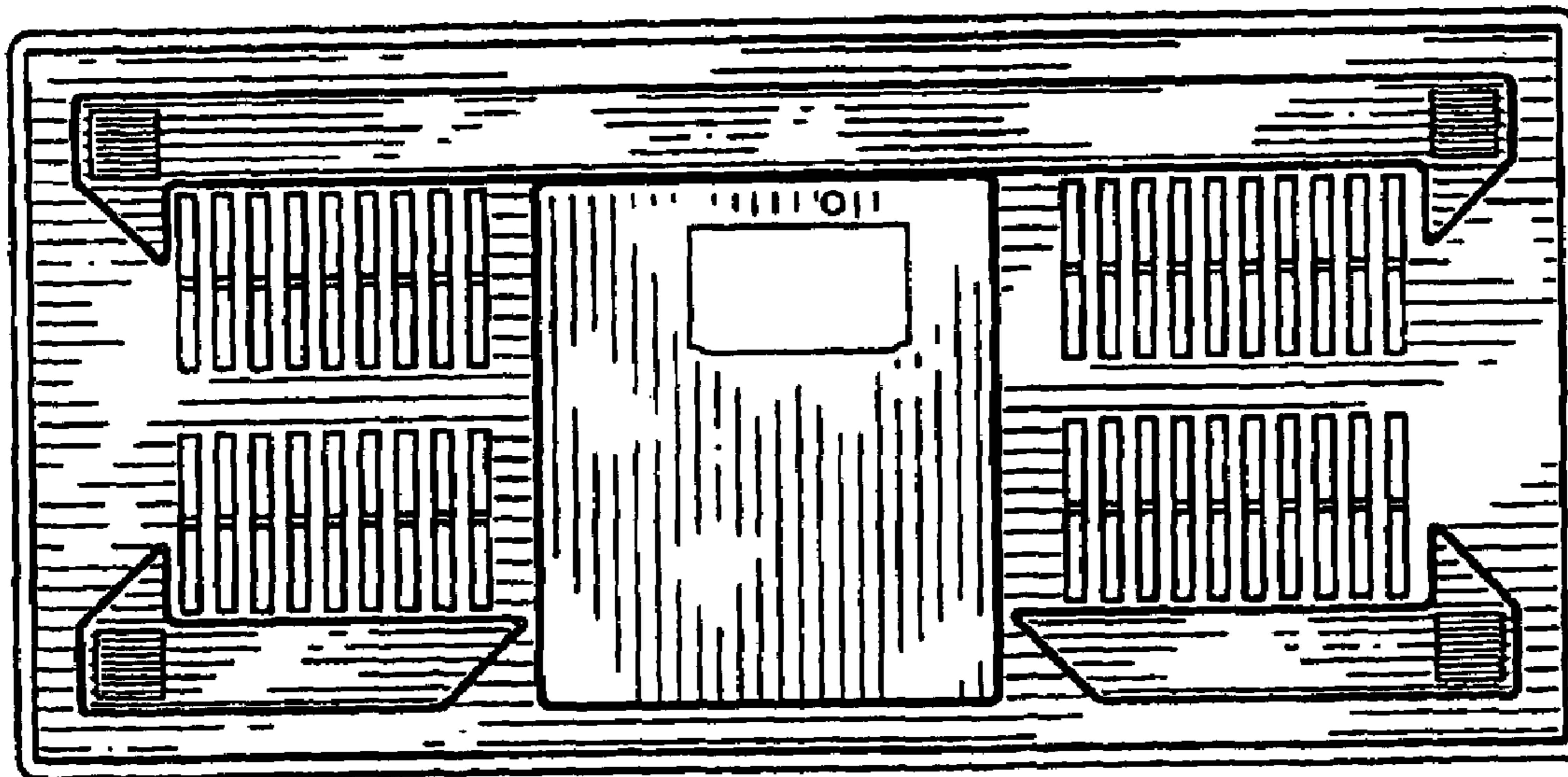


FIG. 7