

US00D546307S

(12) **United States Design Patent** (10) **Patent No.:** **US D546,307 S**  
**Lee** (45) **Date of Patent:** **\*\* Jul. 10, 2007**

(54) **MOBILE PHONE**  
(75) Inventor: **Young-Keun Lee**, Seoul (KR)  
(73) Assignee: **Samsung Electronics Co., Ltd.**,  
Suwon-Si (KR)  
(\*\*) Term: **14 Years**  
(21) Appl. No.: **29/240,125**  
(22) Filed: **Oct. 11, 2005**  
(30) **Foreign Application Priority Data**

Apr. 11, 2005 (KR) ..... 30-2005-0011920

(51) **LOC (8) Cl.** ..... **14-03**  
(52) **U.S. Cl.** ..... **D14/138**  
(58) **Field of Classification Search** ..... D14/191,  
D14/138, 147-148, 247-248, 144, 496, 156,  
D14/341-347; 379/433.01-433.13; 455/575.3,  
455/566, 575.1, 556.1, 556.2, 90.3; D21/517;  
D16/208

See application file for complete search history.

(56) **References Cited**

**U.S. PATENT DOCUMENTS**

|                   |         |                 |       |           |
|-------------------|---------|-----------------|-------|-----------|
| D446,201 S *      | 8/2001  | Kim             | ..... | D14/138   |
| D488,453 S *      | 4/2004  | Chang et al.    | ..... | D14/138   |
| D493,440 S *      | 7/2004  | Chou et al.     | ..... | D14/138   |
| D496,020 S *      | 9/2004  | Lee             | ..... | D14/138   |
| D496,021 S *      | 9/2004  | Jang            | ..... | D14/138   |
| D496,347 S *      | 9/2004  | Choi et al.     | ..... | D14/191   |
| D496,636 S *      | 9/2004  | Lodato et al.   | ..... | D9/707    |
| D498,468 S *      | 11/2004 | Seo             | ..... | D14/138   |
| D501,838 S *      | 2/2005  | Kim et al.      | ..... | D14/138   |
| D507,551 S *      | 7/2005  | Kim et al.      | ..... | D14/138   |
| D510,924 S *      | 10/2005 | Lee et al.      | ..... | D14/138   |
| D511,509 S *      | 11/2005 | Kim et al.      | ..... | D14/138   |
| D512,395 S *      | 12/2005 | Kim et al.      | ..... | D14/138   |
| D512,398 S *      | 12/2005 | Chen et al.     | ..... | D14/138   |
| D518,807 S *      | 4/2006  | Choi et al.     | ..... | D14/138   |
| D519,972 S *      | 5/2006  | Chung et al.    | ..... | D14/138   |
| D520,980 S *      | 5/2006  | Taniyama et al. | ..... | D14/138   |
| D525,224 S *      | 7/2006  | Pitt et al.     | ..... | D14/138   |
| 7,127,277 B2 *    | 10/2006 | Shiue et al.    | ..... | 455/575.3 |
| 7,133,691 B2 *    | 11/2006 | Kang            | ..... | 455/556.1 |
| 2003/0203747 A1 * | 10/2003 | Nagamine        | ..... | 455/575.3 |

|                   |         |                 |       |           |
|-------------------|---------|-----------------|-------|-----------|
| 2005/0113156 A1 * | 5/2005  | Park et al.     | ..... | 455/575.4 |
| 2005/0153753 A1 * | 7/2005  | Cheng           | ..... | 455/575.3 |
| 2005/0227747 A1 * | 10/2005 | Song            | ..... | 455/575.3 |
| 2005/0245296 A1 * | 11/2005 | Hong et al.     | ..... | 455/575.3 |
| 2005/0261040 A1 * | 11/2005 | Anderson et al. | ..... | 455/575.3 |
| 2006/0135225 A1 * | 6/2006  | Lin et al.      | ..... | 455/575.3 |
| 2006/0148542 A1 * | 7/2006  | Oliver          | ..... | 455/575.3 |

**FOREIGN PATENT DOCUMENTS**

WO DM/066166 \* 12/2004

**OTHER PUBLICATIONS**

Pantech PG-1800 telephone, announced Jun. 2006, [online], [retrieved on Jan. 22, 2007]. Retrieved from Internet,<URL: http://www.gsmarena.com>.\*

Panasonic VS6 telephone, announced 3rd quarter 2005, [online], [retrieved on Jan. 21, 2007]. Retrieved from Internet,<URL: http://www.gsmarena.com>.\*

Samsung P940 telephone, announced Dec. 2006, [online], [retrieved on Jan. 21, 2007]. Retrieved from Internet,<URL: http://www.gsmarena.com>.\*

Samsung P910 telephone, announced Feb. 2006, [online], [retrieved on Jan. 21, 2007]. Retrieved from Internet,<URL: http://www.gsmarena.com>.\*

\* cited by examiner

*Primary Examiner*—Jeffrey Asch

(74) *Attorney, Agent, or Firm*—Staas & Halsey LLP

(57) **CLAIM**

The ornamental design for the mobile phone, as shown and described.

**DESCRIPTION**

FIG. 1 is a perspective view of the mobile phone showing my design;

FIG. 2 is a front view thereof;

FIG. 3 is a rear view thereof;

FIG. 4 is a left side view thereof;

FIG. 5 is a right side view thereof;

FIG. 6 is a top plan view thereof;

FIG. 7 is a bottom plan view thereof; and,

FIG. 8 is a perspective, open view thereof.

**1 Claim, 4 Drawing Sheets**

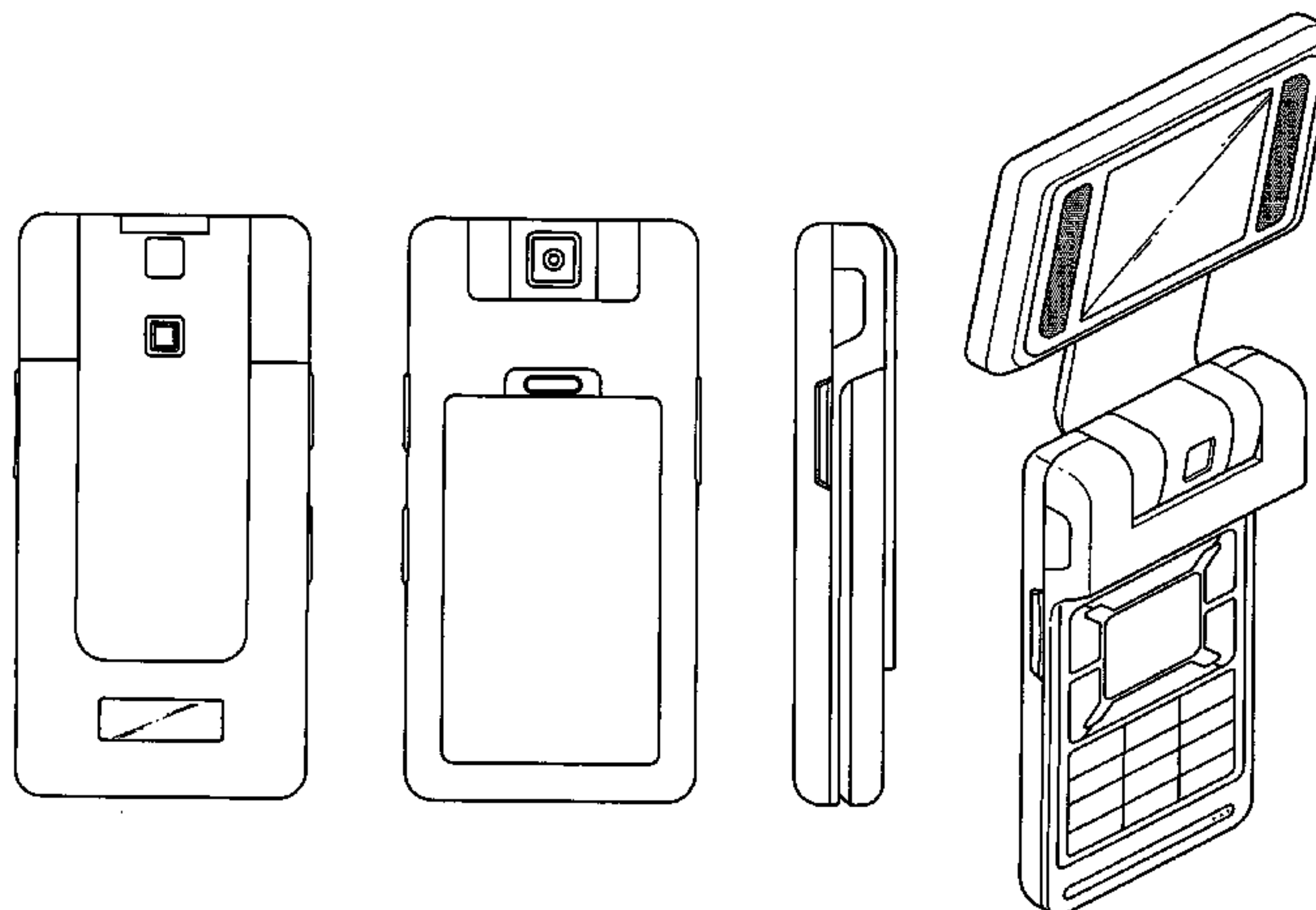


FIG. 1

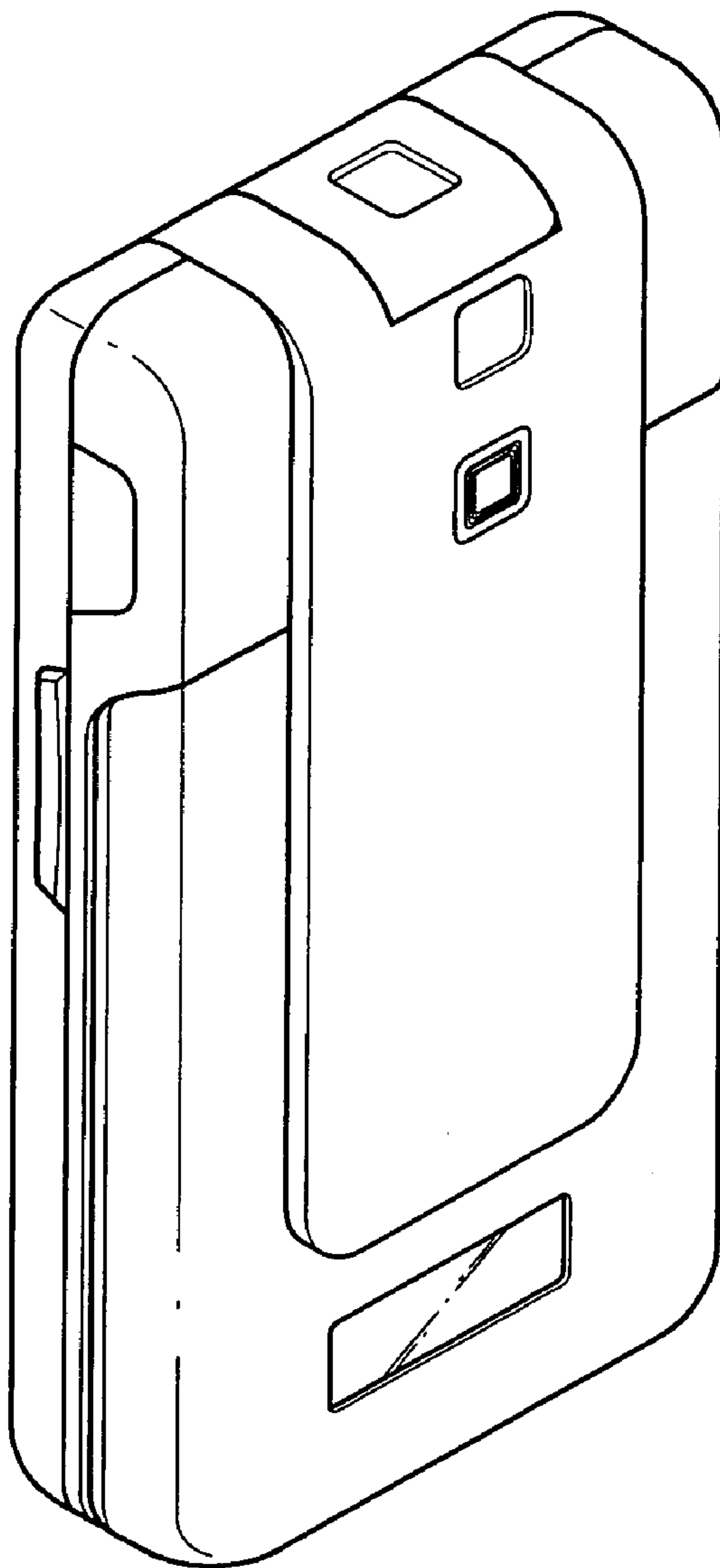


FIG.2

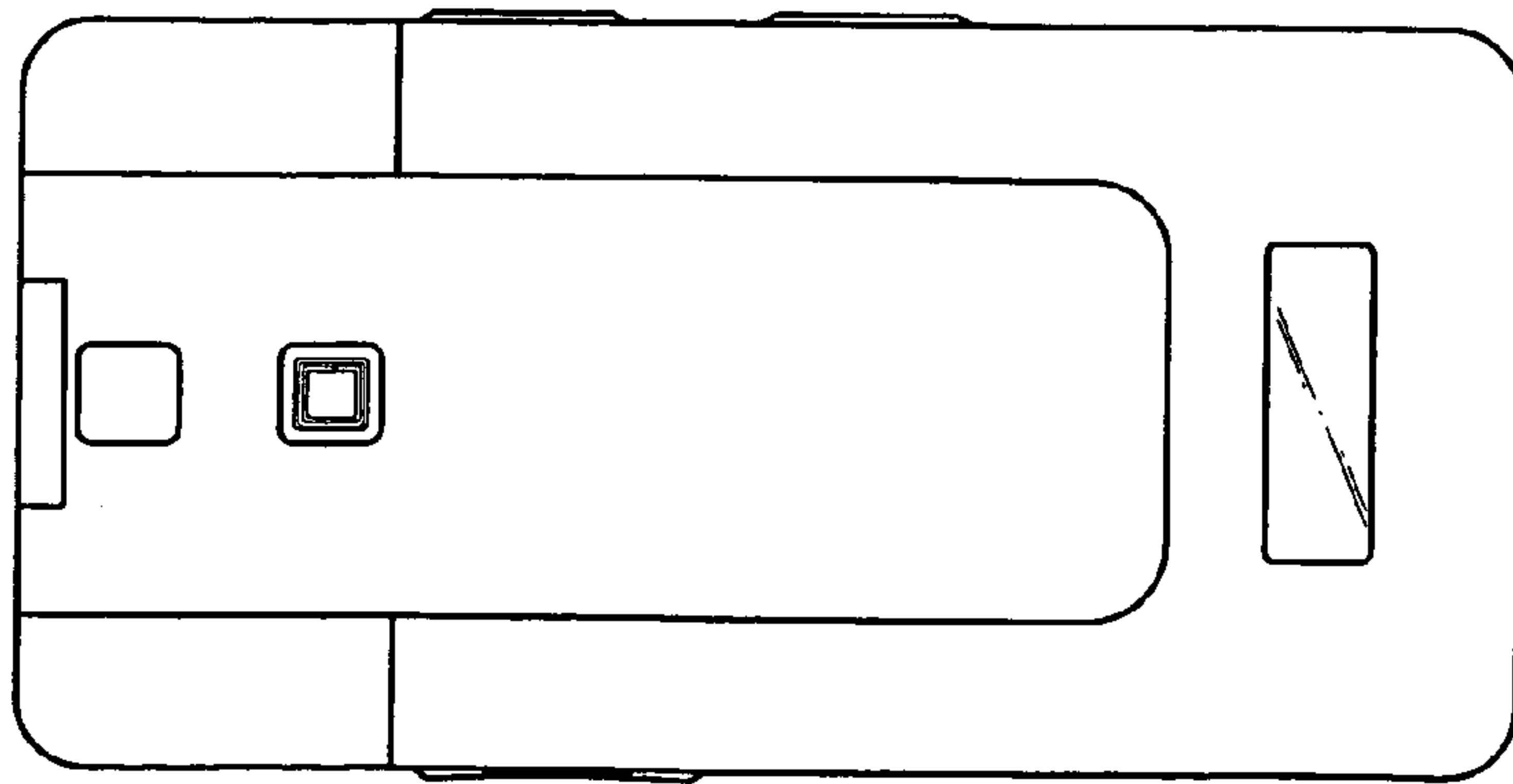


FIG.3




FIG.4

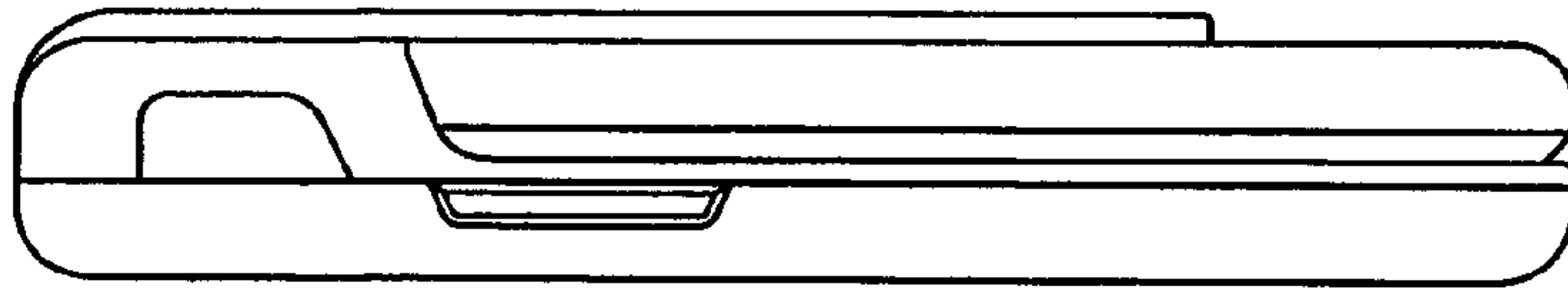


FIG.5

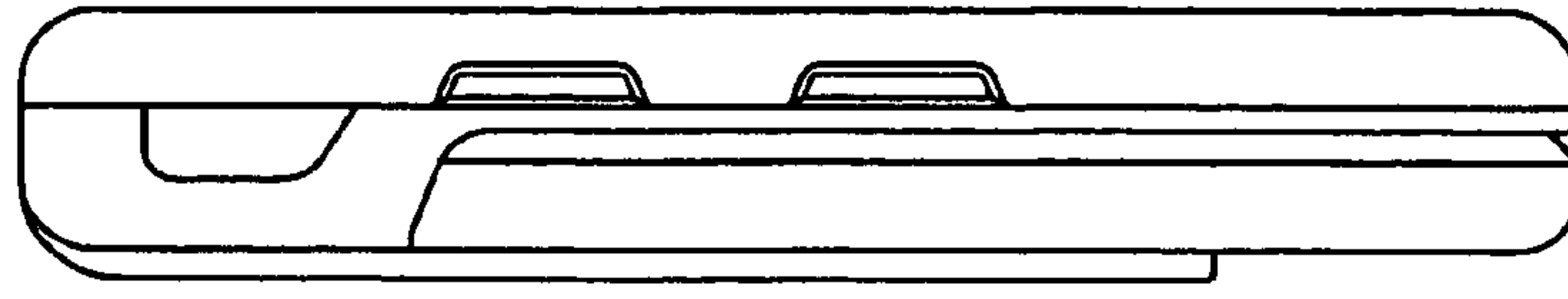


FIG. 6

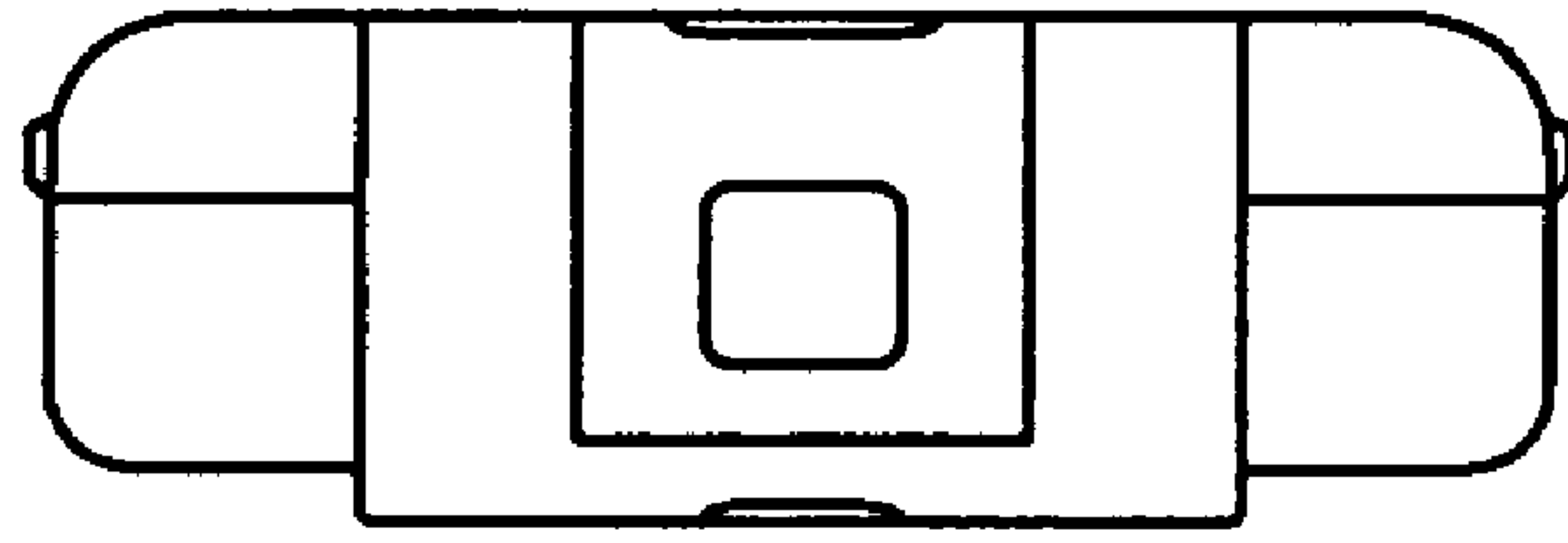


FIG. 7




FIG. 8

