



US00D546263S

(12) **United States Design Patent**  
**Hernandez**

(10) **Patent No.:** **US D546,263 S**

(45) **Date of Patent:** **\*\* Jul. 10, 2007**

(54) **WHEEL**

(76) **Inventor:** **Mauricio Hernandez**, 20758 Centre Point Pkwy., Santa Clarita, CA (US) 91350

(\*\*) **Term:** **14 Years**

(21) **Appl. No.:** **29/249,983**

(22) **Filed:** **Oct. 30, 2006**

(51) **LOC (8) Cl.** ..... **12-16**

(52) **U.S. Cl.** ..... **D12/211**

(58) **Field of Classification Search** ..... D12/204-213;  
301/37.101, 64.101, 65

See application file for complete search history.

(56) **References Cited**

**U.S. PATENT DOCUMENTS**

- D463,769 S \* 10/2002 Chung ..... D12/211
- D474,440 S \* 5/2003 Oh ..... D12/211
- D480,036 S \* 9/2003 Laengerer ..... D12/211

- D490,761 S \* 6/2004 Kataoka ..... D12/211
- D506,172 S \* 6/2005 Pfeiffer ..... D12/211
- D520,932 S \* 5/2006 Guevara ..... D12/211
- D525,932 S \* 8/2006 Hettler ..... D12/211
- D527,335 S \* 8/2006 Kim ..... D12/211
- D528,495 S \* 9/2006 Truebsbach ..... D12/211

\* cited by examiner

*Primary Examiner*—Stacia Cadmus

(74) *Attorney, Agent, or Firm*—Kelly Lowry & Kelley LLC

(57) **CLAIM**

The ornamental design for a wheel, as shown.


**DESCRIPTION**

FIG. 1 is a front and side perspective view of a wheel embodying my new design;

FIG. 2 is a front elevational view thereof; and,

FIG. 3 is a side view thereof.

**1 Claim, 2 Drawing Sheets**



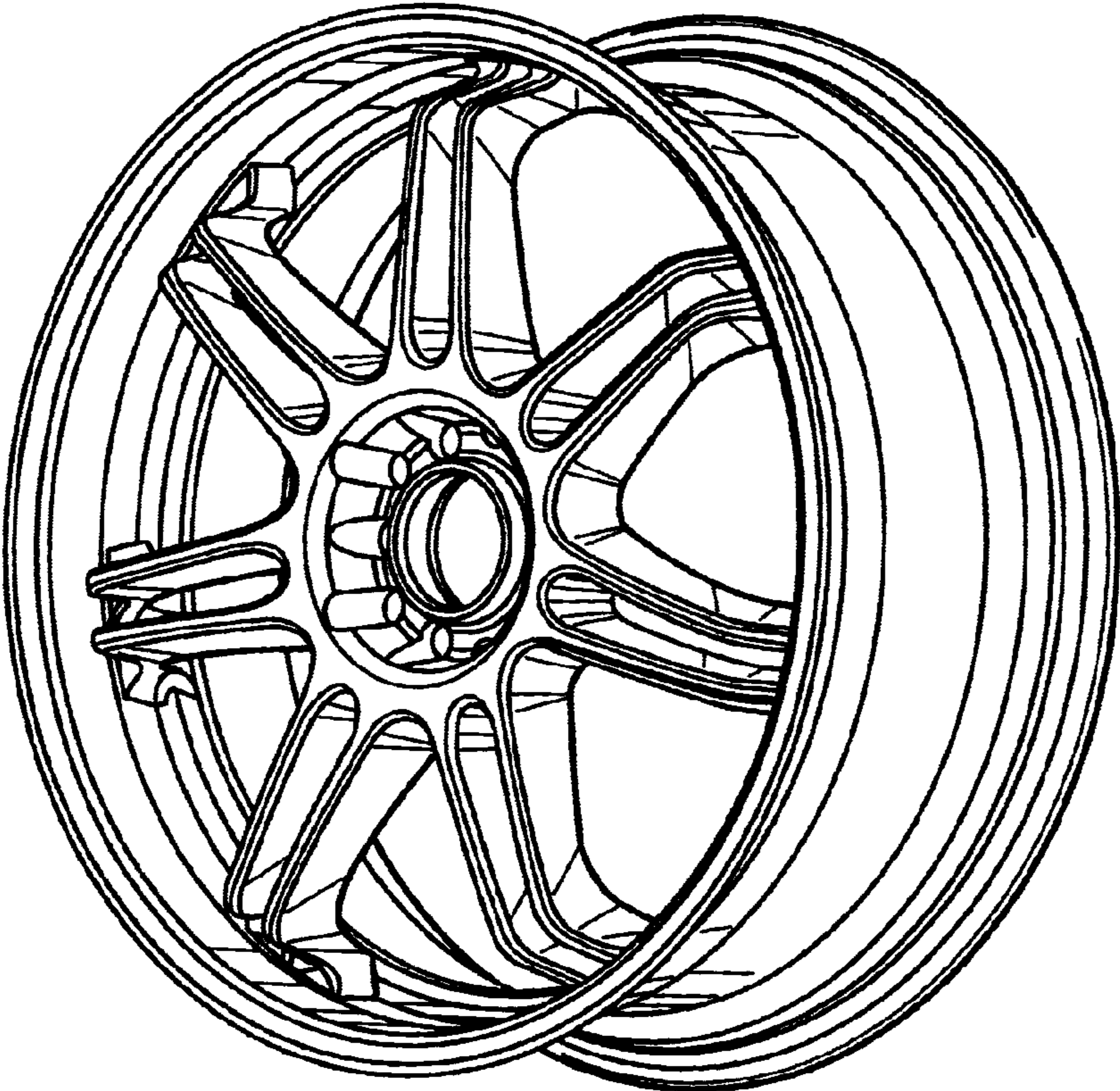


FIG. 1




FIG. 2




FIG. 3