

US00D546257S

(12) **United States Design Patent**
Leonetti

(10) **Patent No.:** **US D546,257 S**

(45) **Date of Patent:** **** Jul. 10, 2007**

(54) **VEHICLE CARGO LOAD FLOOR WITH TWO RECESSED STORAGE WELLS**

(75) Inventor: **Philip Leonetti**, Northville, MI (US)

(73) Assignee: **Ford Global Technologies, LLC**, Dearborn, MI (US)

(**) Term: **14 Years**

(21) Appl. No.: **29/216,115**

(22) Filed: **Oct. 29, 2004**

(51) **LOC (8) Cl.** **12-16**

(52) **U.S. Cl.** **D12/196**

(58) **Field of Classification Search** D12/90-92,
D12/86, 196, 221; 180/69.1, 69.2; 296/185
See application file for complete search history.

(56) **References Cited**

U.S. PATENT DOCUMENTS

5,042,837 A	8/1991	Kleinschmit	280/784
5,195,795 A	3/1993	Cannera	296/65.09
D344,481 S	* 2/1994	Ryan	D12/221
D345,050 S	* 3/1994	Ryan	D12/221
5,364,128 A	11/1994	Ide	280/784
5,890,758 A	4/1999	Pone	297/15
6,106,046 A	8/2000	Reichel	296/65.09
D475,963 S	* 6/2003	Ellsaesser	D12/221

D479,499 S * 9/2003 Cameron et al. D12/196

* cited by examiner

Primary Examiner—Melody N Brown

(74) *Attorney, Agent, or Firm*—Damian Porcari

(57) **CLAIM**

The ornamental design for a vehicle cargo load floor with two recessed storage wells, as shown and described.

DESCRIPTION

FIG. 1 is a top plan view of the vehicle cargo load floor with two recessed storage wells showing my new design, the spare tire located in the second recessed storage well being shown in phantom and does not form a part of the ornamental design;

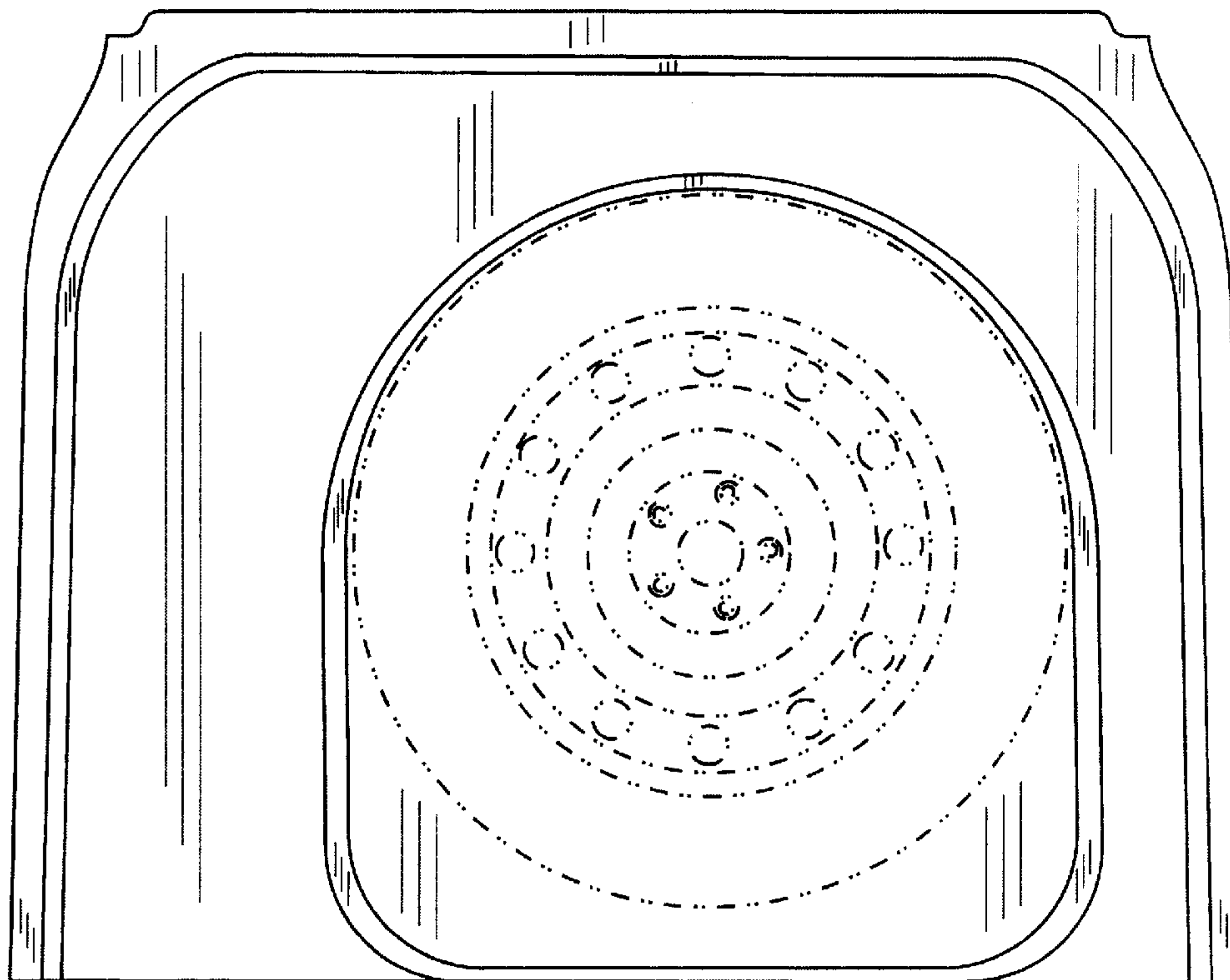
FIG. 2 is a left side elevational view thereof;

FIG. 3 is a rear elevational view thereof, the automotive frame side rails, exhaust system and pollution control apparatus being shown in phantom to shown the relative position of the vehicle cargo load floor;

FIG. 4 is a bottom plan view thereof, the automotive frame, exhaust system, and pollution control apparatus being shown in phantom to depict the relative position of the vehicle cargo load with respect thereto; and,

FIG. 5 is an upper, right rear perspective view of the vehicle cargo load floor with the automotive frame supporting said vehicle cargo load floor being shown in phantom.

1 Claim, 5 Drawing Sheets



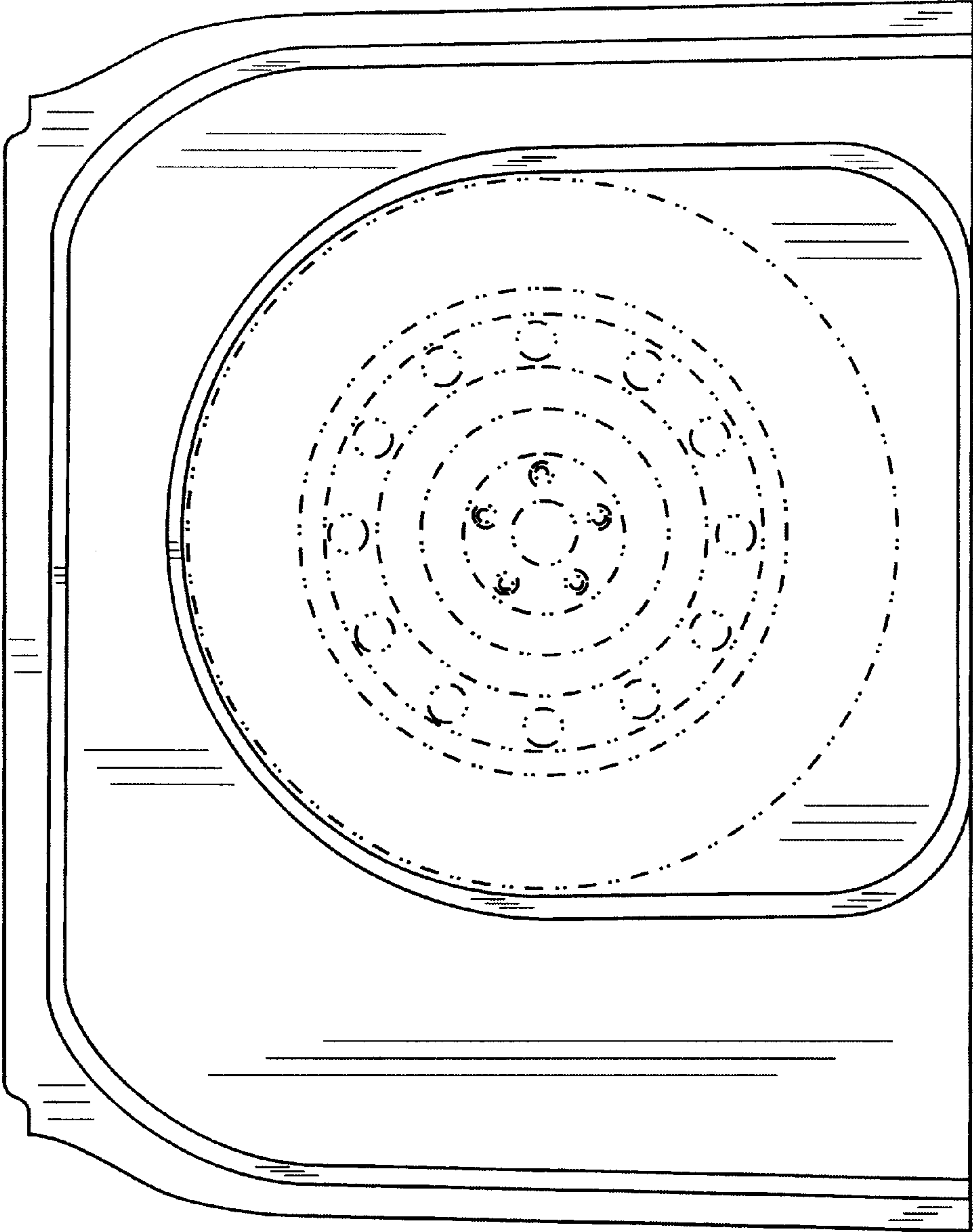


Fig. 1

Fig. 2





Fig. 3



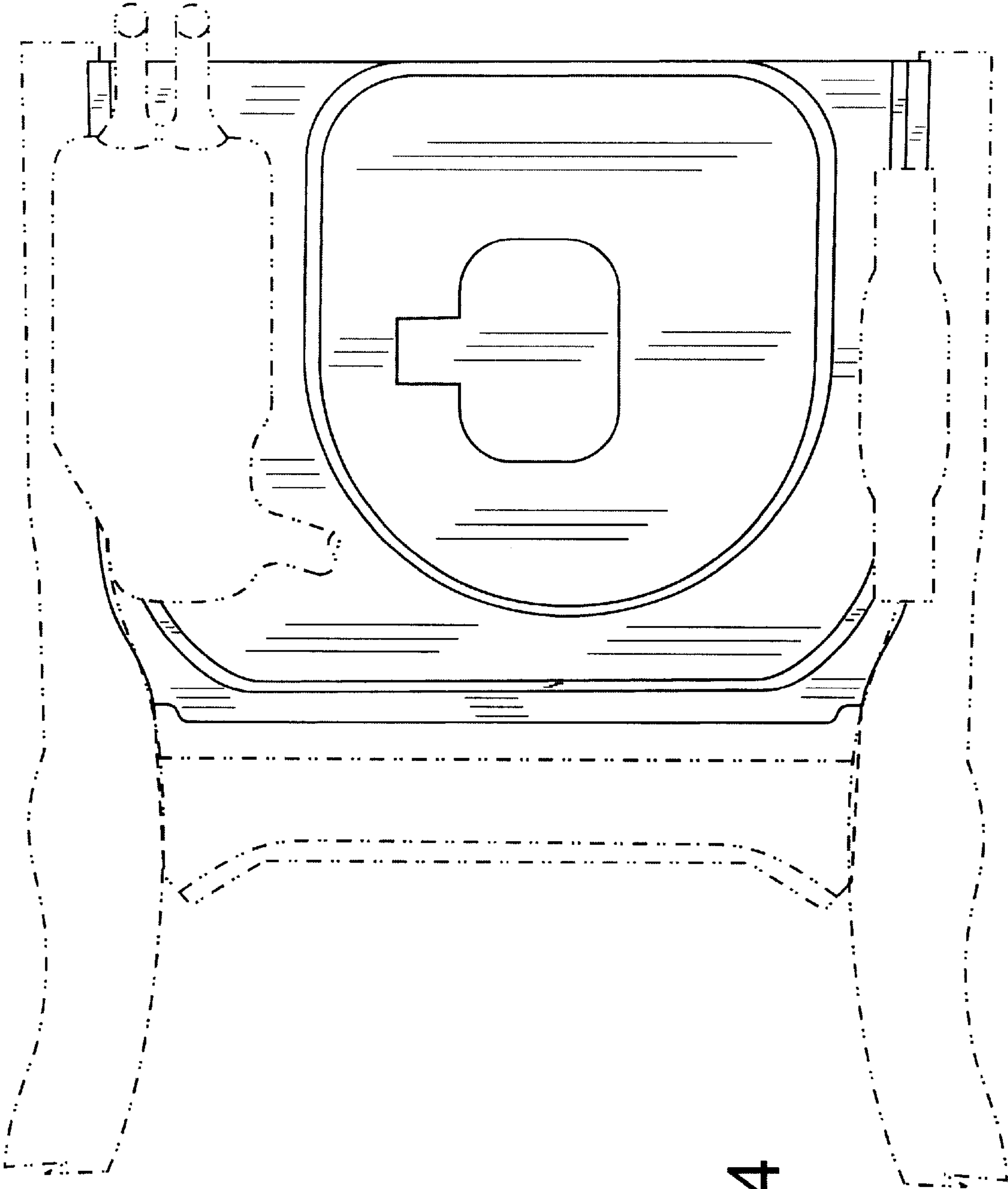


Fig. 4

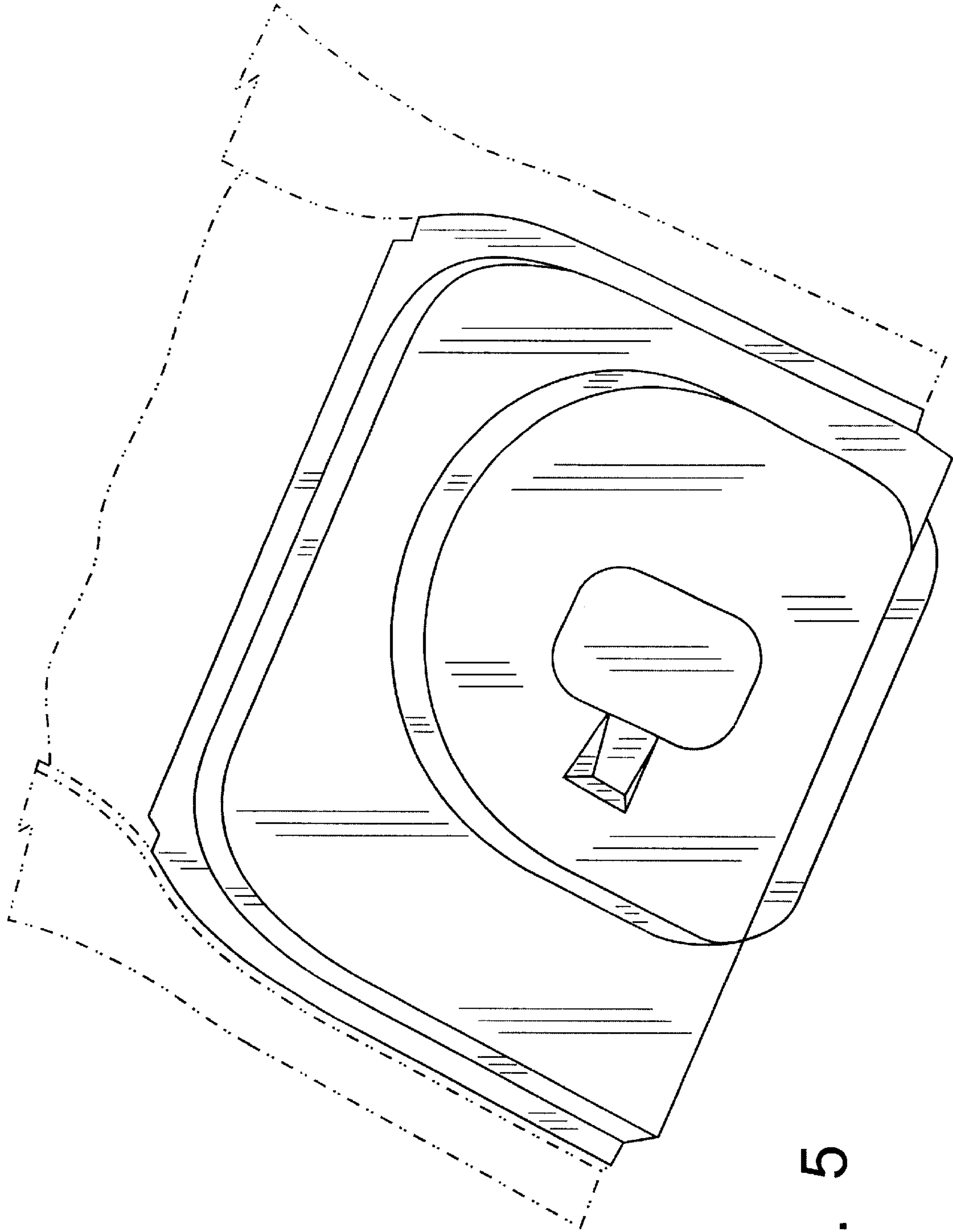


Fig. 5