

US00D546255S

(12) **United States Design Patent**  
**Teng**

(10) **Patent No.:** **US D546,255 S**

(45) **Date of Patent:** **\*\* Jul. 10, 2007**

(54) **REAR TRIM-STRIP PLAQUE FOR  
AUTOMOBILE**

(76) Inventor: **Wei-Cheng Teng**, No. 30-20, Lane 53,  
Jyun-an Street, Shu-Lin City, Taipei  
(TW)

(\*\*) Term: **14 Years**

(21) Appl. No.: **29/269,059**

(22) Filed: **Nov. 20, 2006**

(51) **LOC (8) Cl.** ..... **12-08**

(52) **U.S. Cl.** ..... **D12/190**

(58) **Field of Classification Search** ..... D12/190,  
D12/400, 90, 92, 199, 197, 86, 171, 169,  
D12/163; D11/211, 81, 157, 133, 172; 293/102,  
293/115; 296/1.07-1.08; D20/11, 23, 25;  
40/413, 760, 591-594; 428/98-99, 31  
See application file for complete search history.

(56) **References Cited**

U.S. PATENT DOCUMENTS

D160,553 S *	10/1950	Sheard	.....	D12/190
D167,655 S *	9/1952	Pilkey	.....	D12/200
D172,288 S *	5/1954	Kerry	.....	D12/190
D173,133 S *	10/1954	Arbib	.....	D12/197
D175,554 S *	9/1955	King et al.	.....	D12/190
D192,351 S *	3/1962	Bordinat	.....	D12/190
D313,862 S *	1/1991	Gaukler	.....	D12/190
D384,594 S *	10/1997	Lara	.....	D12/400
D393,617 S *	4/1998	Smith et al.	.....	D12/197

D472,505 S *	4/2003	Hurayt	.....	D12/190
D484,080 S *	12/2003	Yamamoto et al.	.....	D12/190
D518,428 S *	4/2006	Marchese et al.	.....	D12/190
7,083,211 B1 *	8/2006	Bores	.....	296/1.08

\* cited by examiner

*Primary Examiner*—Stacia Cadmus

(74) *Attorney, Agent, or Firm*—Troxell Law Office, PLLC

(57) **CLAIM**

The ornamental design for a rear trim-strip plaque for automobile, as shown and described.

**DESCRIPTION**

FIG. 1 is a perspective view of a rear trim-strip plaque for automobile;

FIG. 2 is a front view thereof;

FIG. 3 is a back view thereof;

FIG. 4 is a left side view thereof;

FIG. 5 is a right side view thereof;

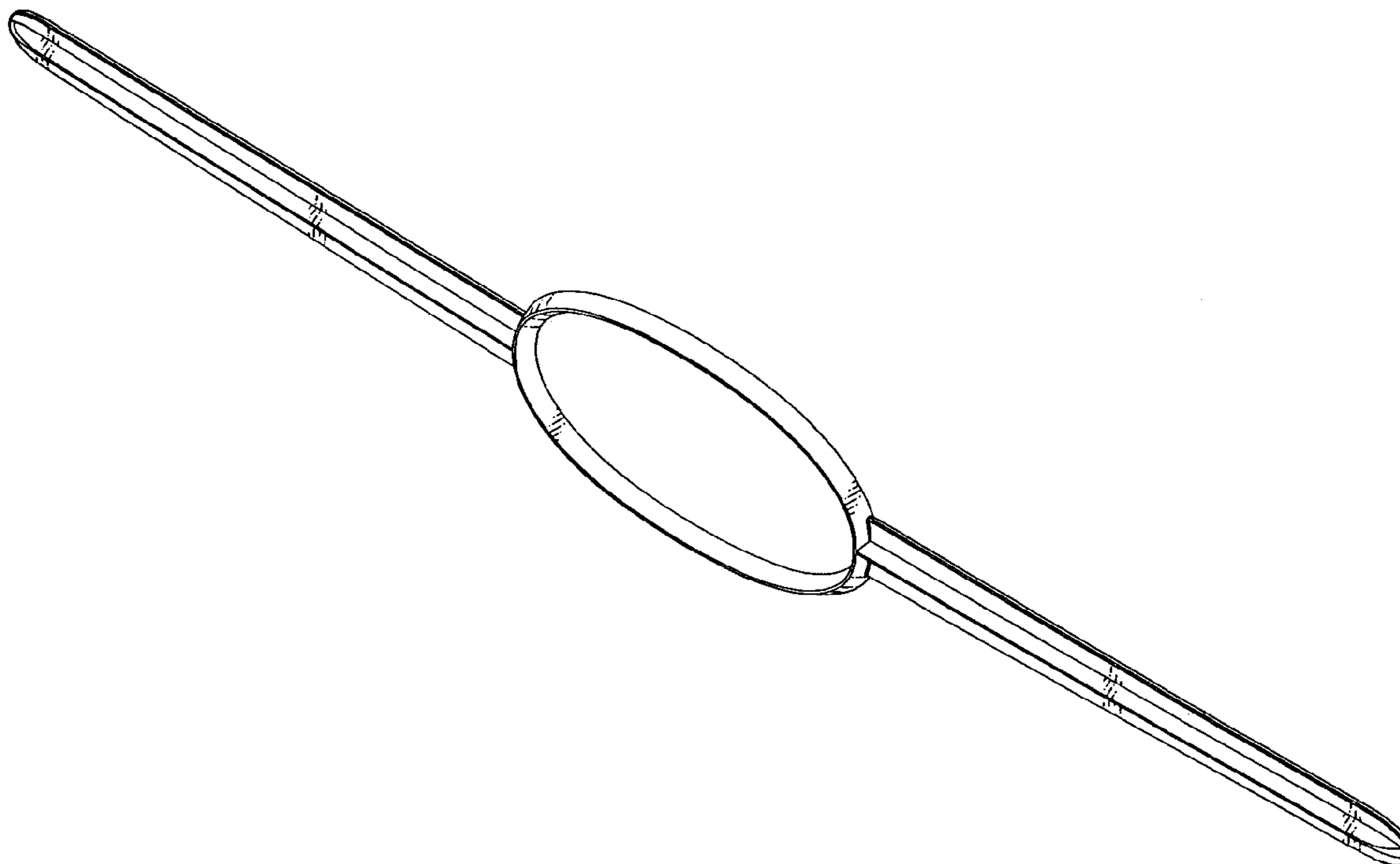
FIG. 6 is a top view thereof; and,

FIG. 7 is a bottom view thereof.

FIG. 8 is a reduced perspective view, wherein the rear trim-strip plaque is attached to the automobile.

The broken line showing of environment is for illustrative purposes only and forms no part of the claimed design.

**1 Claim, 5 Drawing Sheets**



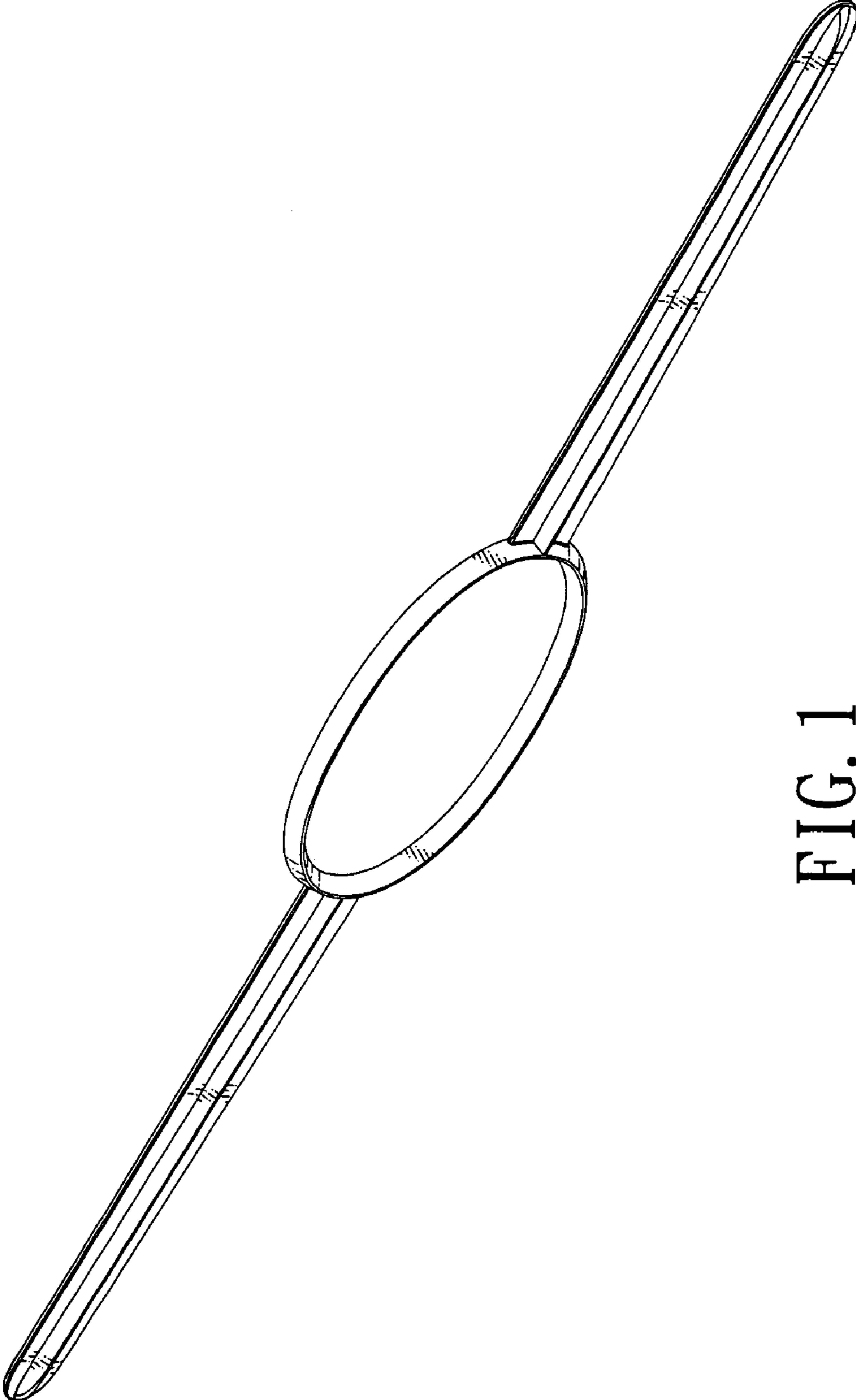


FIG. 1

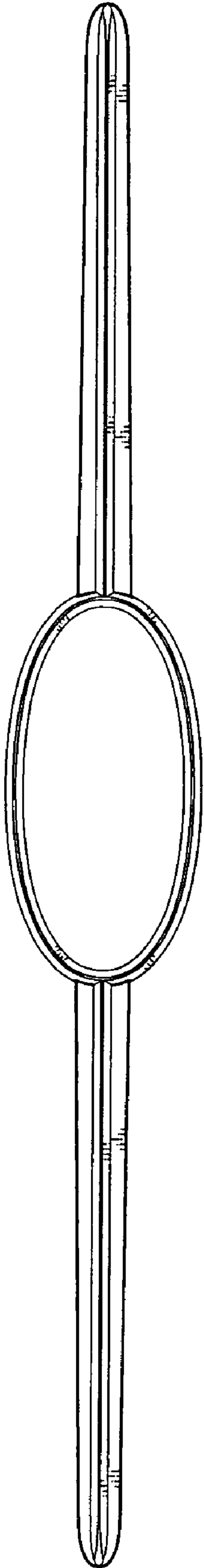


FIG. 2

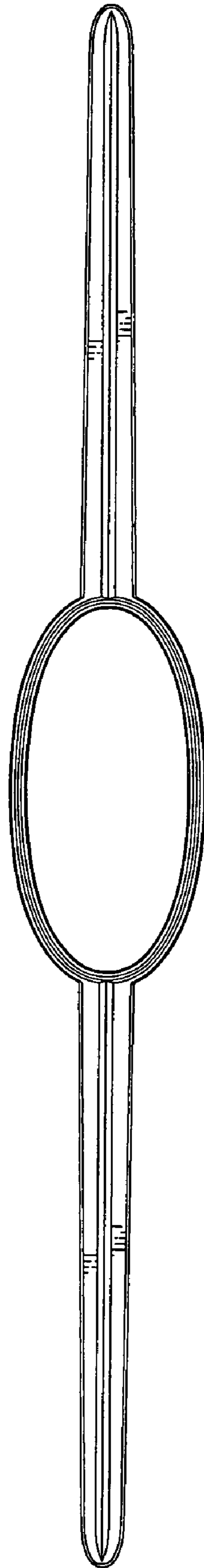


FIG. 3



FIG. 5

FIG. 4



FIG. 6



FIG. 7

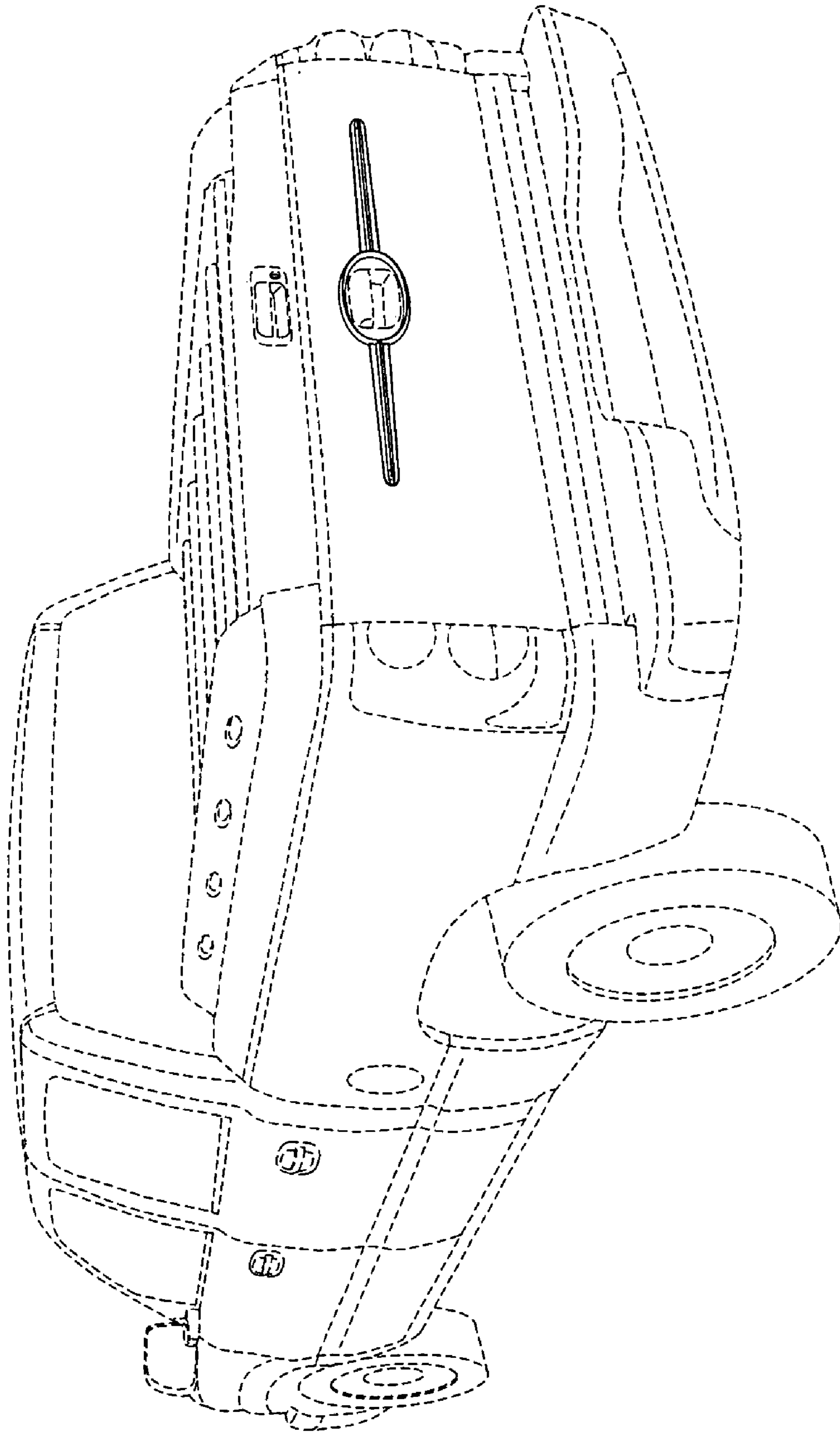


FIG. 8