



US00D546250S

(12) **United States Design Patent**  
**Hettler**

(10) **Patent No.:** **US D546,250 S**  
(45) **Date of Patent:** **\*\* Jul. 10, 2007**

(54) **SURFACE CONFIGURATION OF A REAR BUMPER FOR A VEHICLE**

D533,818 S \* 12/2006 Kitazumi et al. .... D12/169

\* cited by examiner

(75) Inventor: **Jan Hettler**, Munich (DE)

*Primary Examiner*—Melody N. Brown

(73) Assignee: **Bayerische Motoren Werke Aktiengesellschaft**, Munich (DE)

(74) *Attorney, Agent, or Firm*—Crowell & Moring LLP

(\*\*) Term: **14 Years**

(57) **CLAIM**

(21) Appl. No.: **29/258,284**

The ornamental design for a surface configuration of a rear bumper for a vehicle, as shown and described.

(22) Filed: **Apr. 20, 2006**

**DESCRIPTION**

(30) **Foreign Application Priority Data**

Oct. 21, 2005 (DE) ..... 40505489

This application is related to the following co-pending application, of the inventor, filed on even date herewith: Application Ser. No. 29/258,298, entitled "Surface Configuration of a Vehicle, Toy, and/or other Replicas".

(51) **LOC (8) Cl.** ..... **12-16**

(52) **U.S. Cl.** ..... **D12/169**

(58) **Field of Classification Search** ..... D12/90-92,  
D12/86, 169, 196, 163; 296/180.1, 180.2;  
293/102, 113, 115, 117, 120

FIG. 1 is a right perspective view of a surface configuration of a rear bumper for a vehicle according to my novel design;

FIG. 2 is a left perspective view thereof;

FIG. 3 is a front view thereof;

FIG. 4 is a right side view thereof; and,

FIG. 5 is a left side view thereof.

See application file for complete search history.

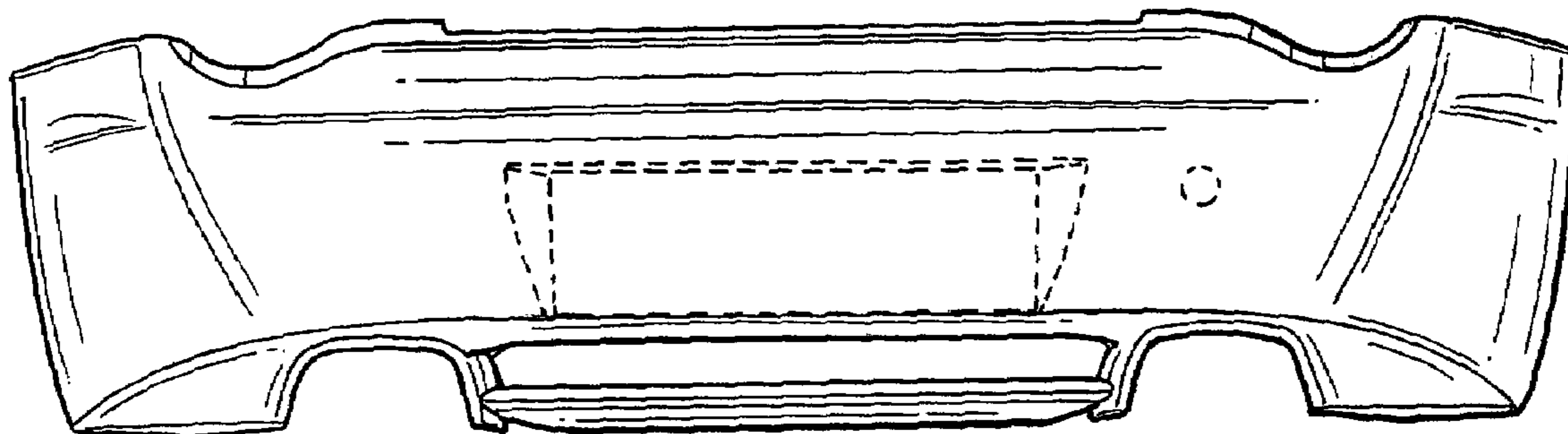
The broken lines are for illustrative purposes only and form no part of the claimed design.

(56) **References Cited**

**U.S. PATENT DOCUMENTS**

D532,726 S \* 11/2006 Sonoda et al. .... D12/169  
D533,487 S \* 12/2006 Truebsbach ..... D12/169

**1 Claim, 2 Drawing Sheets**



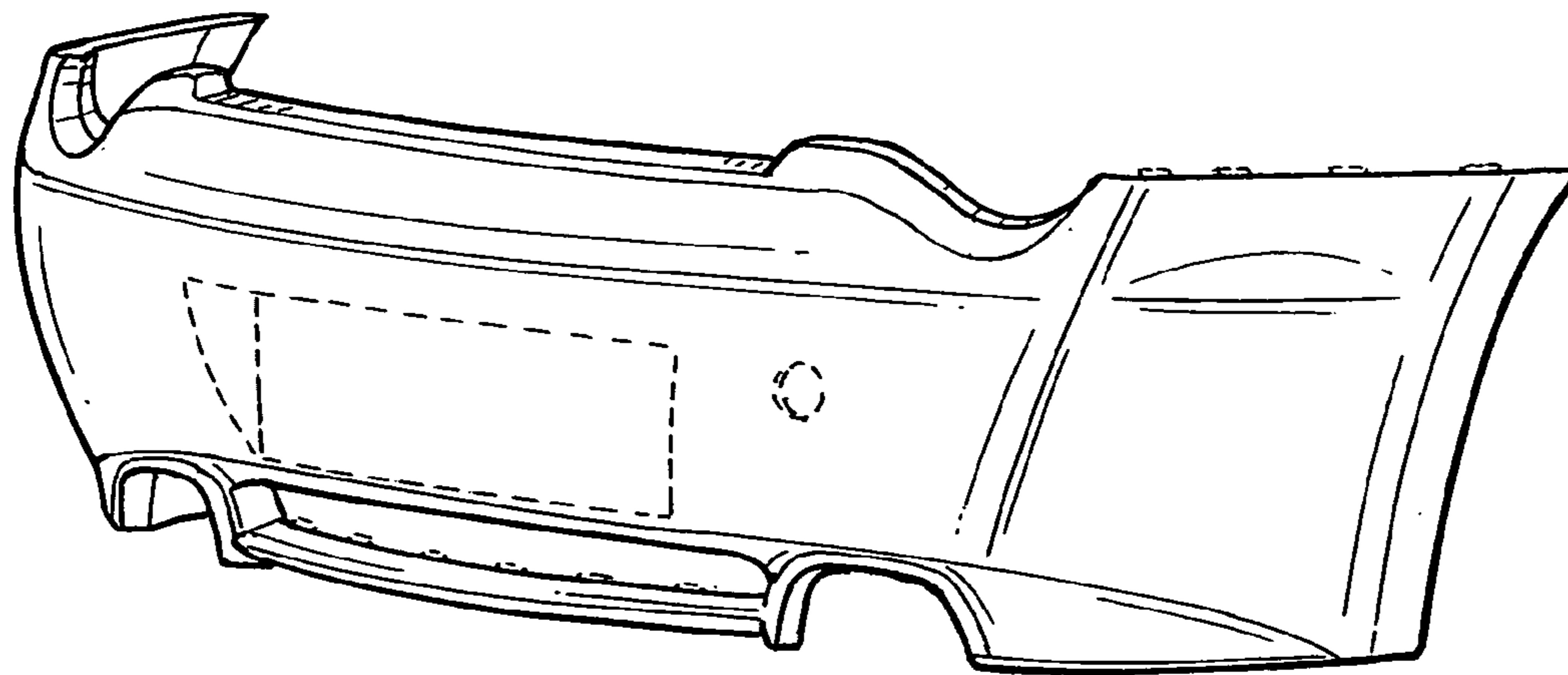


FIG. 1

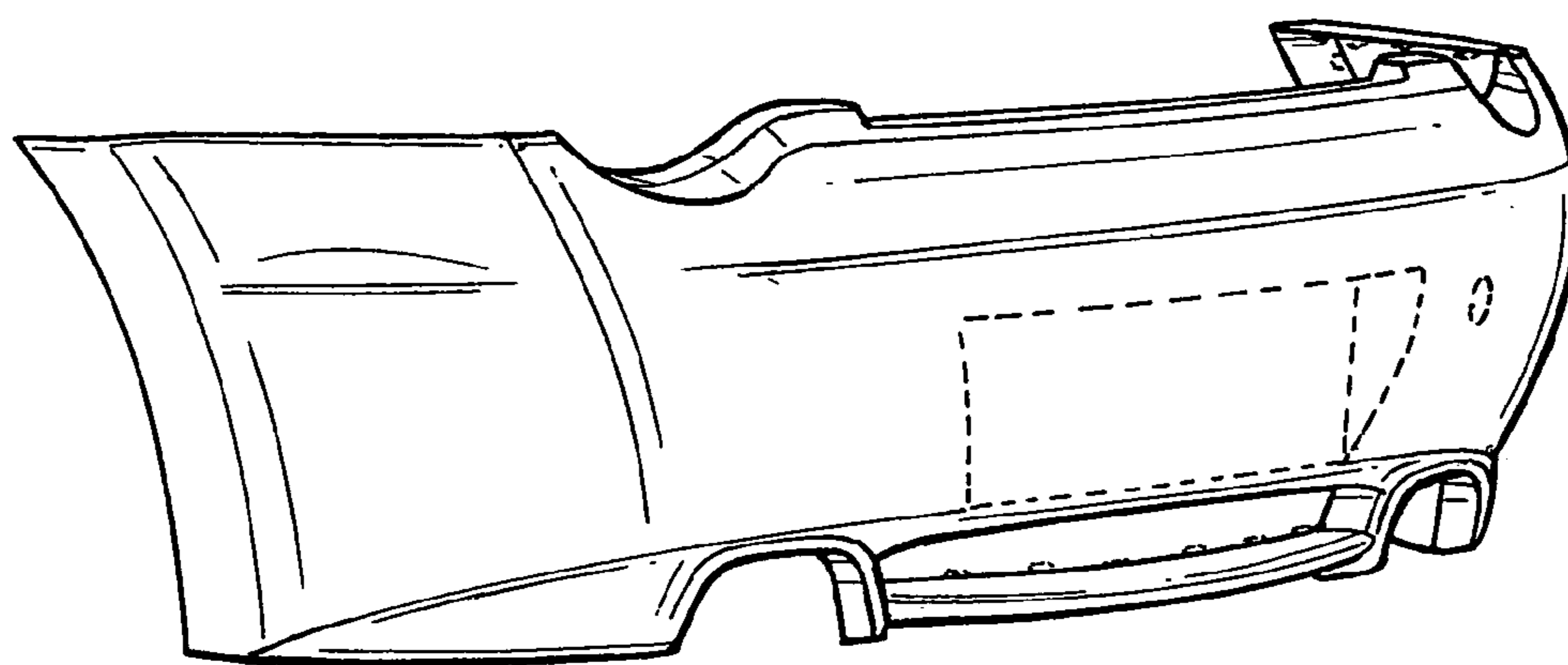


FIG. 2

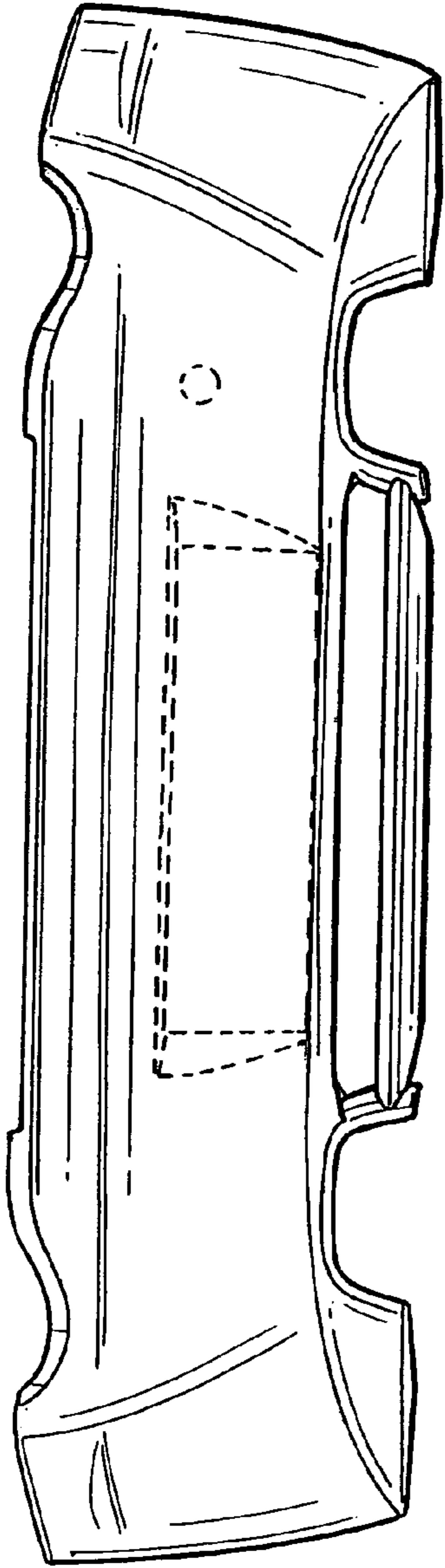


FIG. 3

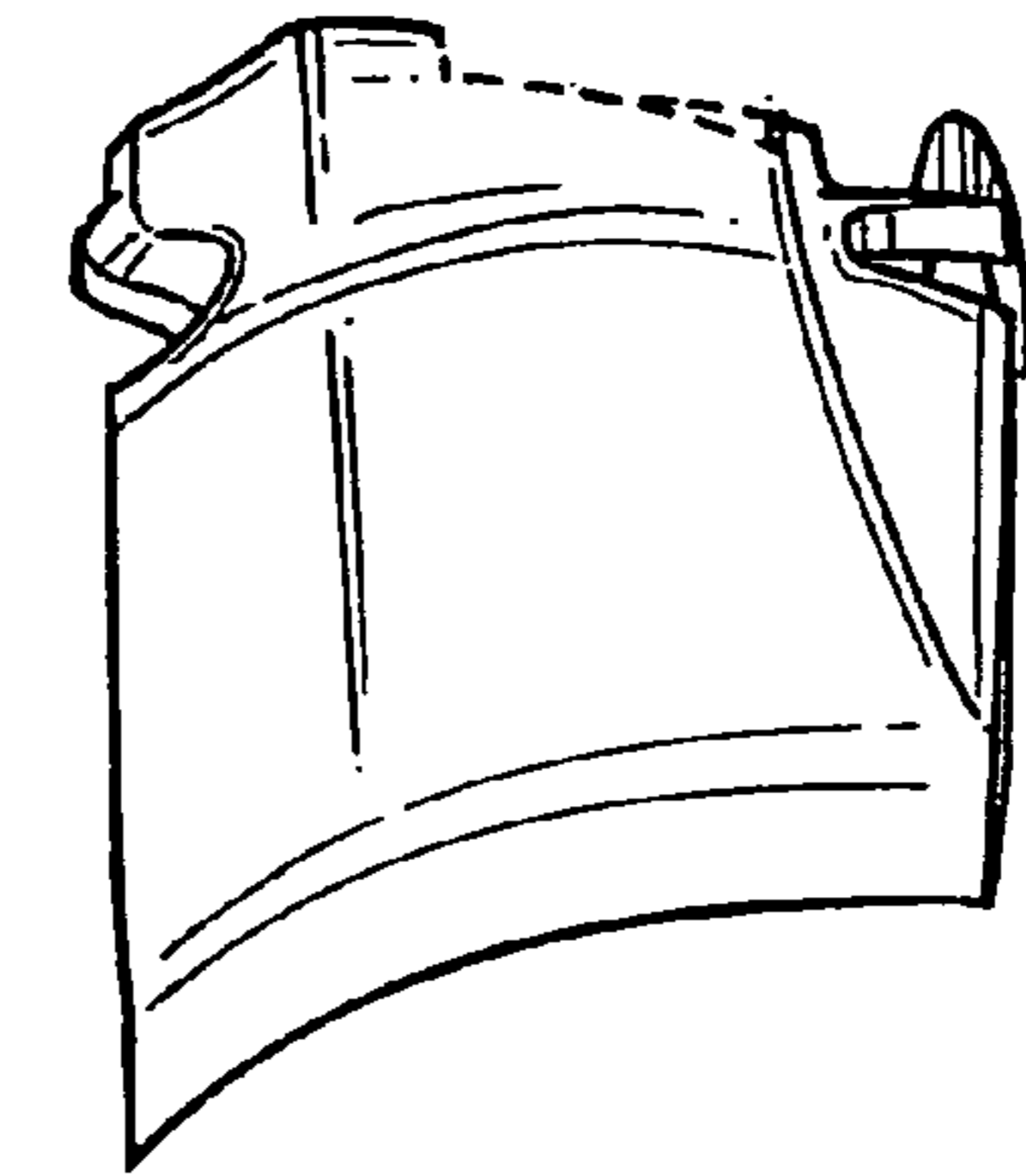


FIG. 5




FIG. 4