



US00D546249S

(12) **United States Design Patent**
Markefka

(10) **Patent No.:** **US D546,249 S**
(45) **Date of Patent:** **** Jul. 10, 2007**

(54) **SURFACE CONFIGURATION OF A REAR BUMPER FOR A VEHICLE**

D527,318 S * 8/2006 Ikeda D12/169

FOREIGN PATENT DOCUMENTS

(75) Inventor: **Marc Michael Markefka**, Munich (DE)

WO DM/065775 11/2004

* cited by examiner

(73) Assignee: **Bayerische Motoren Werke Aktiengesellschaft**, Munich (DE)

Primary Examiner—Melody N. Brown
(74) *Attorney, Agent, or Firm*—Crowell & Moring LLP

(**) Term: **14 Years**

(57) **CLAIM**

(21) Appl. No.: **29/255,180**

The ornamental design for a surface configuration of a rear bumper for a vehicle, as shown and described.

(22) Filed: **Mar. 7, 2006**

(30) **Foreign Application Priority Data**

DESCRIPTION

Sep. 8, 2005 (DE) 40504712

This application is related to the following co-pending applications, of the inventor, filed on even date herewith: Application Ser. No. 29/255,177, entitled "Surface Configuration of a Vehicle, Toy, and/or Other Replicas"; and Application Ser. No. 29/255,176, entitled "Surface Configuration of a Vehicle, Toy, and/or Other Replicas".

(51) **LOC (8) Cl.** **12-16**

(52) **U.S. Cl.** **D12/169**

(58) **Field of Classification Search** D12/90-92, D12/86, 169, 196; 296/180.1, 180.2; 293/102, 293/113, 115, 117, 120

See application file for complete search history.

FIG. 1 is a right, front perspective view of a surface configuration of a rear bumper for a vehicle according to my novel design;

(56) **References Cited**

FIG. 2 is a left, front perspective view thereof;

U.S. PATENT DOCUMENTS

FIG. 3 is a front view thereof;

D502,900 S * 3/2005 Ikuma D12/169

FIG. 4 is a right side view thereof; and,

D504,091 S * 4/2005 Ishibashi et al. D12/169

FIG. 5 is a left side view thereof.

D506,956 S * 7/2005 Wakasugi et al. D12/169

The broken lines are for illustrative purposes only and form no part of the claimed design.


D507,513 S * 7/2005 Kamimura et al. D12/169

D511,725 S 11/2005 Nagashima

D512,003 S * 11/2005 Koide D12/169

D512,943 S * 12/2005 Otto et al. D12/169

1 Claim, 2 Drawing Sheets






FIG. 1




FIG. 2

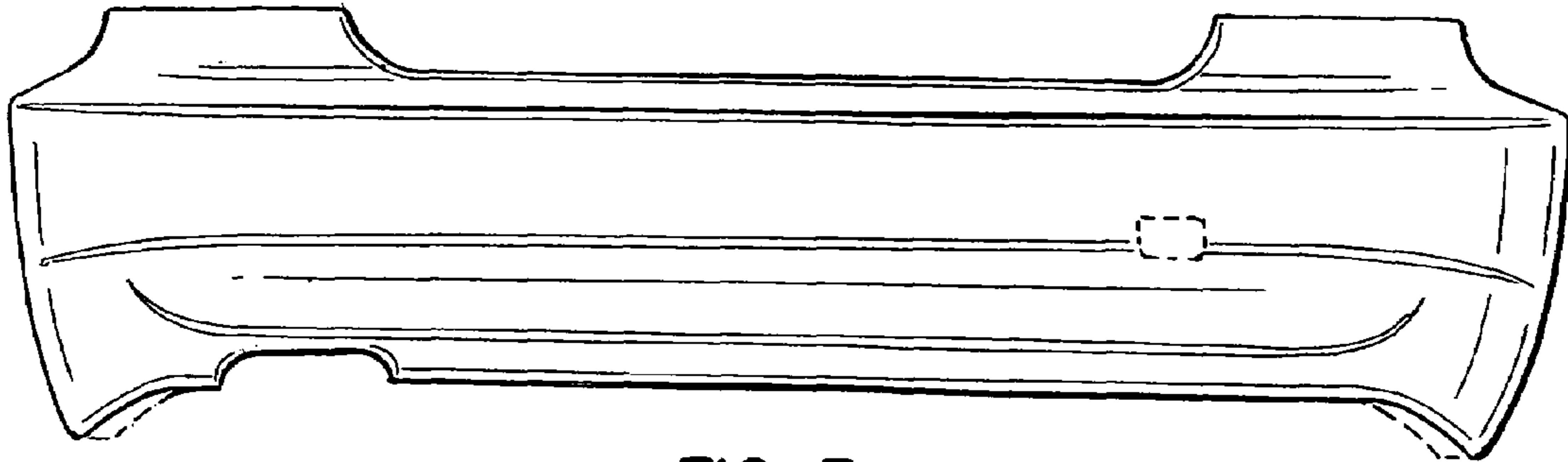


FIG. 3




FIG. 4




FIG. 5