



US00D546248S

(12) **United States Design Patent**  
**Conkey et al.**

(10) **Patent No.:** **US D546,248 S**

(45) **Date of Patent:** **\*\* Jul. 10, 2007**

(54) **FOUR PIECE CRISSCROSS GRILLE INSERT**

(75) Inventors: **Ben F. Conkey**, Nevada, IA (US);  
**Verne J. Hecker**, Polk City, IA (US)

(73) Assignee: **Putco, Inc.**, Story City, IA (US)

(\*\*) Term: **14 Years**

(21) Appl. No.: **29/223,478**

(22) Filed: **Feb. 15, 2005**

(51) **LOC (8) Cl.** ..... **12-16**

(52) **U.S. Cl.** ..... **D12/163; D12/216**

(58) **Field of Classification Search** ..... D12/163,  
D12/171, 90-92, 216; 180/68.1, 68.6; 296/193.1  
See application file for complete search history.

(56) **References Cited**

**U.S. PATENT DOCUMENTS**

D464,011 S	*	10/2002	Cicansky	.....	D12/216
D478,856 S	*	8/2003	Cicansky	.....	D12/216
D497,847 S	*	11/2004	Elwell et al.	.....	D12/163
D507,214 S	*	7/2005	Marchese et al.	.....	D12/163
D533,484 S	*	12/2006	Behmer et al.	.....	D12/163

\* cited by examiner

*Primary Examiner*—Melody N. Brown  
(74) *Attorney, Agent, or Firm*—McKee, Voorhees & Sease, P.L.C.

(57) **CLAIM**

We claim the ornamental design for a four piece crisscross grille insert, as shown and described.

**DESCRIPTION**

FIG. 1 is a perspective view of the four piece crisscross grille insert showing our new design;

FIG. 2 is a front elevational view thereof, the rear elevational view being a mirror image of that shown;

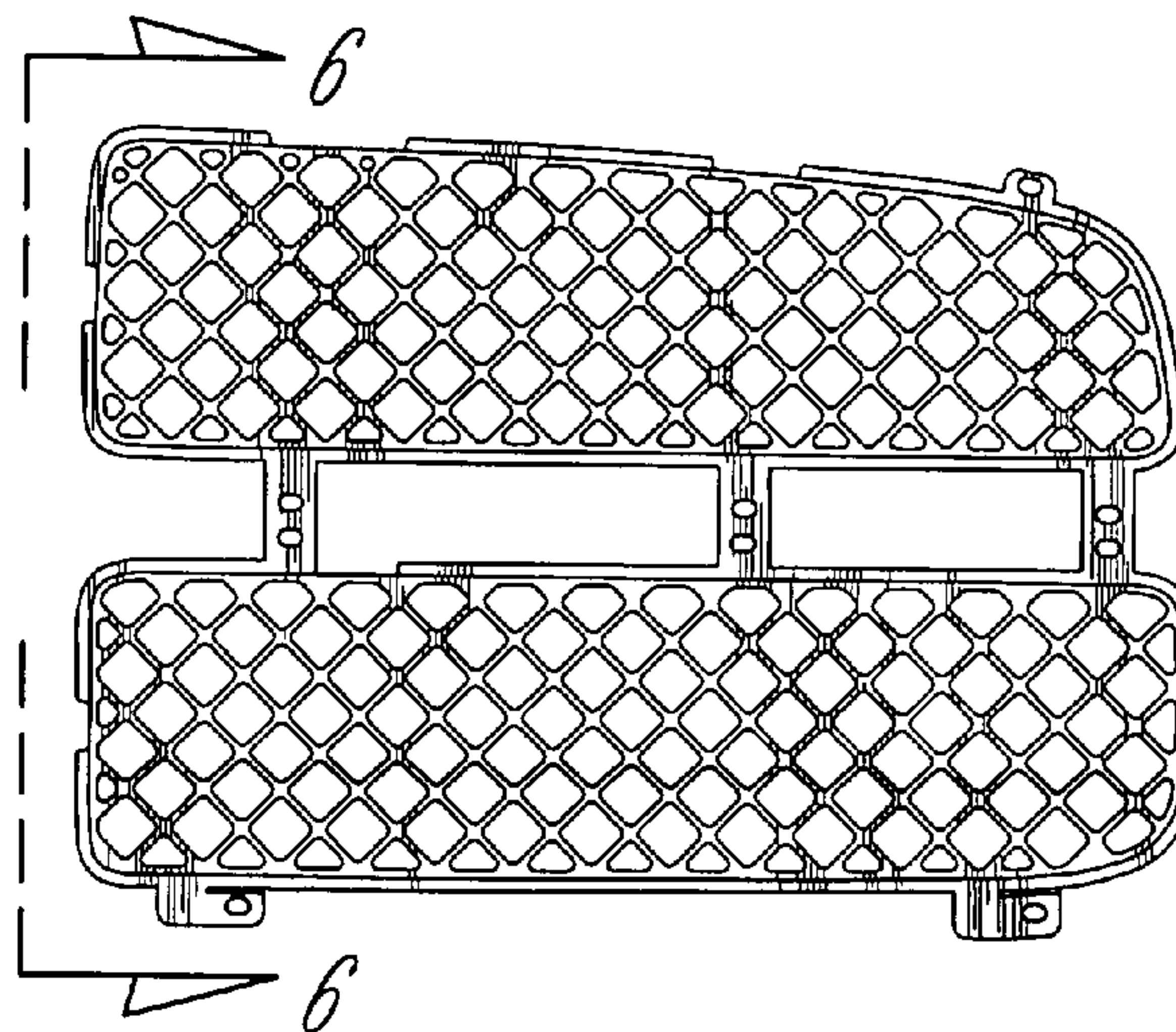
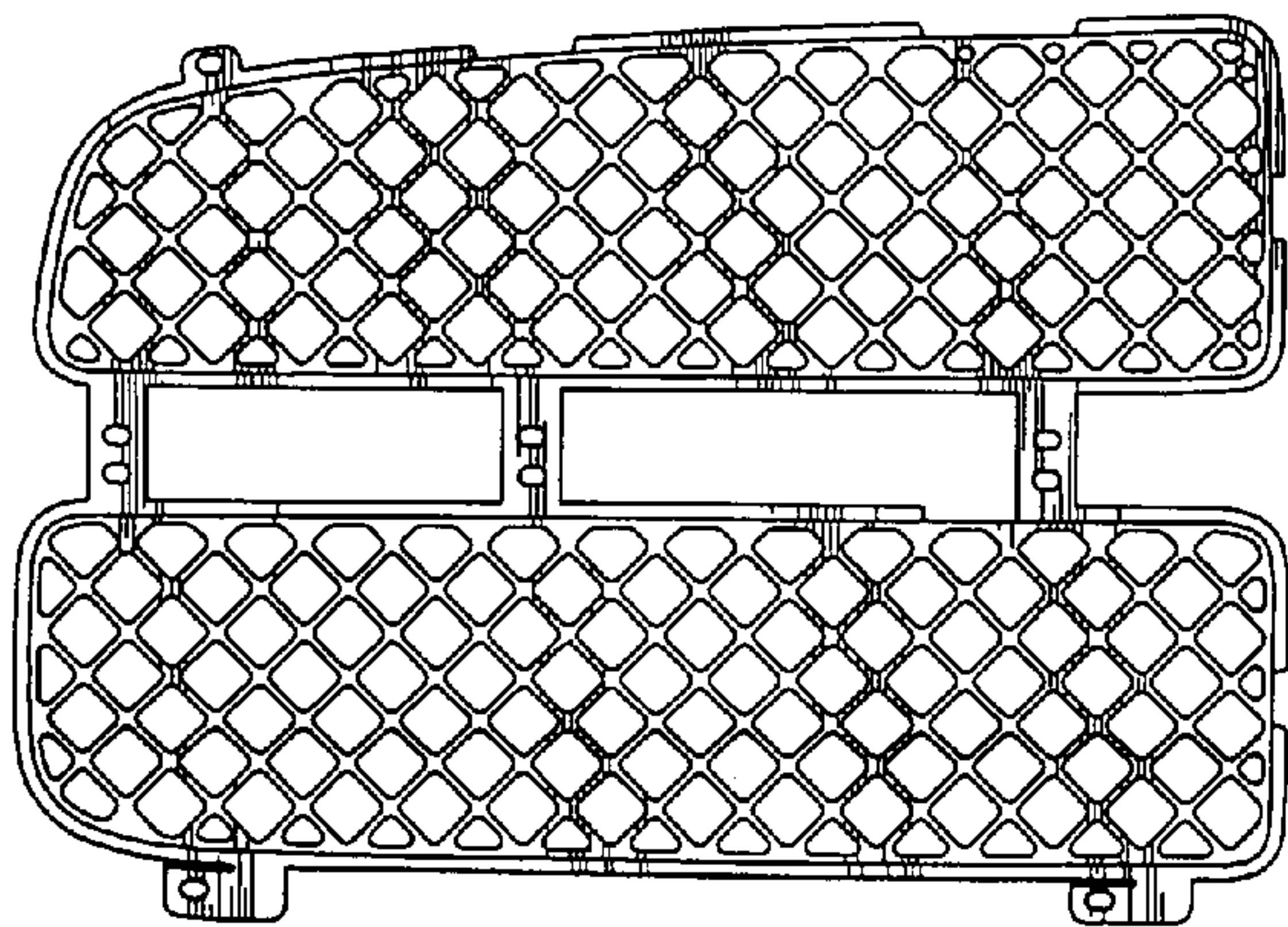
FIG. 3 is a top plan view thereof;

FIG. 4 is the bottom plan view thereof;

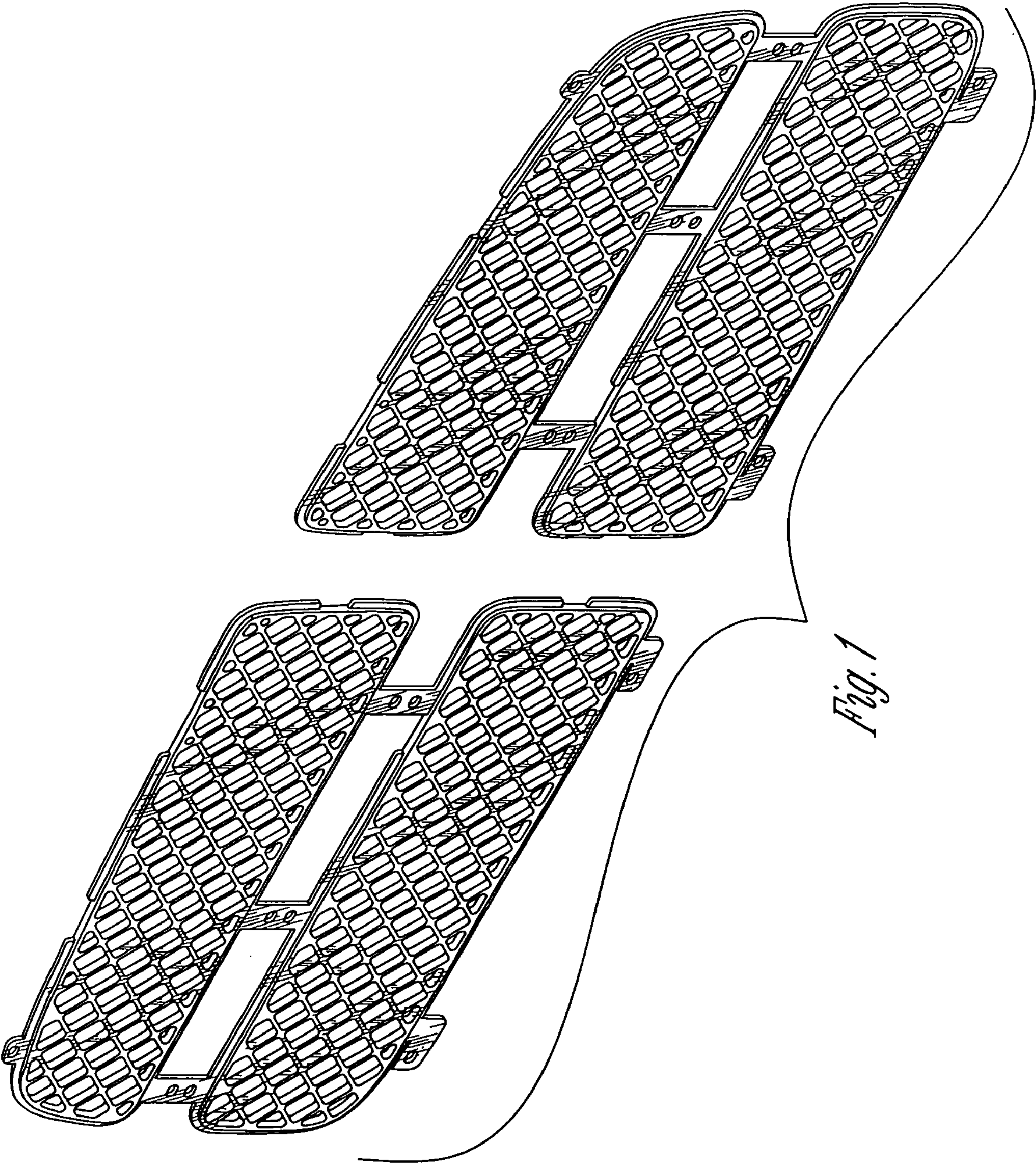
FIG. 5 is the side elevational view thereof, the opposite side elevational view being the same of that shown; and,

FIG. 6 is a sectional view along line 6-6 of FIG. 2, the opposite view the same of that shown.

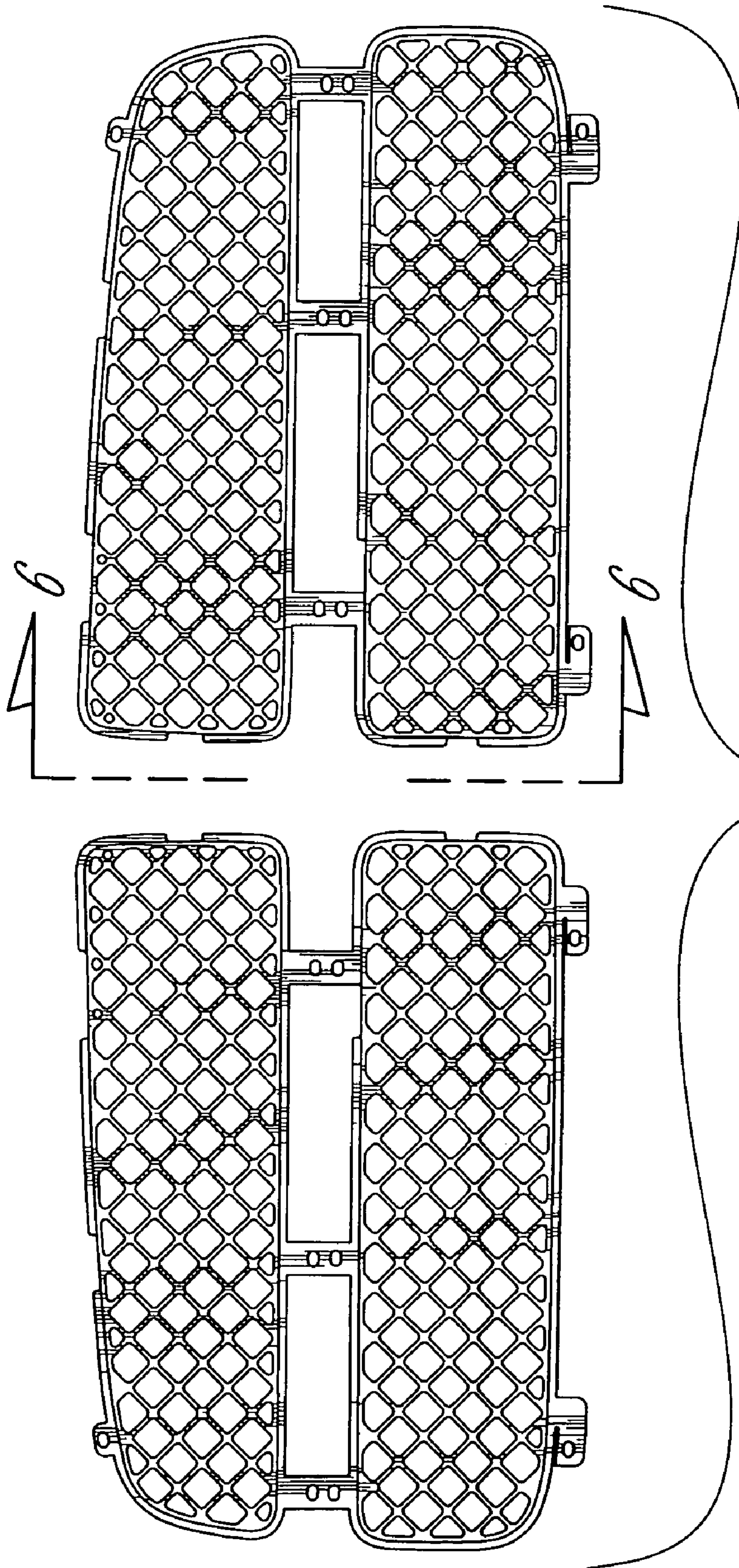
**1 Claim, 4 Drawing Sheets**





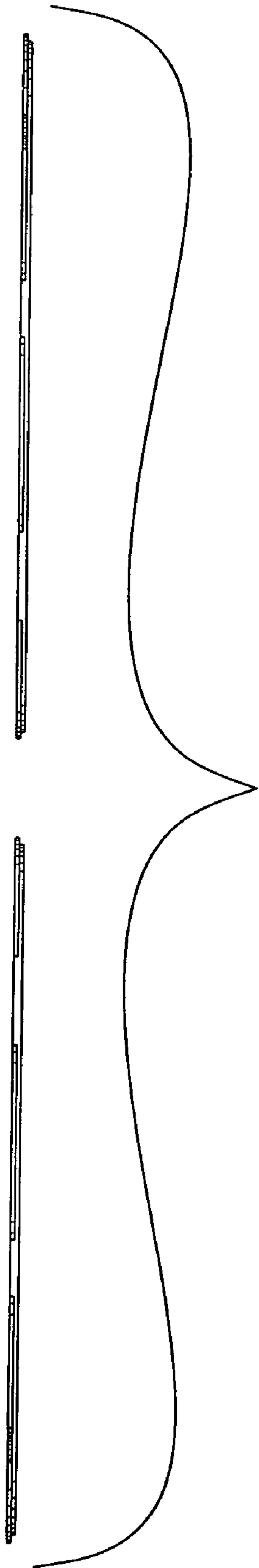


*Fig. 1*

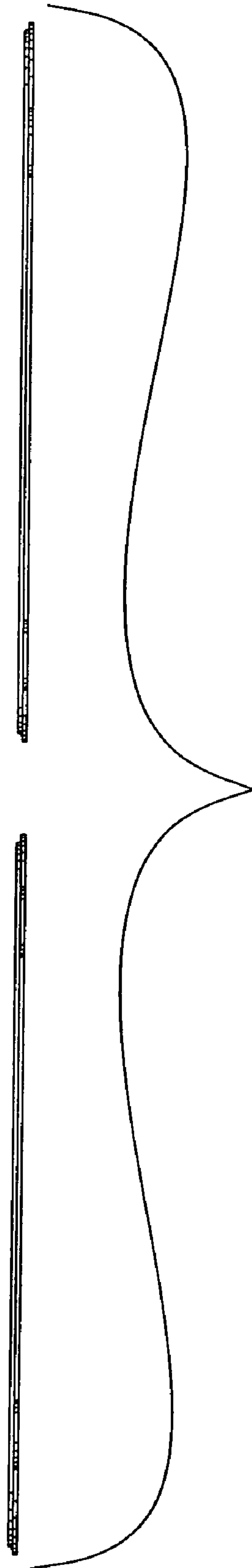


*Fig. 2*





*Fig. 3*



*Fig. 4*



*Fig. 5*



*Fig. 6*