

US00D546235S

(12) **United States Design Patent** (10) **Patent No.:** **US D546,235 S**  
**Sabet** (45) **Date of Patent:** **\*\* Jul. 10, 2007**

(54) **PENDANT SETTING**

(76) Inventor: **John F. Sabet**, Charleston Alexander Inc., 5924 Leesburg Pike, Falls Church, VA (US) 22041

(\*\*) Term: **14 Years**

(21) Appl. No.: **29/232,696**

(22) Filed: **Jun. 23, 2005**

(51) **LOC (8) Cl.** ..... **11-01**

(52) **U.S. Cl.** ..... **D11/91**

(58) **Field of Classification Search** ..... D11/1, D11/2, 6-12, 16, 26-28, 34-43, 47-75, 79, D11/89-93; 63/1.11-14.1, 20, 22, 23, 26-33  
See application file for complete search history.

(56) **References Cited**

**U.S. PATENT DOCUMENTS**

D37,576 S	*	10/1905	Wodiska	.....	D11/92
D50,762 S		5/1917	Sheff		
D63,548 S		12/1923	Anshen		
D68,149 S		9/1925	Lindeberg		
D107,649 S		12/1937	Kiepe		
D152,253 S		1/1949	Gaertner		
D192,380 S		3/1962	Colleman		
D245,590 S		8/1977	Laidlaw		
D403,611 S	*	1/1999	Lai	.....	D11/91
D420,936 S	*	2/2000	Murray	.....	D11/92
D439,190 S		3/2001	Itzkowitz		
D447,716 S		9/2001	Itzkowitz		
D451,046 S		11/2001	Itzkowitz		
D489,022 S		4/2004	Riggio		
D506,158 S		6/2005	McMullan et al.		

D513,203 S \* 12/2005 Liechtung ..... D11/35  
D513,712 S 1/2006 Koren  
D520,397 S 5/2006 Rives

\* cited by examiner

*Primary Examiner*—Doris Clark  
*Assistant Examiner*—Michael Pratt  
(74) *Attorney, Agent, or Firm*—Pillsbury Winthrop Shaw Pittman, LLP

(57) **CLAIM**

The ornamental design for a pendant setting, as shown and described.

**DESCRIPTION**

FIG. 1 is a top perspective view of a pendant setting showing my new design.

FIG. 2 is a top view thereof;

FIG. 3 is a bottom view thereof;

FIG. 4 is a right side view thereof;

FIG. 5 is a left side view thereof;


FIG. 6 is a front view thereof; and,

FIG. 7 is a rear view thereof.

Where included, broken lines showing environment or structure are for illustrative purposes only and form no part of the claimed design.

Particular views of an embodiment that are omitted indicate that the particular view is plain and unornamented or that the particular view does not elaborate upon any portion of the claimed design.

**1 Claim, 4 Drawing Sheets**






FIG. 1

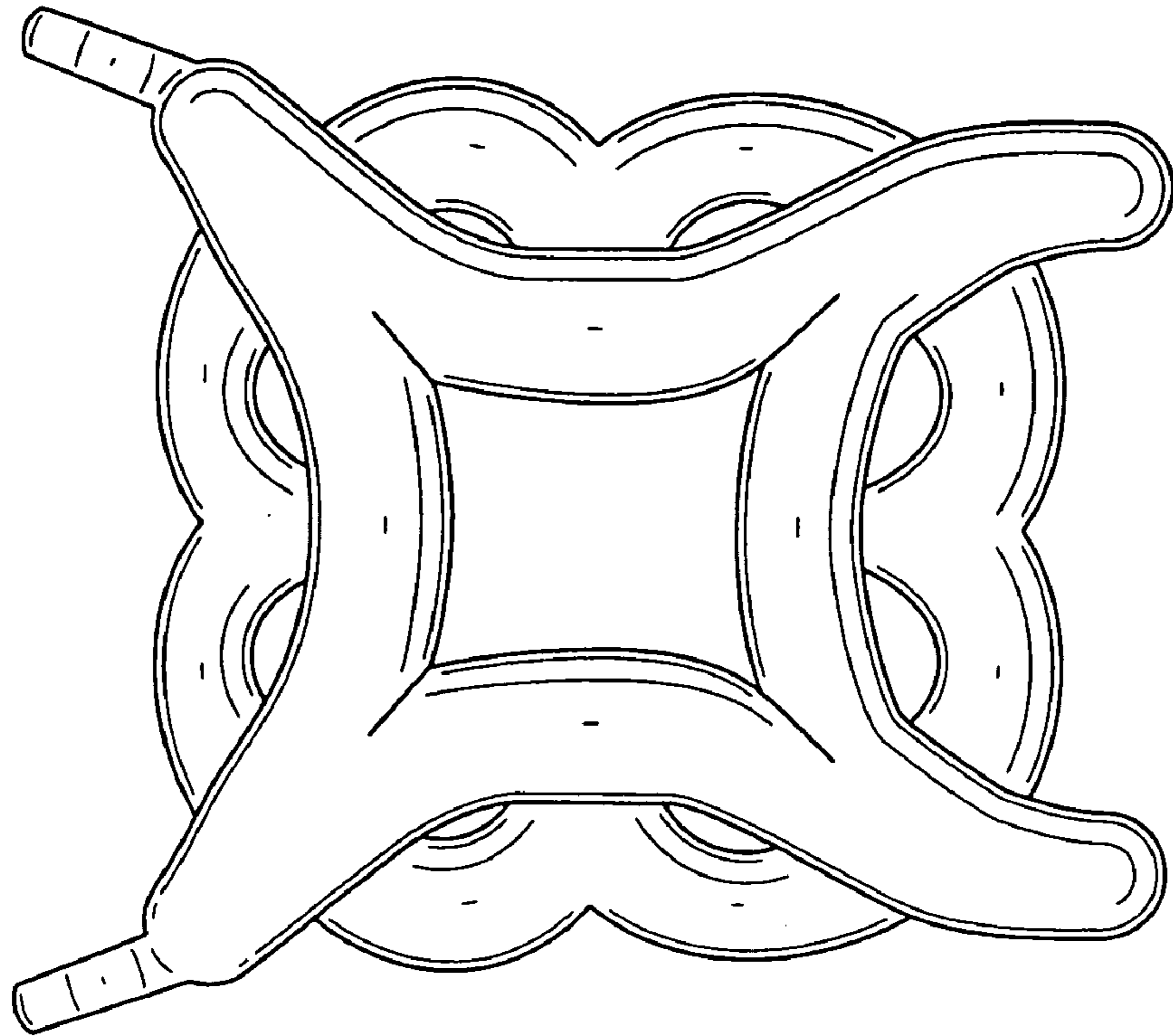


FIG. 3

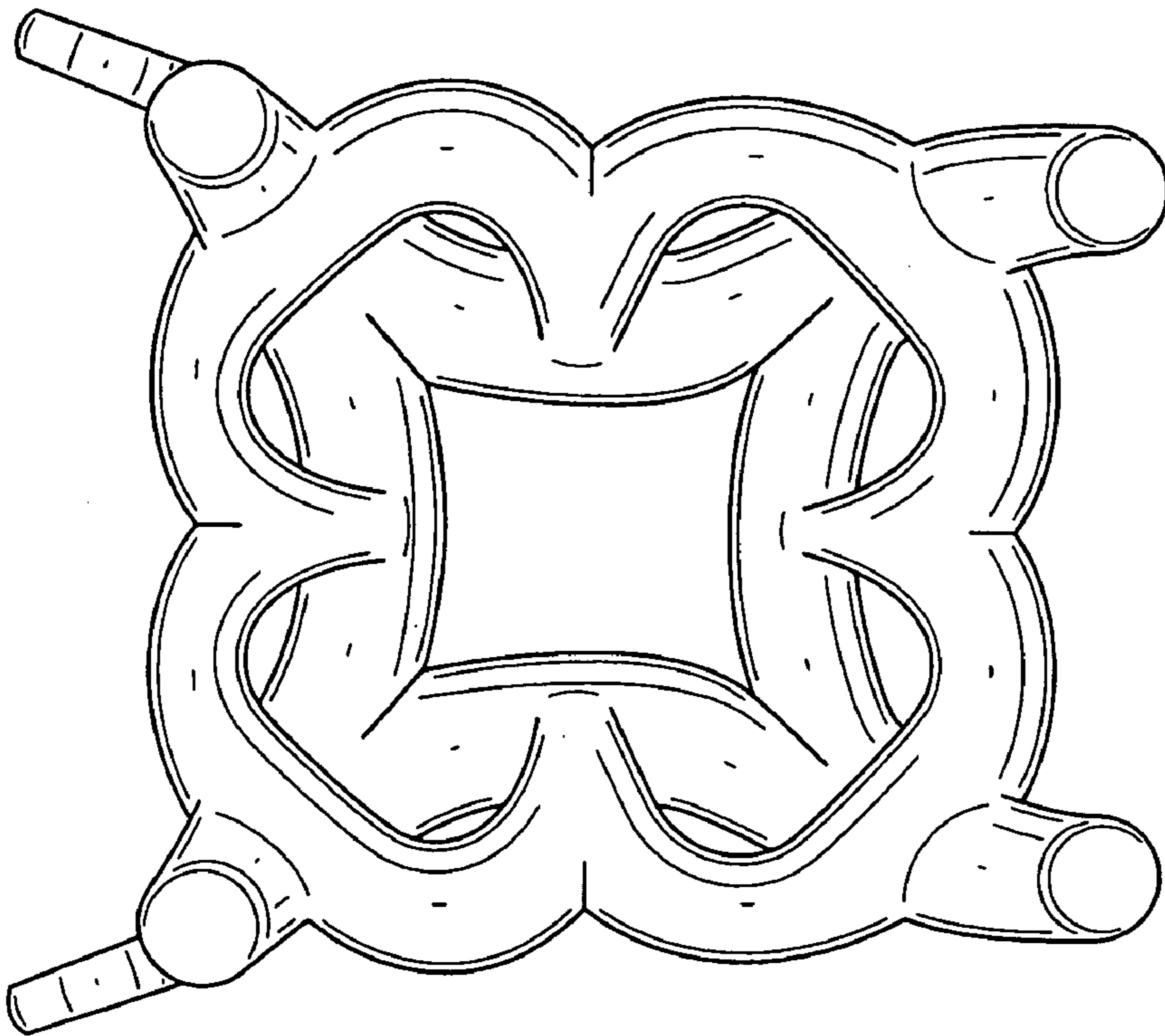


FIG. 2

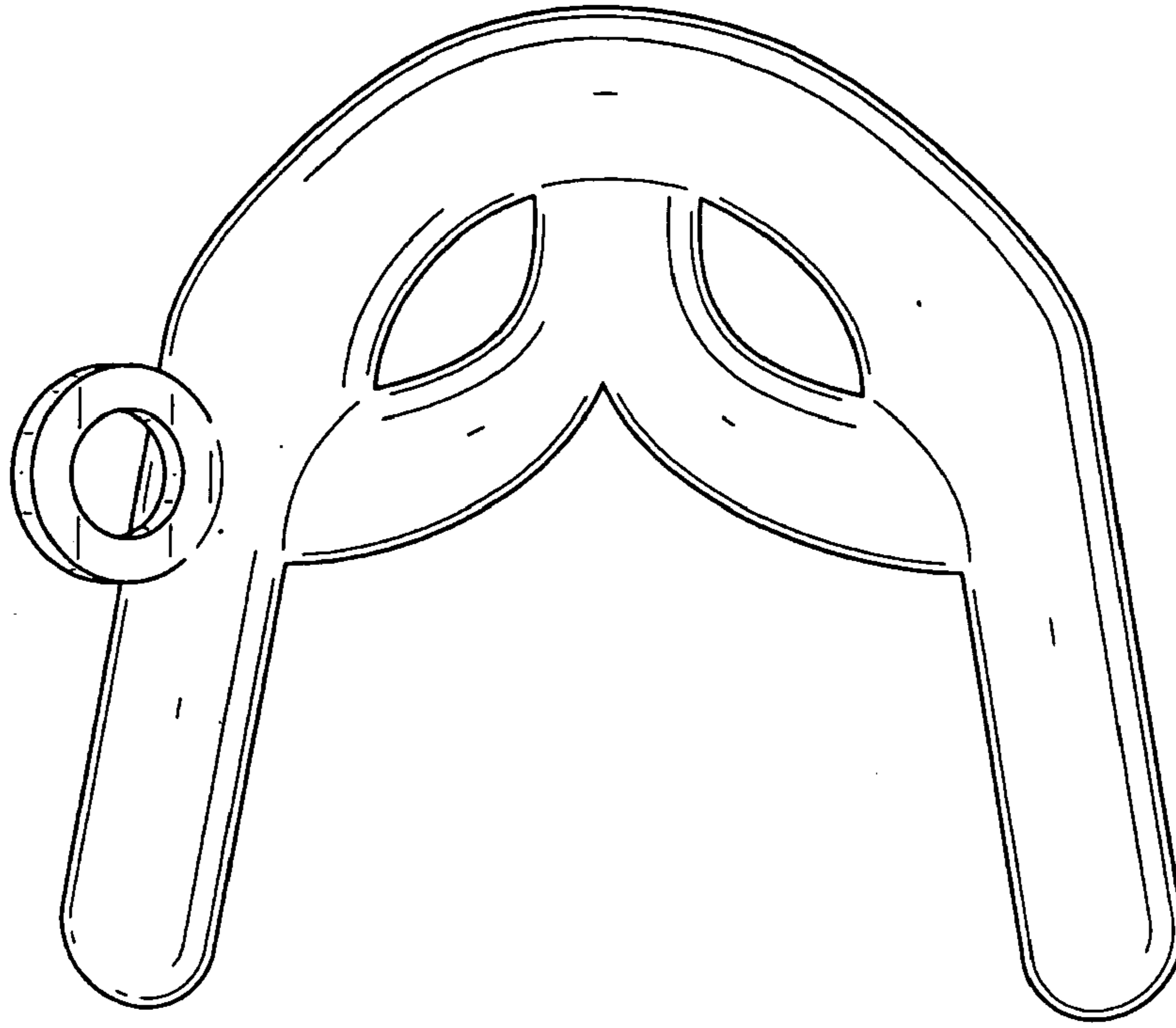


FIG. 5

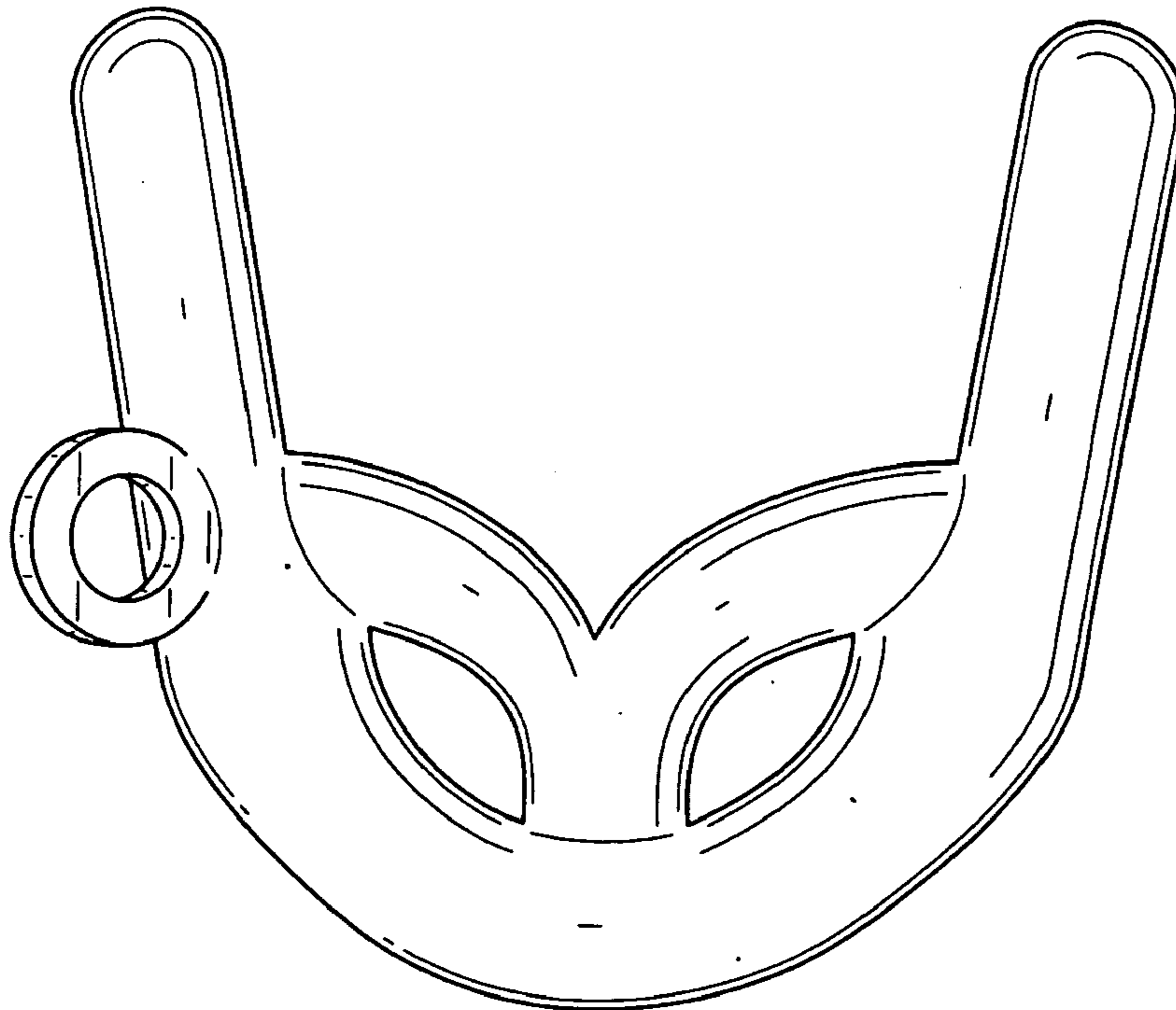


FIG. 4



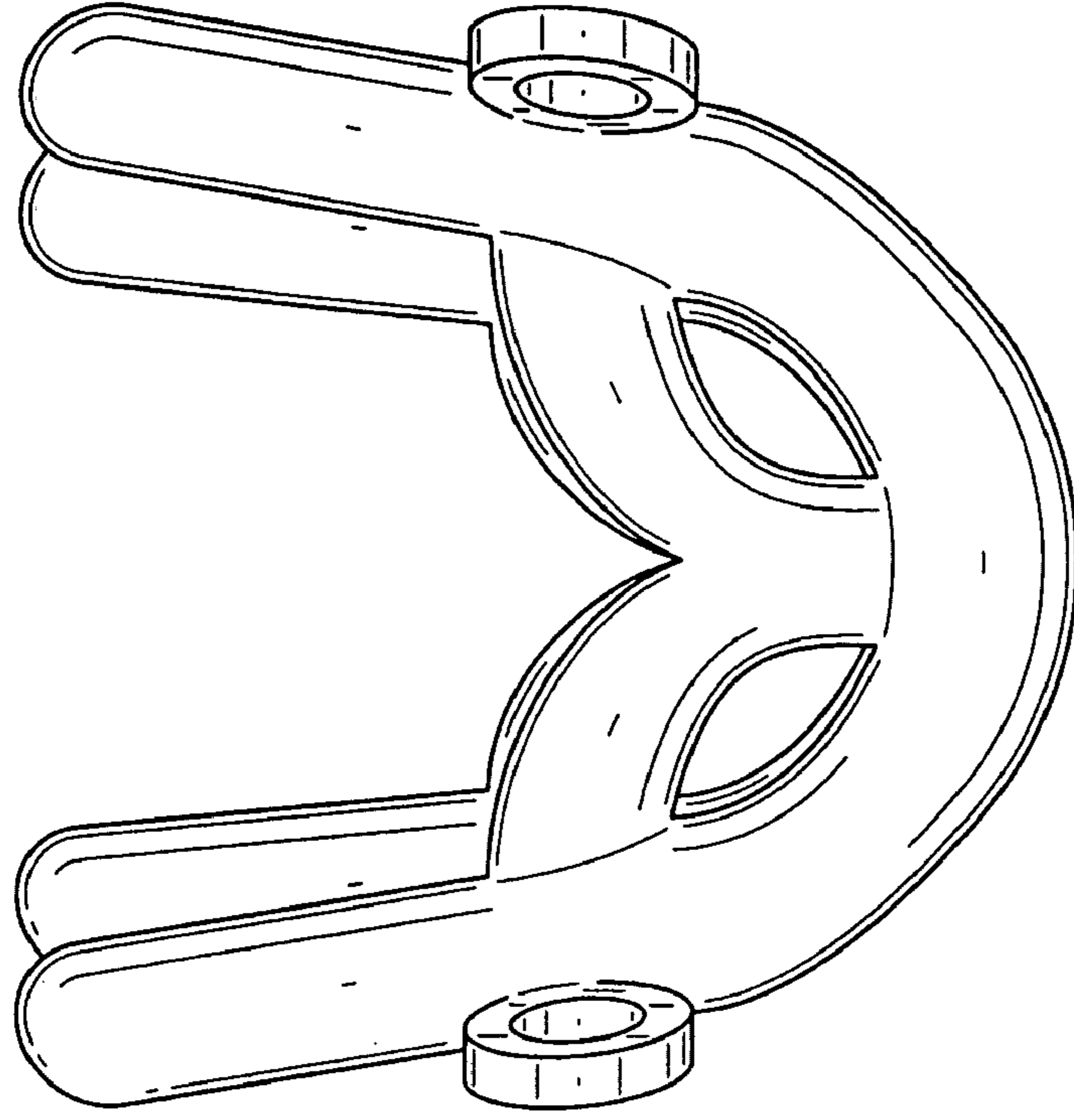


FIG. 7

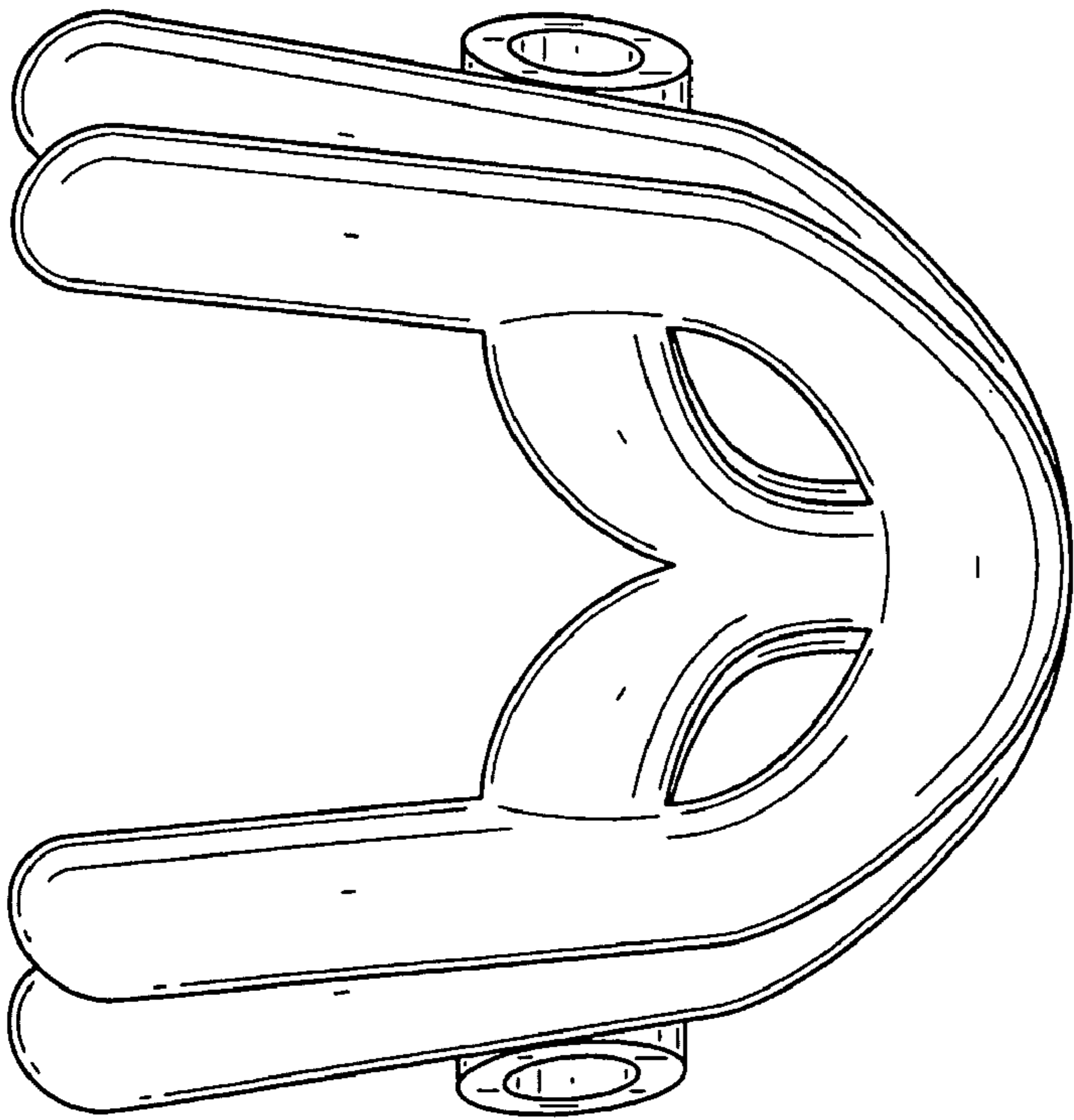


FIG. 6