



US00D546226S

(12) **United States Design Patent**
Brown

(10) **Patent No.:** **US D546,226 S**
(45) **Date of Patent:** **** Jul. 10, 2007**

(54) **BODY WEIGHT HEALTH VALUE BAND**

(76) Inventor: **Frank L. Brown**, 14311 Leaffield Dr.,
Midlothian, VA (US) 23113-6005

(**) Term: **14 Years**

(21) Appl. No.: **29/240,890**

(22) Filed: **Oct. 20, 2005**

(51) **LOC (8) Cl.** **11-01**

(52) **U.S. Cl.** **D11/4**

(58) **Field of Classification Search** D11/1-8,
D11/30, 61; 63/1.1, 2, 3; D9/252; 40/21,
40/21 C, 633; D10/32; 224/219; 24/3.2,
24/546

See application file for complete search history.

(56) **References Cited**

U.S. PATENT DOCUMENTS

2,827,309	A *	3/1958	Fred	281/5
3,802,011	A *	4/1974	Castagnola	441/75
3,889,411	A *	6/1975	Laugherty et al.	40/633
4,154,011	A *	5/1979	Rakestraw et al.	40/625
4,906,025	A *	3/1990	Schreindl	D3/215
5,343,608	A *	9/1994	MacDonald	63/3
5,491,984	A *	2/1996	Loch	63/3
5,740,623	A *	4/1998	Juhan et al.	40/633
D420,616	S *	2/2000	Saloom	D11/3
6,378,827	B1 *	4/2002	Kacines	248/301
6,471,091	B1 *	10/2002	Unverzagt	224/219

6,663,006	B2 *	12/2003	Mullins et al.	235/472.03
2005/0060911	A1 *	3/2005	Falone et al.	36/44
2005/0066563	A1 *	3/2005	Juhan et al.	40/633
2006/0042139	A1 *	3/2006	Mendes	40/633
2006/0179542	A1 *	8/2006	Pierce	2/170

OTHER PUBLICATIONS

<http://web.archive.org/web/20040903222539/www.aerorubber.com/custom.htm>.*

* cited by examiner

Primary Examiner—Louis Zarfaz
Assistant Examiner—Michael Pratt

(57) **CLAIM**

The ornamental design for a body weight health value band, as shown and described.

DESCRIPTION

FIG. 1 is a perspective view from the top of this design invention;

FIG. 2 is a front elevation view thereof;

FIG. 3 is a rear elevation thereof;

FIG. 4 is a side elevation view thereof, the opposite side elevation being identical in appearance;

FIG. 5 is a top plan view of this design invention; and,

FIG. 6 is a bottom plan view of this design invention.

1 Claim, 4 Drawing Sheets






FIG. 1




FIG. 2

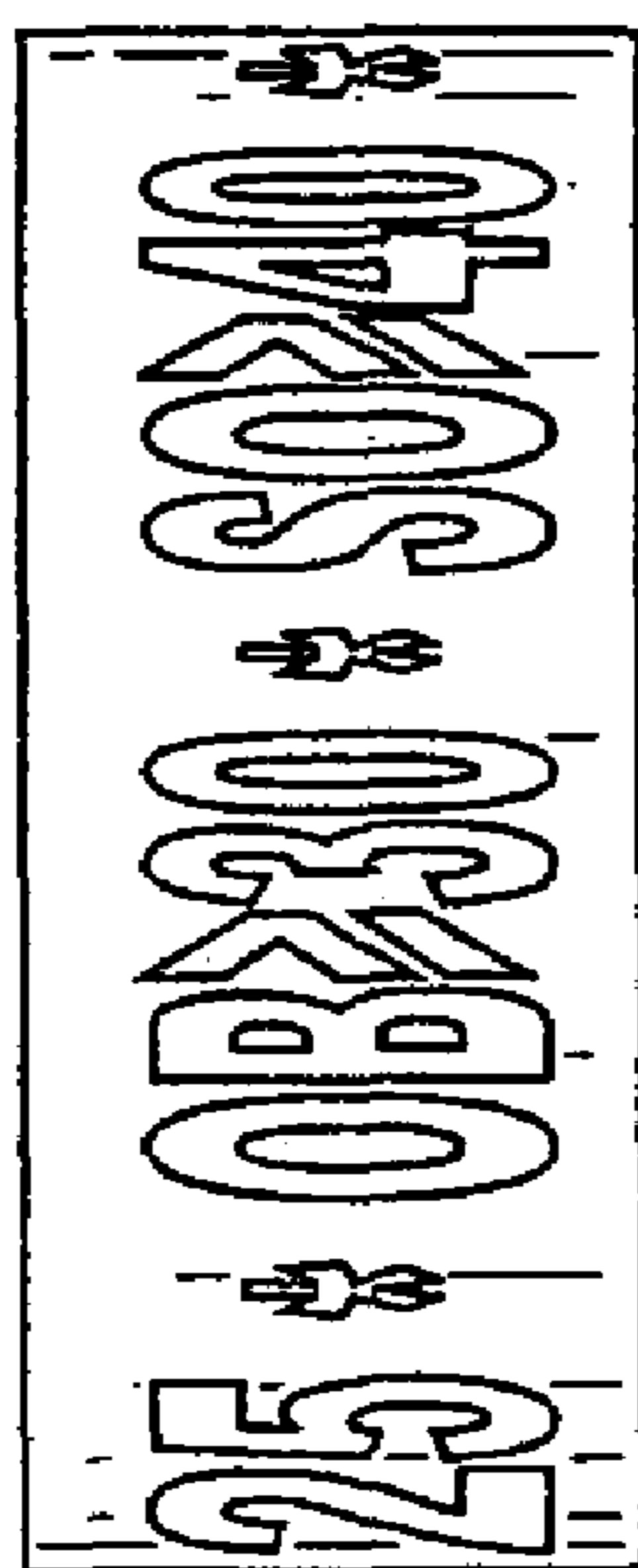


FIG. 3




FIG. 4




FIG. 5

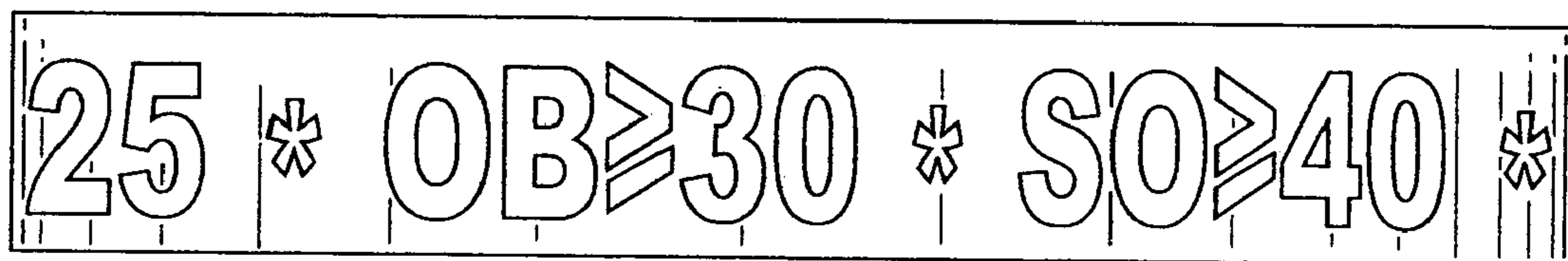


FIG. 6