

US00D546220S

(12) **United States Design Patent**  
**Hartman et al.**

(10) **Patent No.:** **US D546,220 S**

(45) **Date of Patent:** **\*\* Jul. 10, 2007**

(54) **SCALE**

(75) Inventors: **John Hartman**, Chicago, IL (US); **Kit Mok**, Santa Monica, CA (US); **James G. Montagnino**, Saint Charles, IL (US)

(73) Assignee: **Tanita Corporation**, Tokyo (JP)

(\*\*) Term: **14 Years**

(21) Appl. No.: **29/254,579**

(22) Filed: **Feb. 27, 2006**

(51) **LOC (8) Cl.** ..... **10-04**

(52) **U.S. Cl.** ..... **D10/91**

(58) **Field of Classification Search** ..... D10/87-95;  
177/4, 25.12-25.16, 177, 199, 210 R, 238-245,  
177/DIG. 3, 262, 210 C, 30, 126-127; 324/692,  
324/512, 515, 806; 600/506, 547  
See application file for complete search history.

(56) **References Cited**

**U.S. PATENT DOCUMENTS**

|            |   |         |                 |       |        |
|------------|---|---------|-----------------|-------|--------|
| D470,782 S | * | 2/2003  | Motomizu        | ..... | D10/92 |
| D472,833 S | * | 4/2003  | Thadani         | ..... | D10/91 |
| D505,348 S | * | 5/2005  | Lee             | ..... | D10/91 |
| D518,398 S | * | 4/2006  | Kesselman       | ..... | D10/91 |
| D519,048 S | * | 4/2006  | Kesselman       | ..... | D10/91 |
| D520,891 S | * | 5/2006  | Motomizu et al. | ..... | D10/91 |
| D521,889 S | * | 5/2006  | Kesselman       | ..... | D10/91 |
| D521,890 S | * | 5/2006  | Motomizu et al. | ..... | D10/91 |
| D524,671 S | * | 7/2006  | Huang           | ..... | D10/91 |
| D529,831 S | * | 10/2006 | Malhi           | ..... | D10/91 |
| D531,075 S | * | 10/2006 | Vantine         | ..... | D10/92 |

\* cited by examiner

*Primary Examiner*—Antoine D. Davis

(74) *Attorney, Agent, or Firm*—McDermott Will & Emery LLP

(57) **CLAIM**

The ornamental design for a scale, as shown and described.

**DESCRIPTION**

FIG. 1 is a front perspective view of the scale with its cover closed, showing the new design;

FIG. 2 is a front view of the scale with its cover closed;

FIG. 3 is a rear view of the scale with its cover closed;

FIG. 4 is a side view of the scale with its cover closed;

FIG. 5 is another side view of the scale with its cover closed;

FIG. 6 is a top view of the scale with its cover closed;

FIG. 7 is a bottom view of the scale with its cover closed;

FIG. 8 is a front perspective view of the scale with its cover opened;

FIG. 9 is a front view of the scale with its cover opened;

FIG. 10 is a rear view of the scale with its cover opened;

FIG. 11 is a side view of the scale with its cover opened;


FIG. 12 is another side view of the scale with its cover opened;

FIG. 13 is a top view of the scale with its cover opened; and,

FIG. 14 is a bottom view of the scale with its cover opened.

The broken line showing of various element of the scale are included for the purpose of illustrating non-claimed subject matter and forms no part of the claimed design.

**1 Claim, 13 Drawing Sheets**



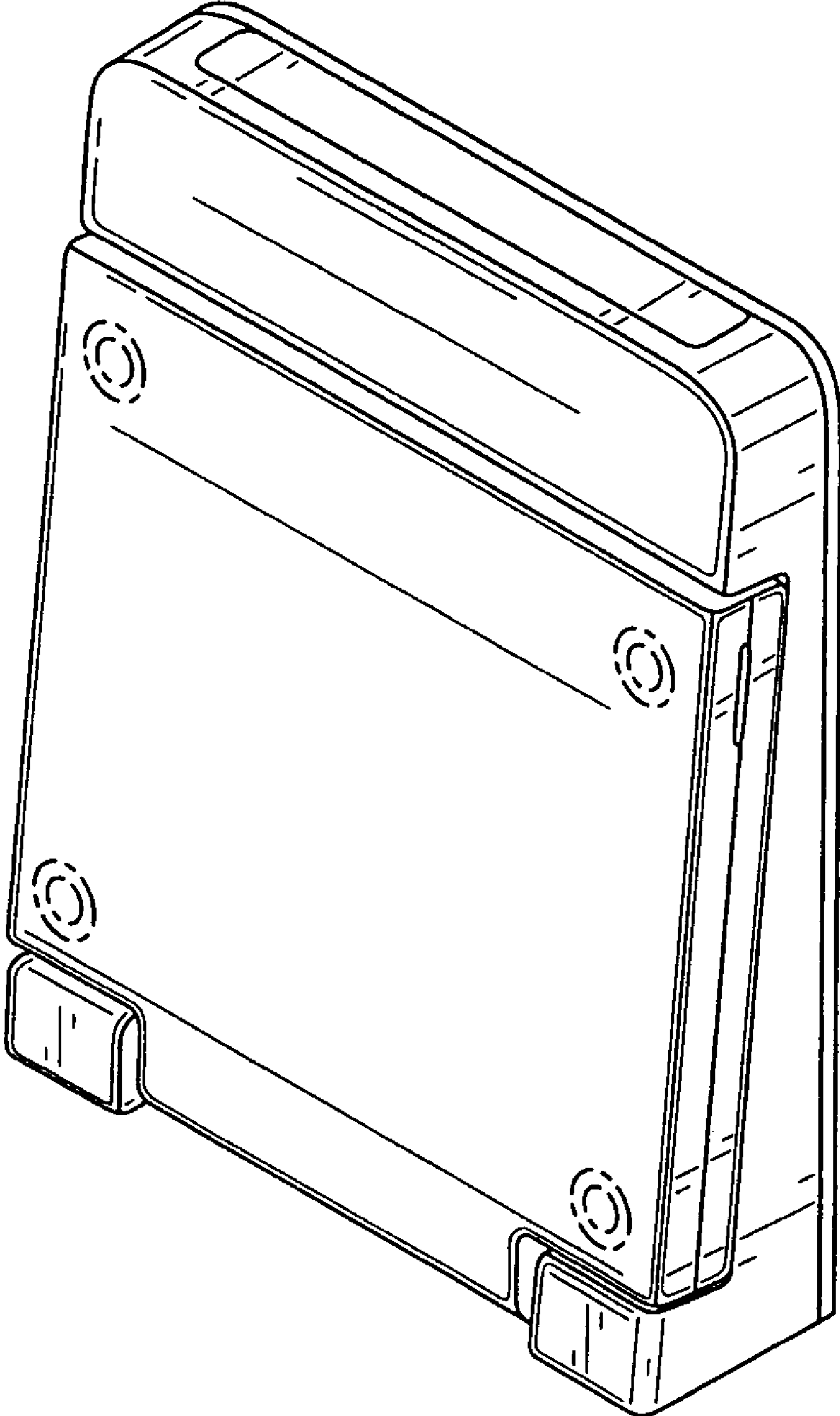


FIG. 1




FIG. 2

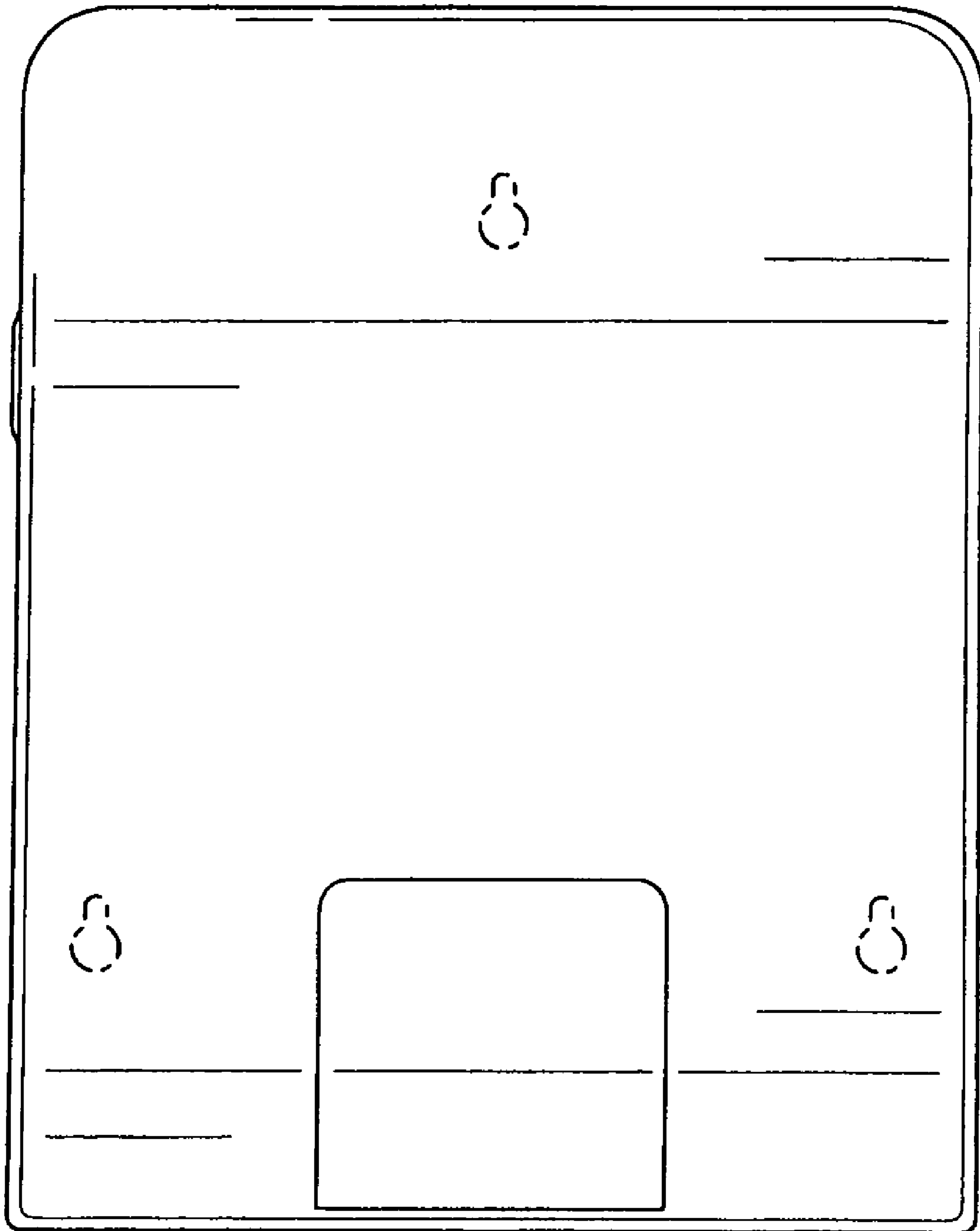


FIG. 3



FIG. 4



FIG. 5




FIG. 6




FIG. 7



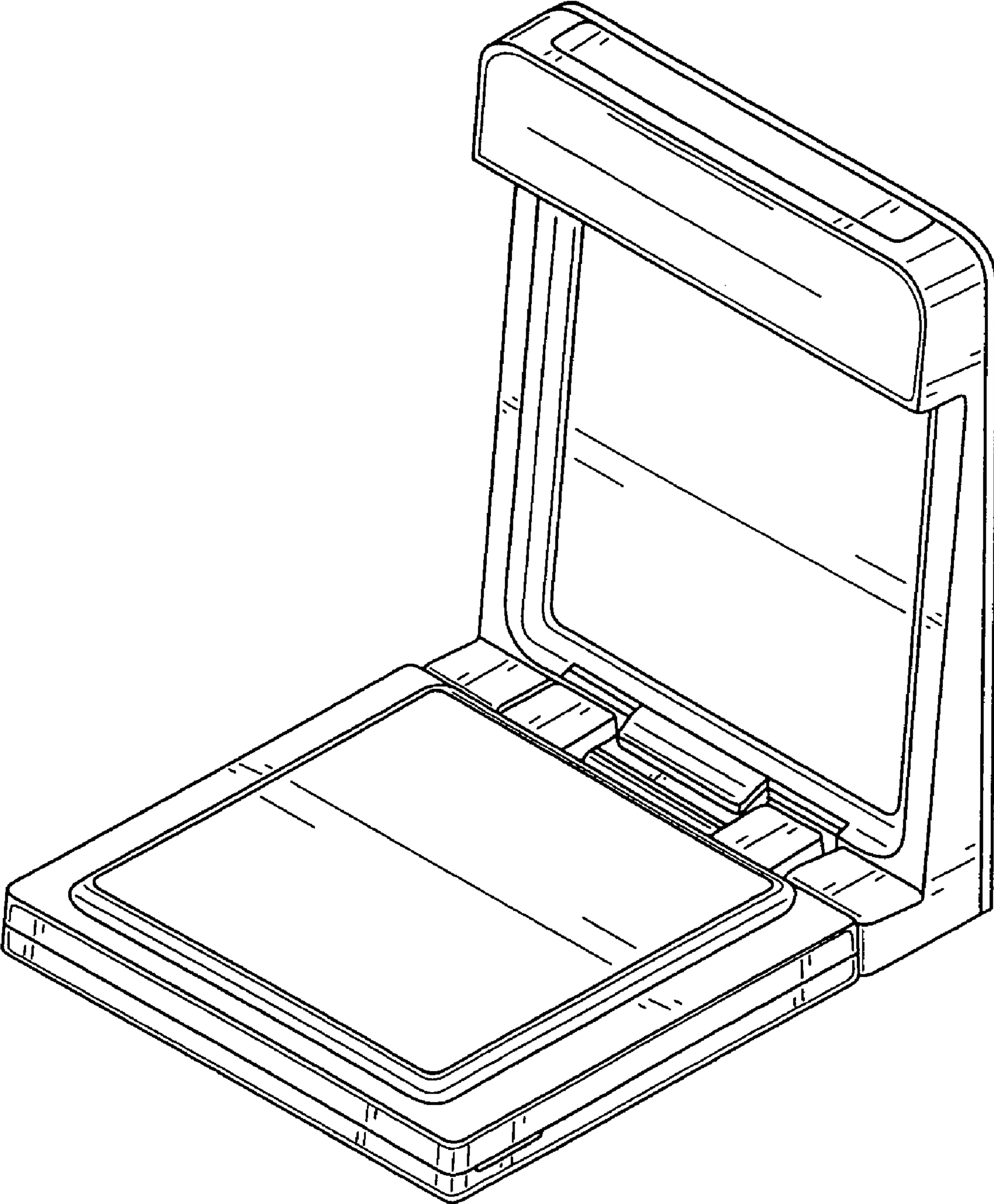


FIG. 8



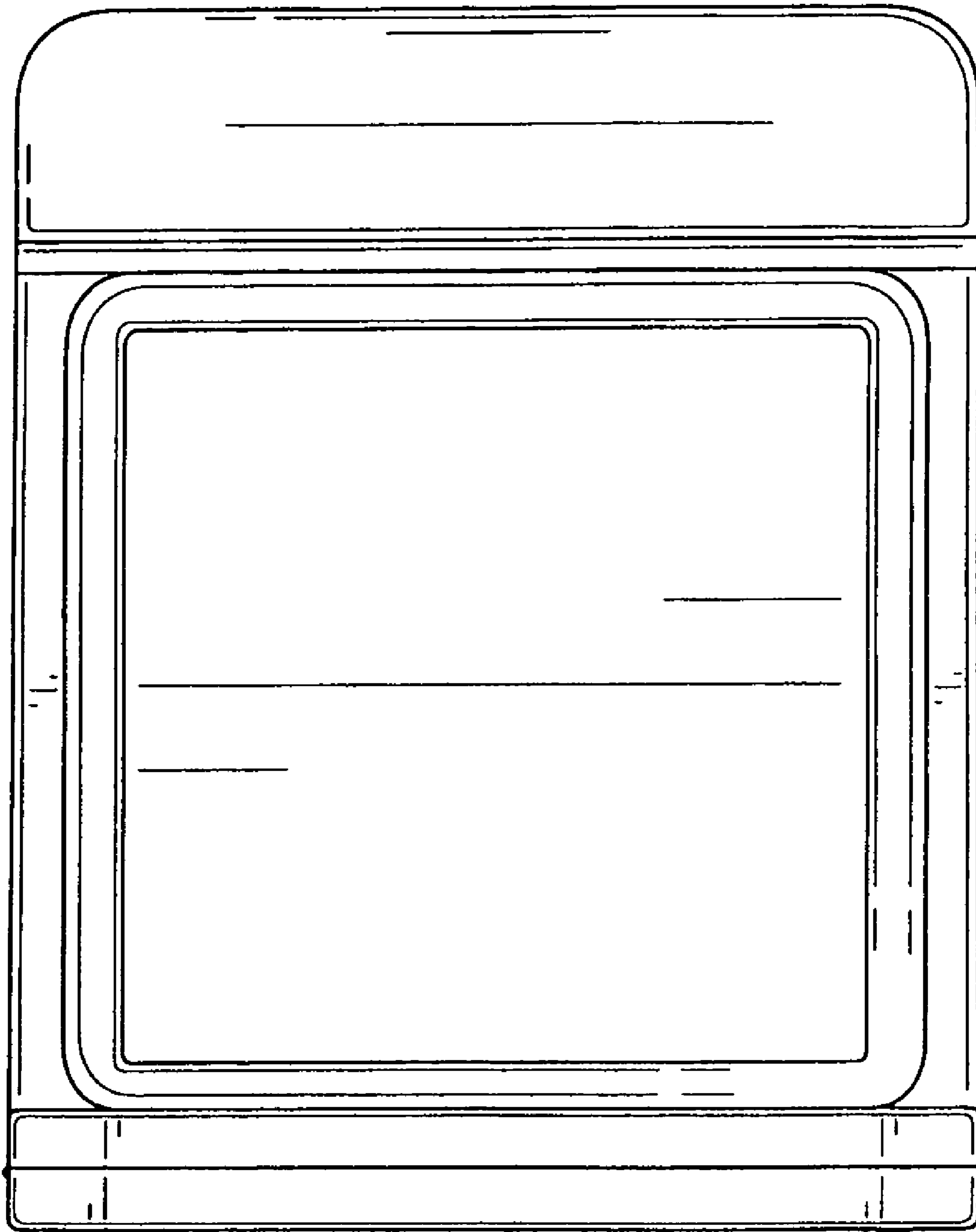


FIG. 9

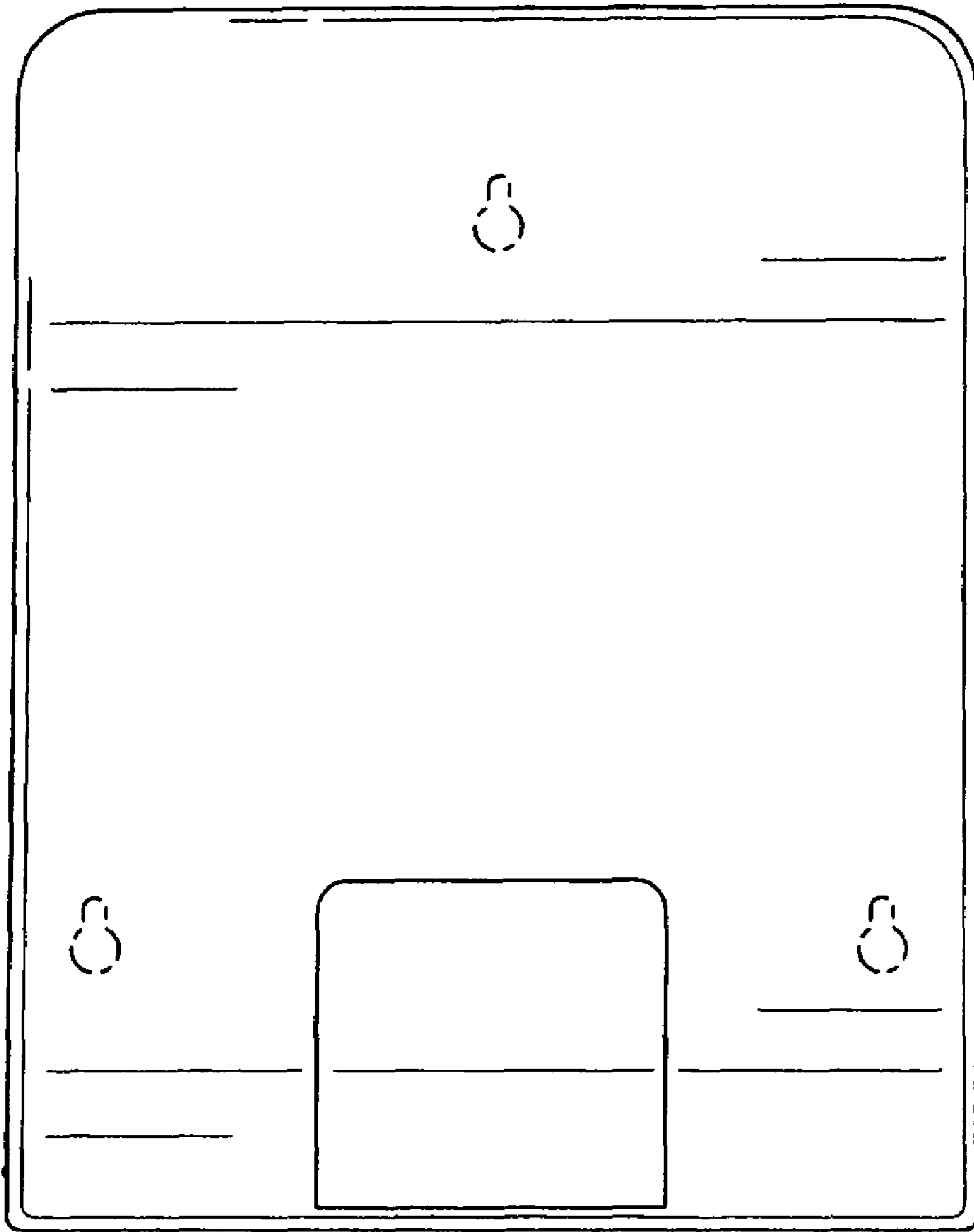


FIG. 10




FIG. 11




FIG. 12

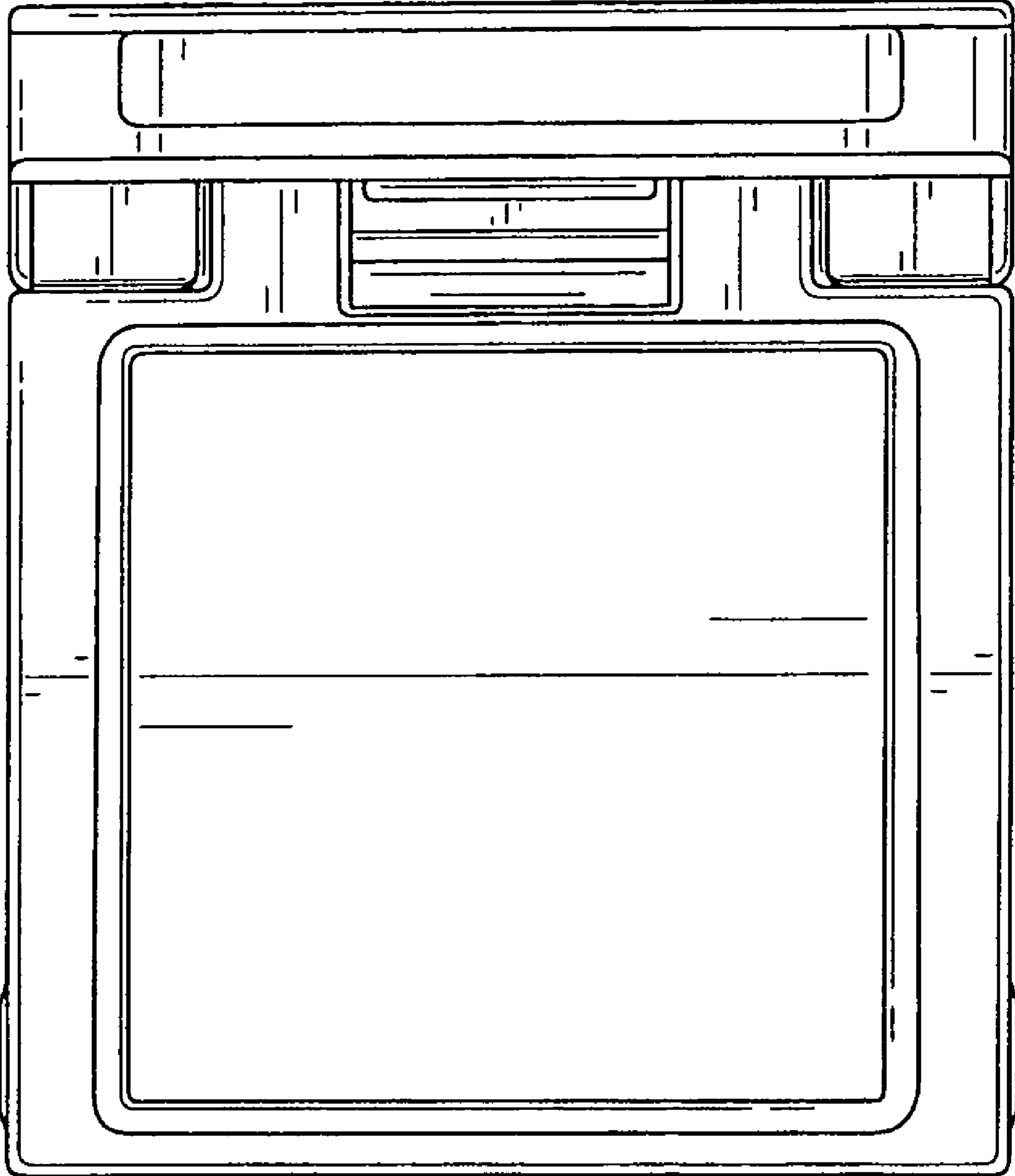


FIG. 13




FIG. 14