



US00D546219S

(12) **United States Design Patent**  
**Juteau**

(10) **Patent No.:** **US D546,219 S**

(45) **Date of Patent:** **\*\* Jul. 10, 2007**

(54) **SCALE**

D521,880 S \* 5/2006 Drew et al. .... D10/91  
D522,895 S \* 6/2006 Petrucelli .... D10/92

(75) Inventor: **Patrick Juteau**, Rumilly (FR)

(73) Assignee: **Tefal** (FR)

\* cited by examiner

(\*\*) Term: **14 Years**

*Primary Examiner*—Antoine D. Davis  
(74) *Attorney, Agent, or Firm*—Robert F. Zielinski; Wolf Block Schorr & Solis-Cohen, LLP

(21) Appl. No.: **29/240,248**

(22) Filed: **Oct. 11, 2005**

(57) **CLAIM**

(30) **Foreign Application Priority Data**

The ornamental design for a scale, as shown and described.

Apr. 12, 2005 (FR) ..... 05 1923

(51) **LOC (8) Cl.** ..... **10-04**

(52) **U.S. Cl.** ..... **D10/91; D10/92**

(58) **Field of Classification Search** ..... D10/87-95;  
177/4, 25.12-25.16, 177, 199, 210 R, 238-245,  
177/DIG. 3, 262, 210 C, 30, 126-127; 324/692,  
324/512, 515, 806; 600/506, 547

See application file for complete search history.

**DESCRIPTION**

FIG. 1 is a perspective view of the scale showing my design.

FIG. 2 is a top view of the scale of FIG. 1.

FIG. 3 is a bottom view of the scale of FIG. 1.

FIG. 4 is a front view of the scale of FIG. 1.

FIG. 5 is a left side of the scale of FIG. 1.

FIG. 6 is a right side of the scale of FIG. 1; and,


FIG. 7 is a rear view of the scale of FIG. 1

(56) **References Cited**

**U.S. PATENT DOCUMENTS**

D458,552 S \* 6/2002 Ekelund ..... D10/91

**1 Claim, 7 Drawing Sheets**






Fig. 1




Fig. 2



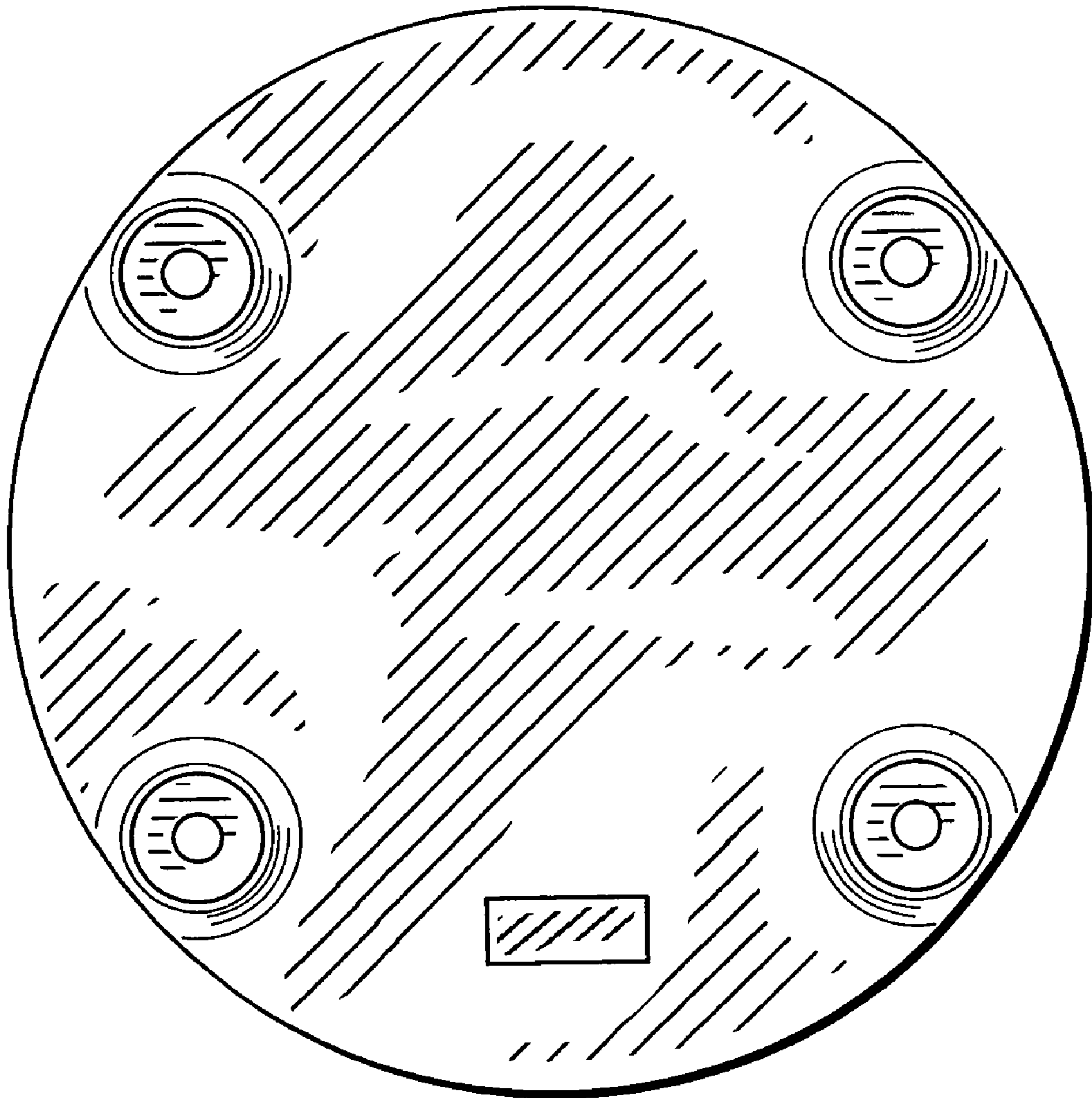


Fig. 3





Fig. 4



**Fig. 5**




Fig. 6




Fig. 7