

US00D546207S

(12) **United States Design Patent**
Sirmakes

(10) **Patent No.:** **US D546,207 S**

(45) **Date of Patent:** **** Jul. 10, 2007**

(54) **WRISTWATCH**

D506,684 S * 6/2005 Junod D10/30
D519,853 S * 5/2006 Sirmakes D10/32

(75) Inventor: **Vartan Sirmakes**, Genthod (CH)

FOREIGN PATENT DOCUMENTS

(73) Assignee: **Frank Muller Watchland SA**, Genthod (CH)

CH 690514 A5 * 9/2000
CH 692526 A5 * 7/2002
WO DM 058718 * 3/2001

(**) Term: **14 Years**

OTHER PUBLICATIONS

(21) Appl. No.: **29/241,134**

Swiss Watch and Jewelry Journal, Jan. 1995, p. 9, watch.*

(22) Filed: **Oct. 25, 2005**

* cited by examiner

(30) **Foreign Application Priority Data**

Primary Examiner—Lucy Lieberman

Apr. 25, 2005 (CH) 131 712

(74) *Attorney, Agent, or Firm*—Sughrue Mion, PLLC

(51) **LOC (8) Cl.** **10-02**

(57) **CLAIM**

(52) **U.S. Cl.** **D10/39**

The ornamental design for a wristwatch, as shown.

(58) **Field of Classification Search** D10/30–39,
D10/122–132; 368/276–278, 281–283, 285,
368/228, 232, 223, 28

DESCRIPTION

See application file for complete search history.

The patent or application file contains at least one drawing executed in color. Copies of this patent or patent application publication with color drawing(s) will be provided by the Office upon request and payment of the necessary fee.

(56) **References Cited**

FIG. 1 is a perspective view of the front and right side of a wristwatch showing my new design;

U.S. PATENT DOCUMENTS

1,905,682 A * 4/1933 Carlson 368/281
2,518,163 A * 8/1950 Megar 63/4
D404,320 S * 1/1999 Chodat D10/39
D420,293 S * 2/2000 Parmigiani D10/30
D470,060 S * 2/2003 Grimoldi D10/39
D490,000 S * 5/2004 Lassigne D10/32
D490,721 S * 6/2004 Chodat D10/39
D491,820 S * 6/2004 Bitetto D10/39
D493,375 S * 7/2004 Arabov D10/39
D494,478 S * 8/2004 Arabov D10/39
D496,296 S * 9/2004 Nataf D10/126
D497,813 S * 11/2004 Monti D10/39

FIG. 2 is a front elevational view thereof;

FIG. 3 is a rear elevational view thereof;


FIG. 4 is a right side elevational view thereof;

FIG. 5 is a left side elevational view thereof;

FIG. 6 is a top plan view thereof; and,

FIG. 7 is a bottom plan view thereof.

1 Claim, 7 Drawing Sheets
(7 of 7 Drawing Sheet(s) Filed in Color)






Fig. 1




Fig. 2




Fig. 3

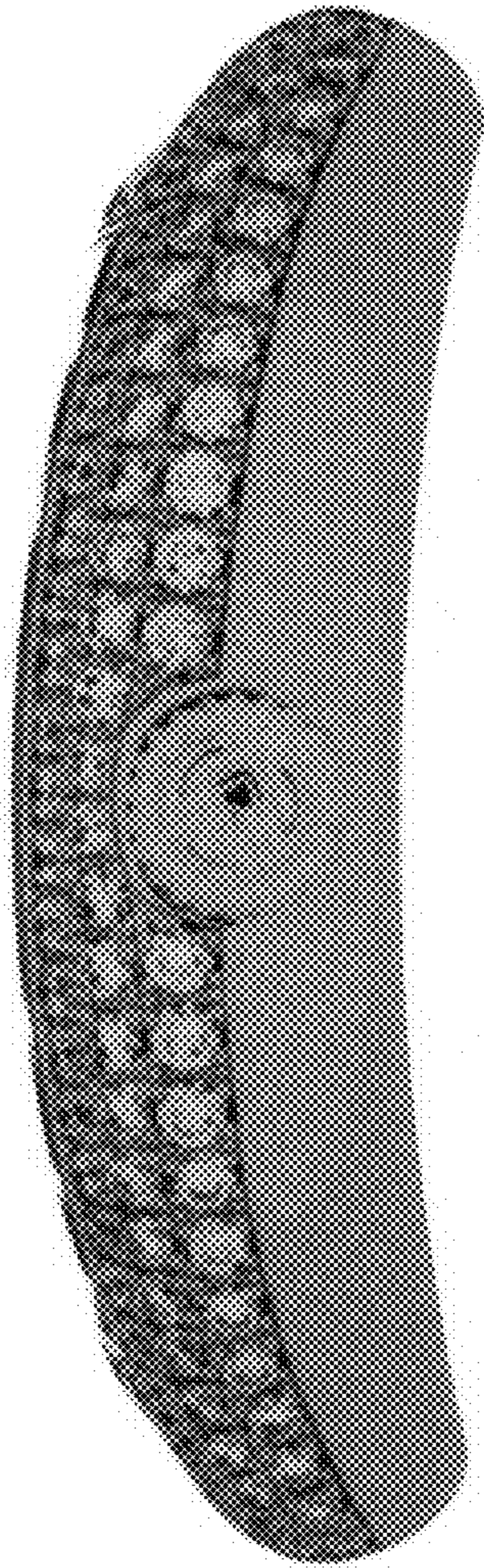


Fig. 4

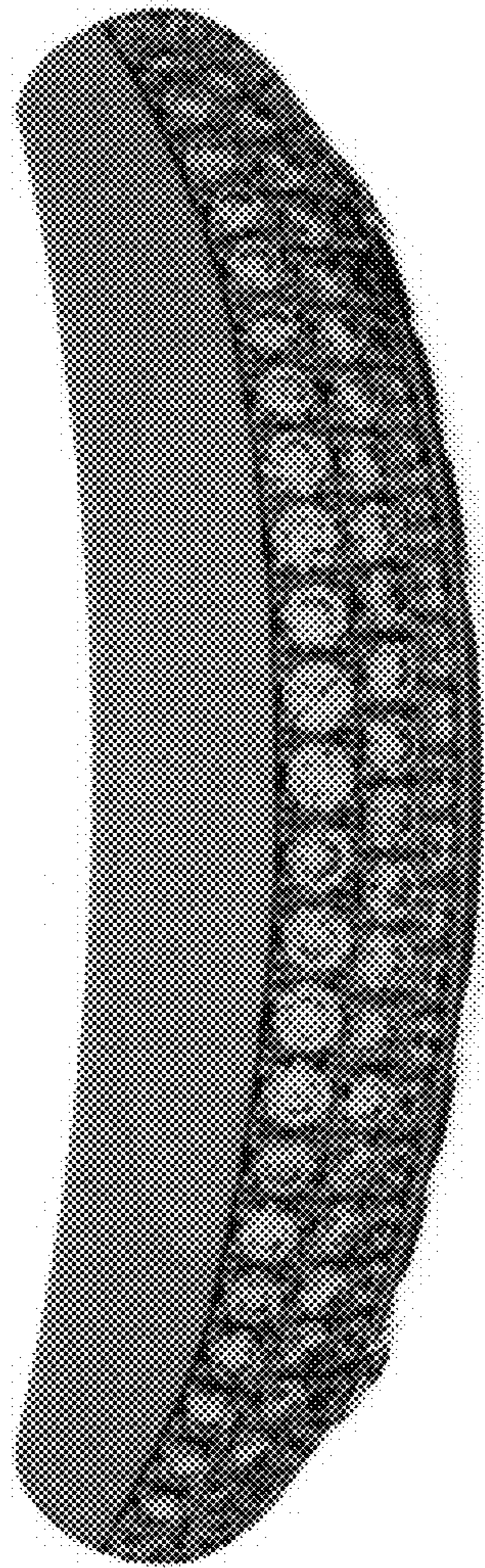


Fig. 5




Fig. 6

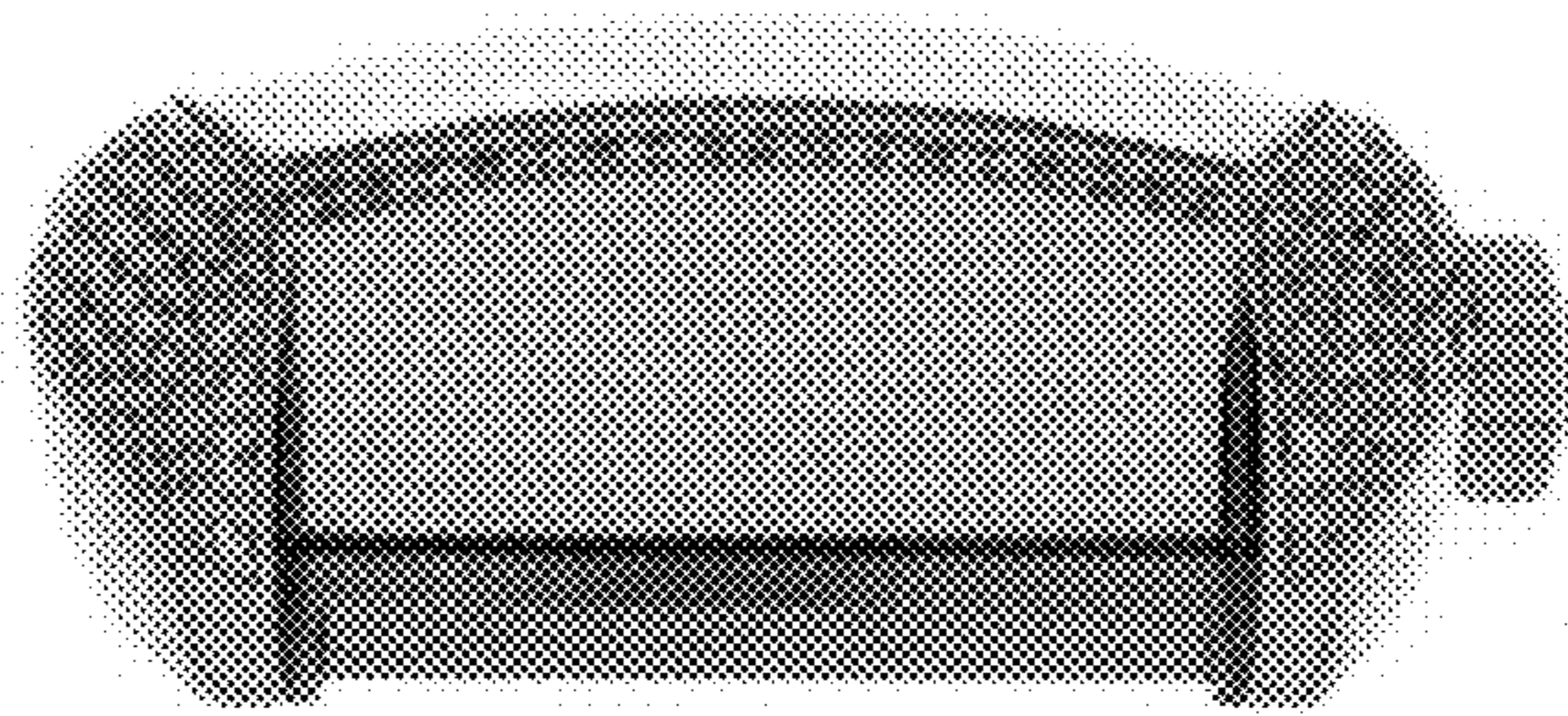


Fig. 7

UNITED STATES PATENT AND TRADEMARK OFFICE
CERTIFICATE OF CORRECTION

PATENT NO. : Des. 546,207 S
APPLICATION NO. : 29/241134
DATED : July 10, 2007
INVENTOR(S) : Vartan Sirmakes

Page 1 of 1

It is certified that error appears in the above-identified patent and that said Letters Patent is hereby corrected as shown below:

Title Page item 73

Assignee: Please delete "Frank" in insert therefor --Franck--.

Signed and Sealed this

Twenty-sixth Day of February, 2008

A handwritten signature in black ink that reads "Jon W. Dudas". The signature is written in a cursive style with a large, looped initial "J".

JON W. DUDAS
Director of the United States Patent and Trademark Office