



US00D546205S

(12) **United States Design Patent**
Vetter et al.

(10) **Patent No.:** **US D546,205 S**
(45) **Date of Patent:** **** Jul. 10, 2007**

(54) **WATCH CASE**

(75) Inventors: **Dan Vetter**, El Dorado Hills, CA (US);
Rick Dodd, Manteca, CA (US); **Tony**
Chong Weng Toh, El Dorado Hills, CA
(US)

D325,349 S 4/1992 Perri
D359,917 S 7/1995 Haenni
D377,613 S 1/1997 Consolo
D388,336 S 12/1997 Bulgari
D470,069 S 2/2003 Weiss
D481,570 S * 11/2003 Kolb D6/525
D512,654 S * 12/2005 Scheufele D10/39

(73) Assignee: **Team Time, Inc.**, El Dorado Hills, CA
(US)

* cited by examiner

(**) Term: **14 Years**

Primary Examiner—Lucy Lieberman
(74) *Attorney, Agent, or Firm*—Westberg Law Offices

(21) Appl. No.: **29/269,231**

(57) **CLAIM**

(22) Filed: **Nov. 24, 2006**

The ornamental design for a watch case, as shown and described.

Related U.S. Application Data

(62) Division of application No. 29/245,375, filed on Dec. 22, 2005.

DESCRIPTION

(51) **LOC (8) Cl.** **10-01**

(52) **U.S. Cl.** **D10/33; D10/39**

(58) **Field of Classification Search** D10/30–39,
D10/123–126, 6; 368/276–278, 281–283,
368/285, 223, 228, 232
See application file for complete search history.

FIG. 1 is a front perspective view of a watch case showing our new design;
FIG. 2 is a front elevation view thereof;
FIG. 3 is a rear elevation view thereof;
FIG. 4 is a left side elevation view thereof;
FIG. 5 is a right side elevation view thereof;
FIG. 6 is a top end view thereof; and,
FIG. 7 is a bottom end view thereof.

(56) **References Cited**

U.S. PATENT DOCUMENTS

D80,064 S 12/1929 Werkstell et al.
D119,558 S 3/1940 Rieger
D274,133 S 6/1984 Dillon
D295,147 S 4/1988 Cave

The broken lines showing hands and watch band are for illustrative purposes only and form no part of the claimed design.

1 Claim, 3 Drawing Sheets

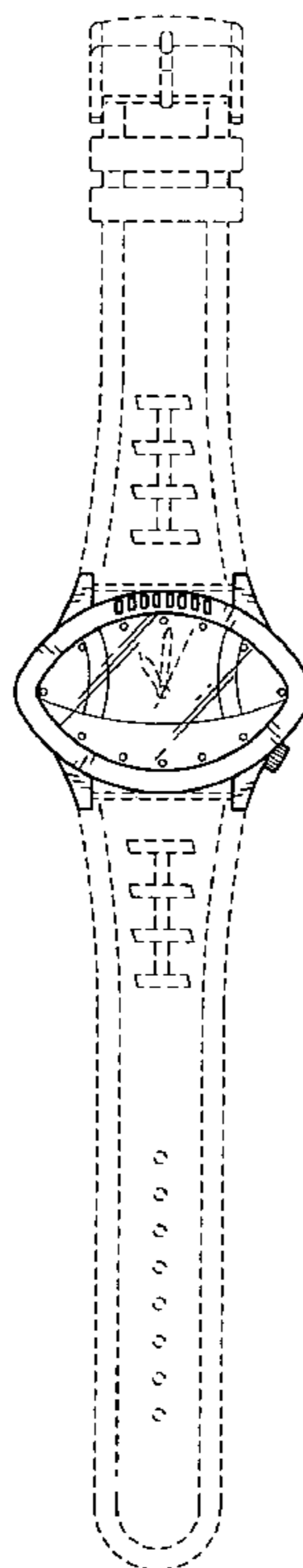


FIG. 1

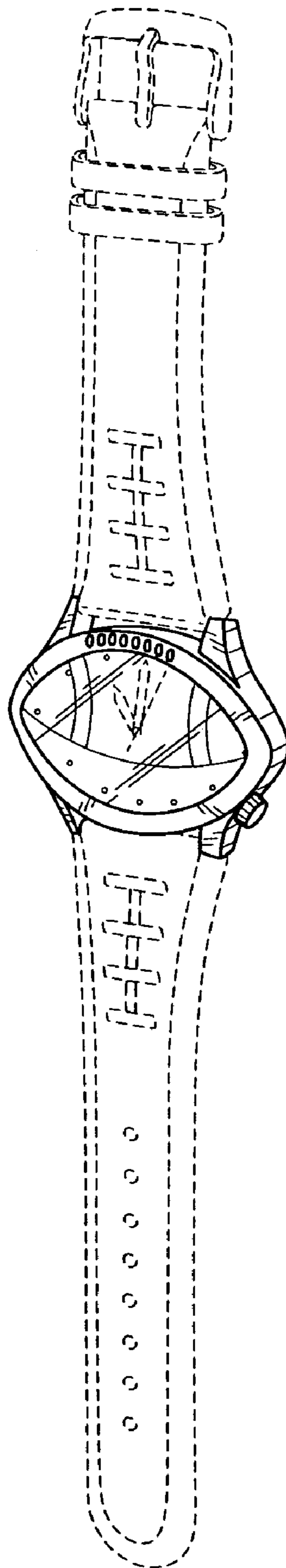


FIG. 2

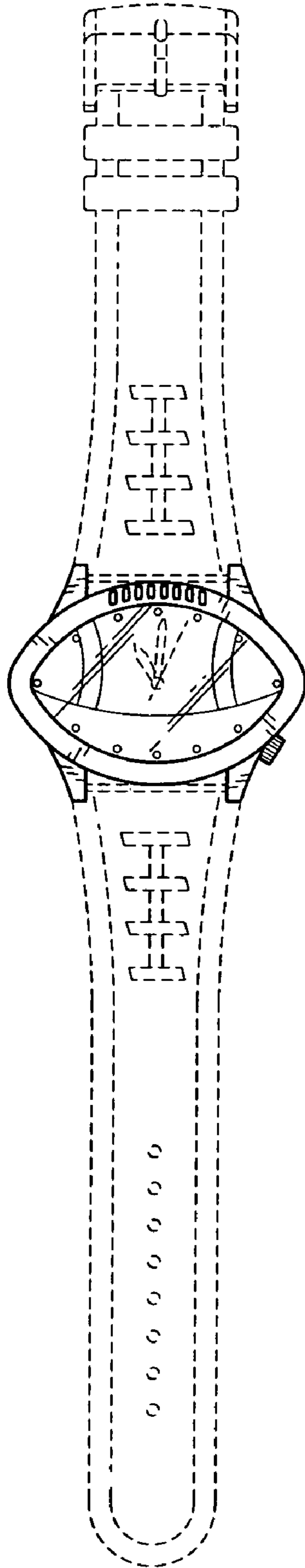


FIG. 3

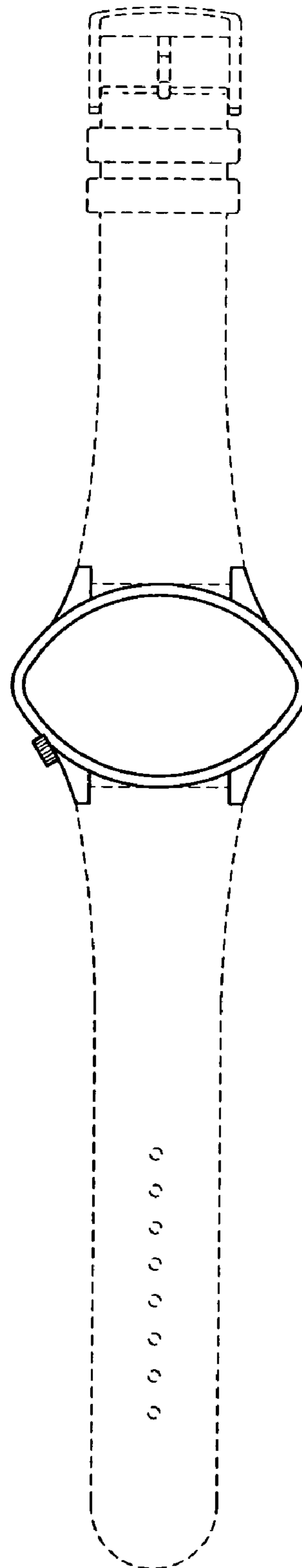


FIG. 4



FIG. 5



FIG. 6

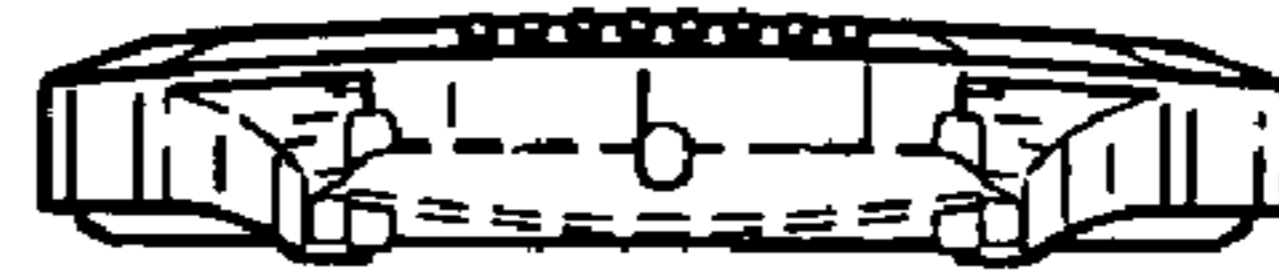


FIG. 7

