

US00D546189S

(12) **United States Design Patent** (10) **Patent No.:** **US D546,189 S**
Costello et al. (45) **Date of Patent:** **** Jul. 10, 2007**

(54) **BOTTLE**
(75) Inventors: **John C. Costello**, Wellesley, MA (US);
Alexandre Hennen, Cambridge, MA
(US)

(73) Assignee: **McNeil-PPC, Inc.**, Skillman, NJ (US)

(**) Term: **14 Years**

(21) Appl. No.: **29/240,647**

(22) Filed: **Oct. 17, 2005**

(51) **LOC (8) Cl.** **09-01**

(52) **U.S. Cl.** **D9/542; D9/558; D9/574**

(58) **Field of Classification Search** D9/682-694,
D9/715, 718-719, 723-729, 434, 516, 541-544,
D9/549, 551-552, 558, 567-568, 570, 572-575,
D9/905; 215/12.1-12.2, 13.1, 382-384,
215/396, 398

See application file for complete search history.

(56) **References Cited**

U.S. PATENT DOCUMENTS

- D38,385 S * 12/1906 Kohn D9/542
- D46,285 S * 8/1914 Mackenzie D9/520
- D48,140 S * 11/1915 Wolfson D9/542
- D91,080 S * 11/1933 Nitardy D9/542
- D95,965 S * 6/1935 Kihn D9/541
- D108,727 S * 3/1938 Dunnock D9/542
- D127,711 S * 6/1941 Foley D9/505
- D414,117 S * 9/1999 Mikla D9/542
- D416,199 S * 11/1999 Alguire et al. D9/542
- D428,342 S * 7/2000 Stoller D9/542

- D441,296 S * 5/2001 Majerowski D9/542
- D486,742 S * 2/2004 Houghton D9/542
- D505,079 S * 5/2005 Mulder et al. D9/542
- D506,140 S * 6/2005 Maus D9/542
- D511,970 S * 11/2005 Cleary D9/542
- D522,876 S * 6/2006 Braaten et al. D9/691
- D525,872 S * 8/2006 Haubert et al. D9/529

* cited by examiner

Primary Examiner—Carol Rademaker

(74) *Attorney, Agent, or Firm*—Karen G. Horowitz; Evan J. Federman

(57) **CLAIM**

The ornamental design for a bottle, as shown and described.

DESCRIPTION

FIG. 1 is a front perspective view of the bottle.

FIG. 2 is a front elevational view of the bottle.

FIG. 3 is a right side elevational view thereof, the left side elevational view being a mirror image;


FIG. 4 is a top plan view of the bottle; and,

FIG. 5 is a bottom plan view of the bottle.

The left side of the bottle is symmetrical with the right side shown in FIG. 3.

The ornamental design which is claimed is shown in solid lines in the drawings. The broken lines in the drawings are for illustrative purposes only and form no part of the claimed design.

1 Claim, 4 Drawing Sheets






FIG. 1

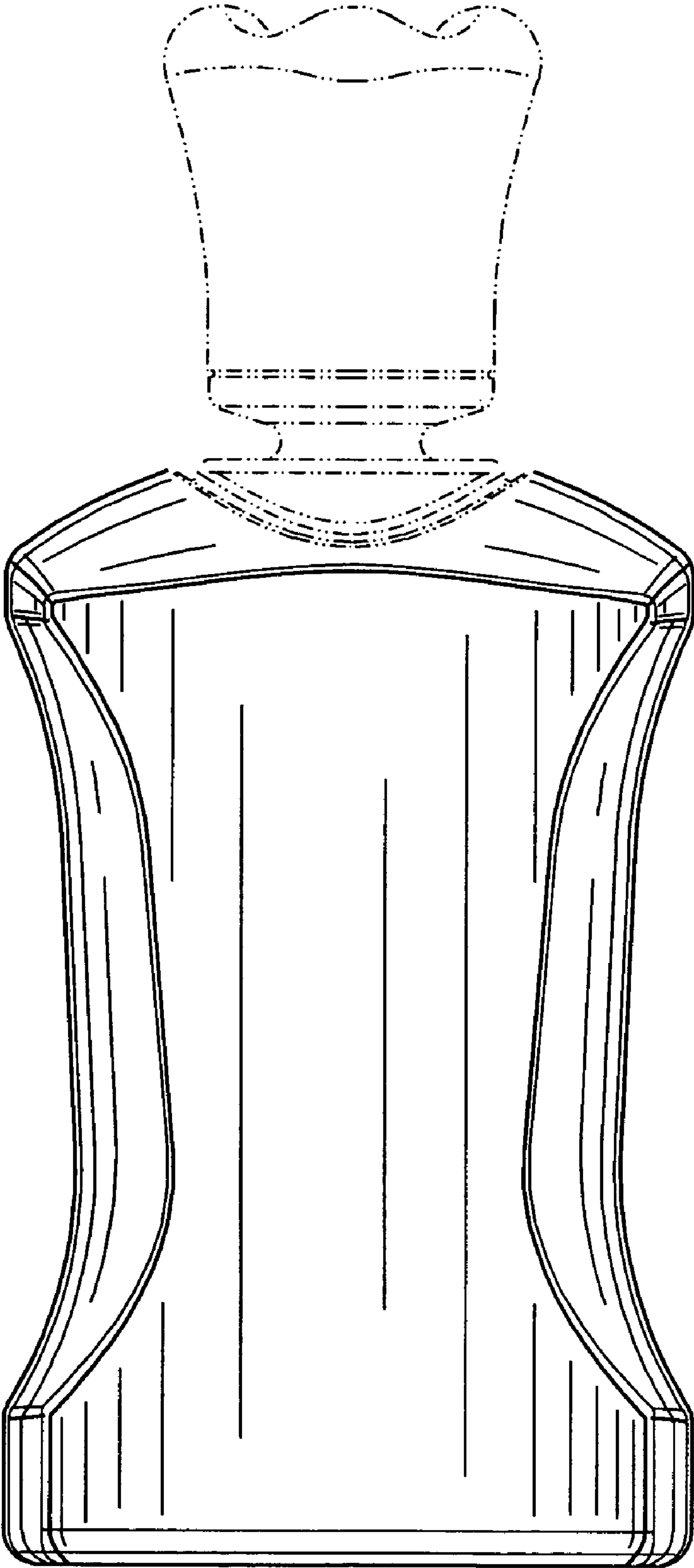


FIG. 2




FIG. 3

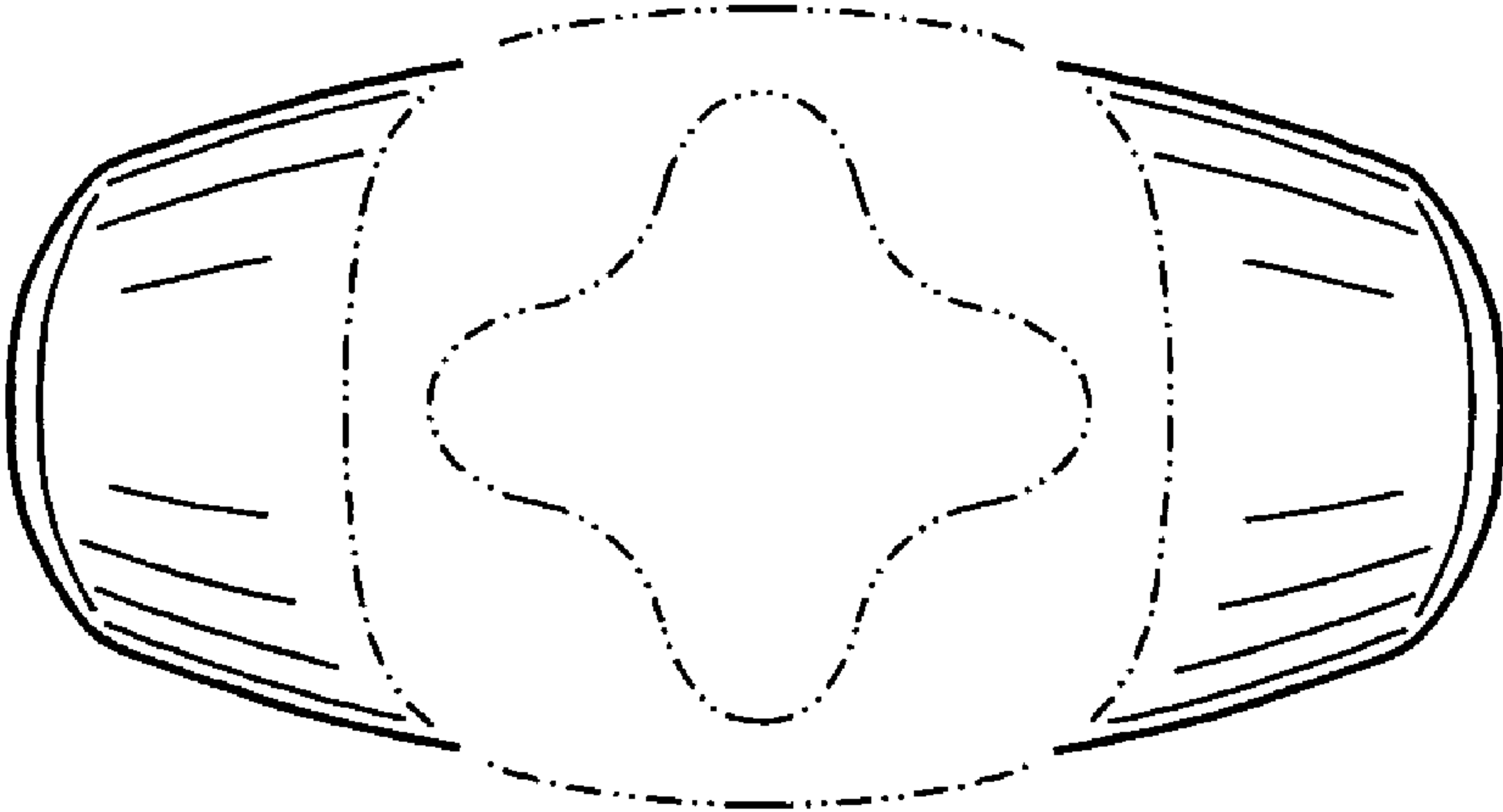


FIG. 4




FIG. 5