



US00D546183S

(12) **United States Design Patent** (10) **Patent No.:** **US D546,183 S**
Clutter (45) **Date of Patent:** **** Jul. 10, 2007**

(54) **BOTTLE** D403,965 S * 1/1999 Bright et al. D9/503
D407,648 S 4/1999 Glaser et al.
(75) Inventor: **Brad M. Clutter**, Thornton, CO (US) D414,238 S * 9/1999 Kupperman D22/146
D421,910 S * 3/2000 Warner et al. D9/520
(73) Assignee: **Ball Corporation**, Broomfield, CO
(US) 6,045,001 A 4/2000 Seul
D434,985 S 12/2000 Colonna
6,299,007 B1 10/2001 Takeuchi
(**) Term: **14 Years** D459,655 S 7/2002 Darr et al.
D467,804 S 12/2002 Restrepo

(21) Appl. No.: **29/236,238**

(Continued)

(22) Filed: **Aug. 12, 2005**

FOREIGN PATENT DOCUMENTS

(51) **LOC (8) Cl.** **09-01**
(52) **U.S. Cl.** **D9/500**
(58) **Field of Classification Search** D9/500,
D9/502-504, 516, 520, 529, 549-552, 557-558;
215/379-382; 220/660-663, 669-671
See application file for complete search history.

WO DM/062281 * 12/2002
WO DM/063368 * 4/2003
WO DM/065799 * 7/2004

Primary Examiner—Ian Simmons
Assistant Examiner—Dana Sipos
(74) *Attorney, Agent, or Firm*—Brinks Hofer Gilson & Lione

(56) **References Cited**

(57) **CLAIM**

U.S. PATENT DOCUMENTS

I claim the ornamental design for a bottle, as shown and described.

D16,864 S 8/1886 Hurley
3,720,339 A 3/1973 Khetani
3,811,588 A 5/1974 Vermeerbergen et al.
3,881,621 A 5/1975 Adomaitis
4,108,324 A 8/1978 Krishnakumar et al.
D249,636 S * 9/1978 Wolstenholme D9/500
4,134,510 A 1/1979 Chang
4,231,483 A 11/1980 Dechenne et al.
4,342,398 A 8/1982 Chang
4,403,706 A 9/1983 Mahajan
4,465,199 A 8/1984 Aoki
4,525,401 A 6/1985 Pocock et al.
D290,686 S 7/1987 Board
4,889,752 A 12/1989 Beck
4,989,738 A 2/1991 Thayer et al.
D326,811 S 6/1992 Messer
D330,334 S 10/1992 Rusnock et al.
D373,729 S * 9/1996 Protheroe et al. D9/500
D374,176 S 10/1996 Sillince et al.
5,853,829 A 12/1998 Krishnakumar et al.

DESCRIPTION

FIG. 1 is a side elevation view of a bottle showing the present invention, the opposite side being a mirror image thereof.

FIG. 2 is a plan view from the bottom of FIG. 1.

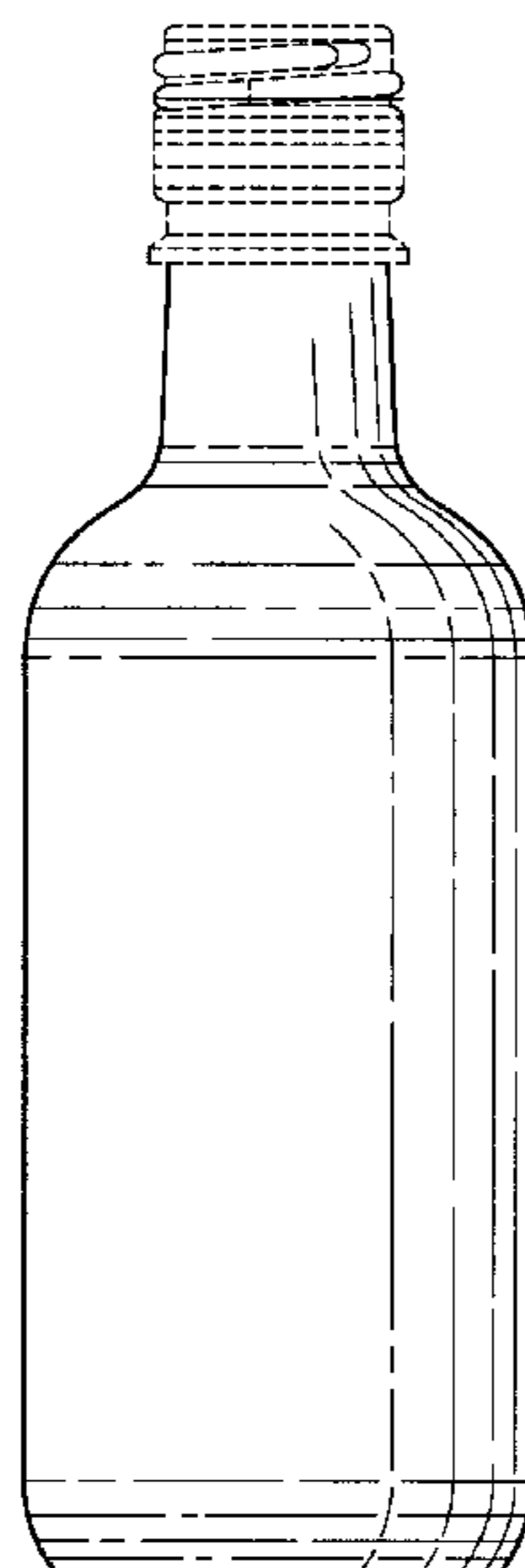
FIG. 3 is a plan view from the top of FIG. 1.

FIG. 4 is a fragmentary cross-sectional view taken along the line 4—4 of FIG. 2; and,

FIG. 5 is an elevated perspective view of the bottle shown in the previous Figures.

The broken lines shown in the drawings are for illustrative purposes only and form no part of the claimed design.

1 Claim, 3 Drawing Sheets



US D546,183 S

Page 2

U.S. PATENT DOCUMENTS

D470,057 S	2/2003	Bowen			
6,516,963 B2	2/2003	Mihashi			
D472,811 S	4/2003	Deubel et al.			
D476,894 S *	7/2003	Masotta et al.	D9/503	
D478,286 S	8/2003	Futral et al.			
					6,659,298 B2 12/2003 Wong
					D489,984 S 5/2004 Futral et al.
					D491,809 S 6/2004 Silvers et al.
					6,769,561 B2 8/2004 Futral et al.
					D531,048 S * 10/2006 Krause D9/652

* cited by examiner

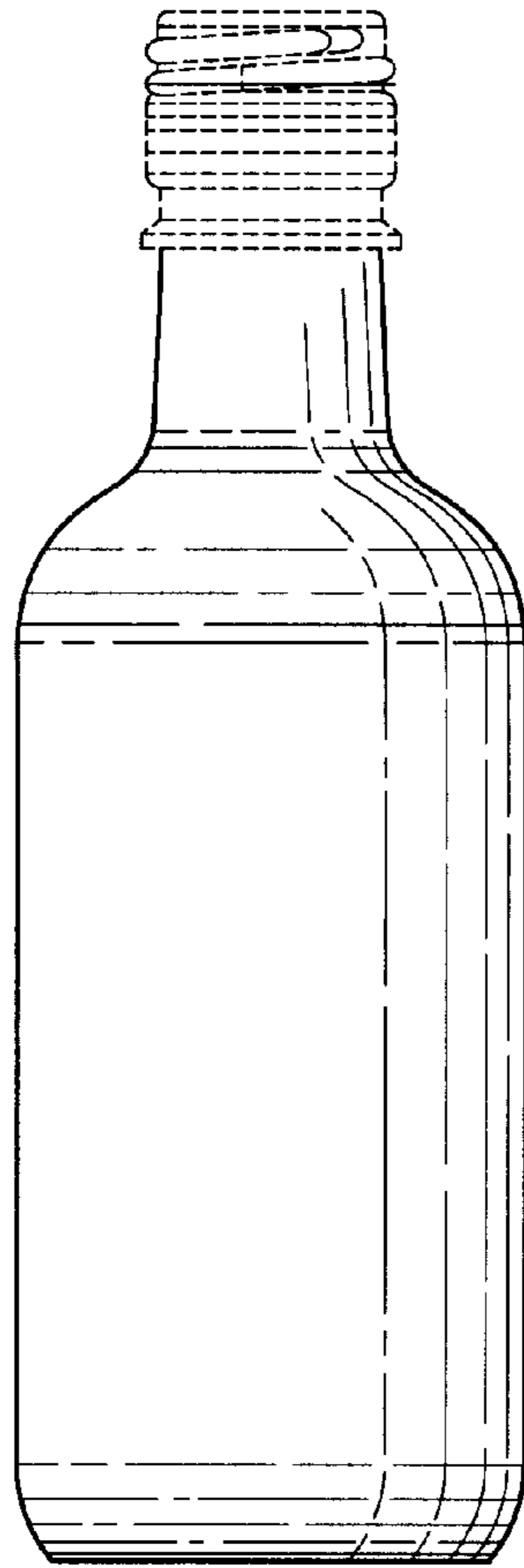


Fig. 1

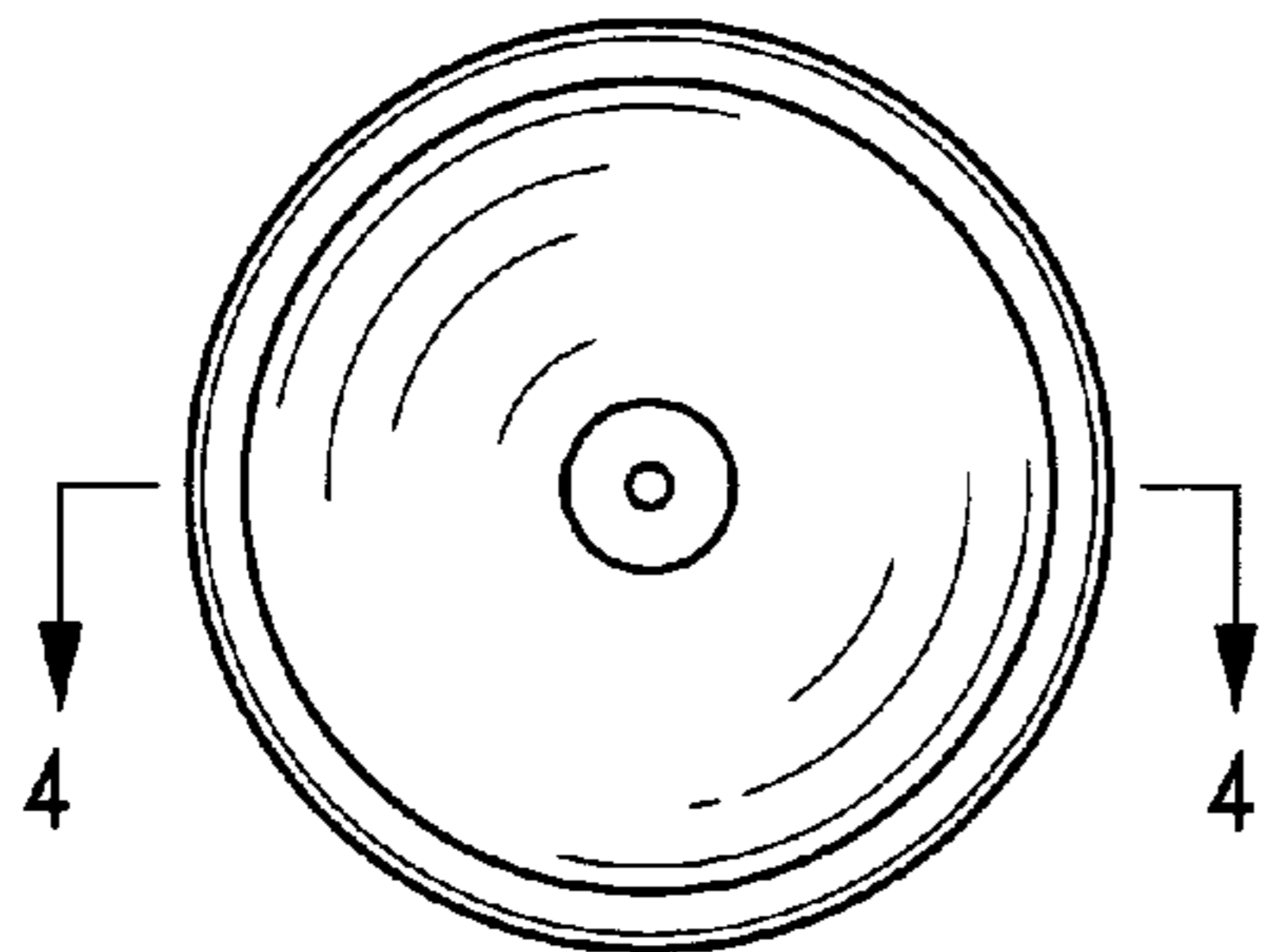


Fig. 2

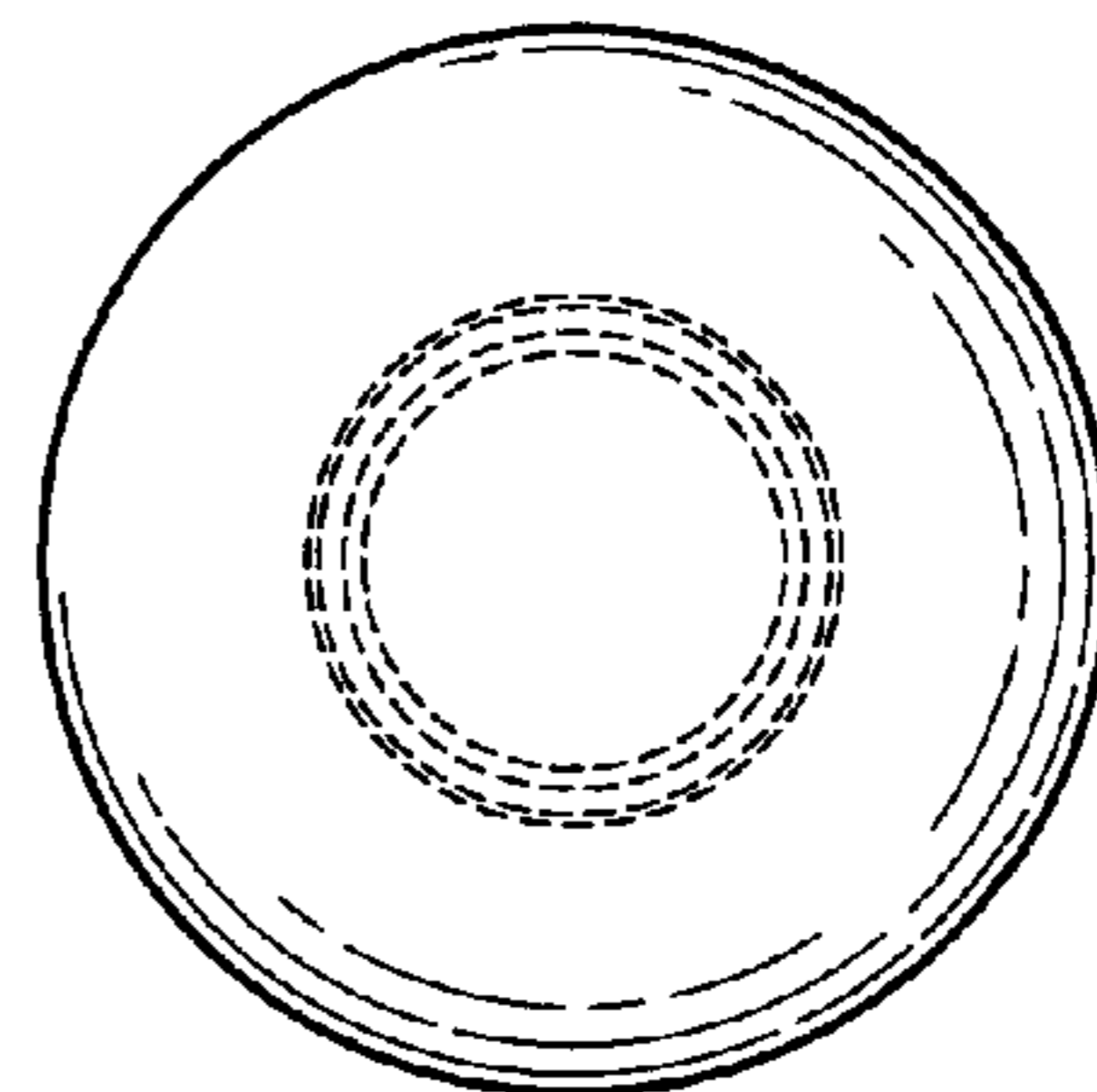


Fig. 3

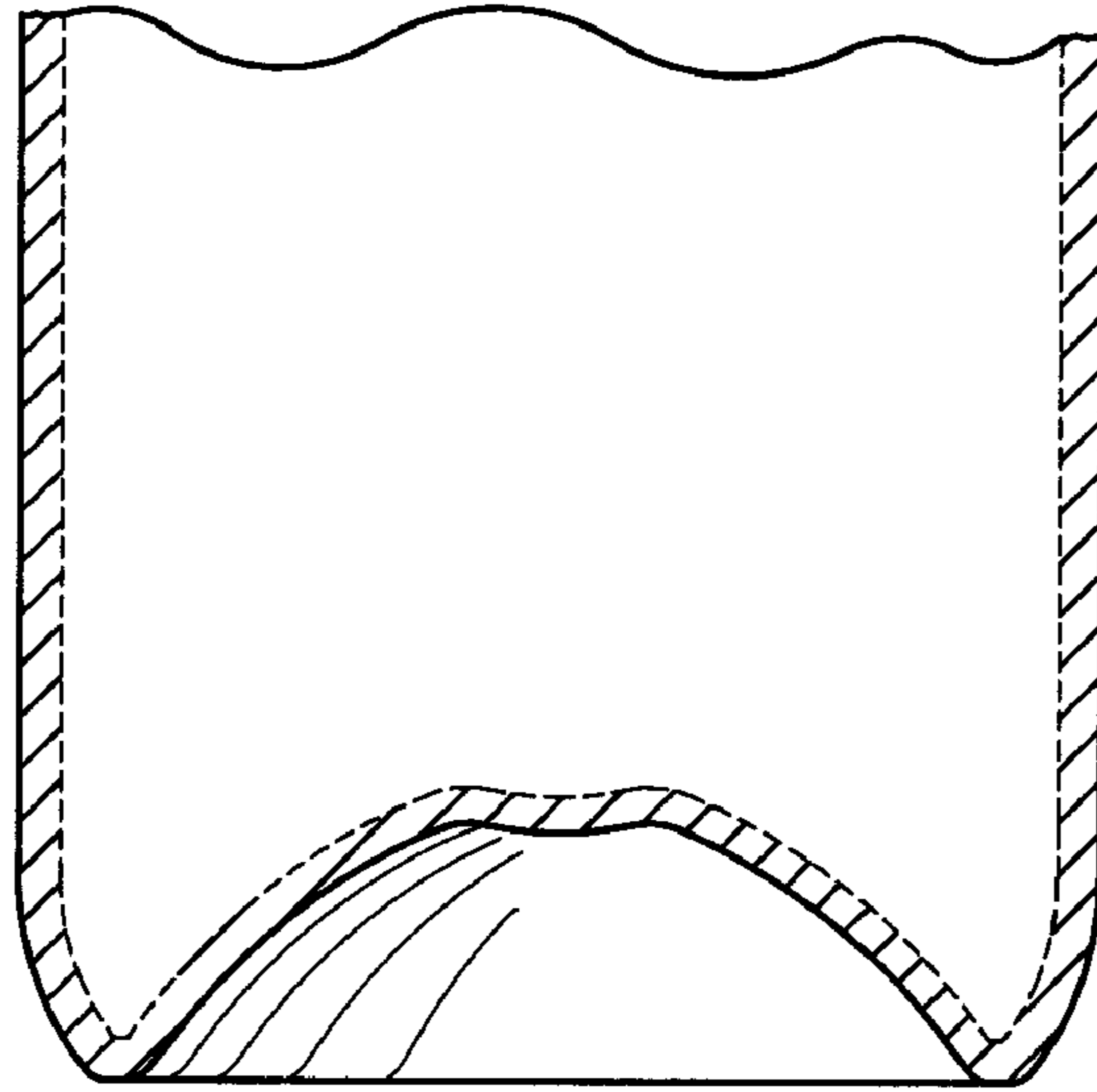


Fig. 4

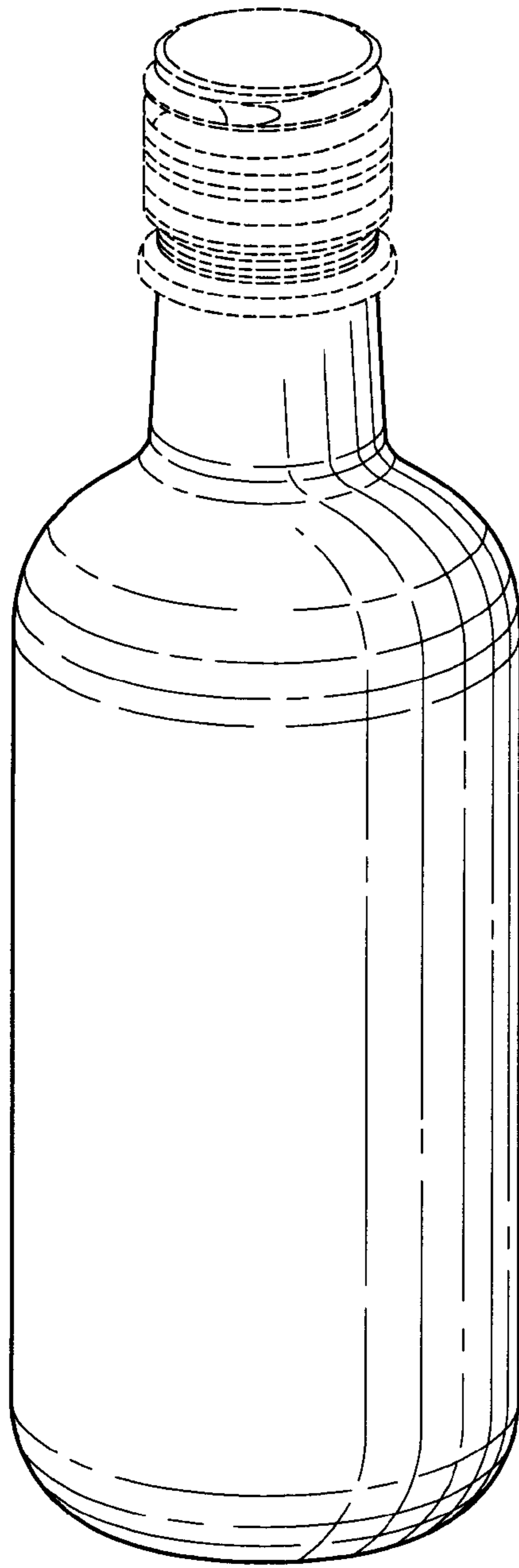


Fig. 5