



US00D546175S

(12) **United States Design Patent**  
**Sainz**

(10) **Patent No.:** **US D546,175 S**

(45) **Date of Patent:** **\*\* Jul. 10, 2007**

(54) **PRODUCT DISPENSER**

(75) Inventor: **José Ramón Sainz**, Sabadell (ES)

(73) Assignee: **Wm. Wrigley Jr. Company**, Chicago, IL (US)

(\*\*) Term: **14 Years**

(21) Appl. No.: **29/256,493**

(22) Filed: **Mar. 21, 2006**

(51) **LOC (8) Cl.** ..... **09-03**

(52) **U.S. Cl.** ..... **D9/420**

(58) **Field of Classification Search** ..... D9/414-435,  
D9/438, 443, 744, 730, 733, 759; 221/17,  
221/22, 92-100; D3/203.2; D28/73-82;  
D7/629, 601-2, 589-90; D24/131; 220/270,  
220/265, 315, 810, 283, 254.1-254.9, 259.1-259.5;  
206/528, 530

See application file for complete search history.

(56) **References Cited**

**U.S. PATENT DOCUMENTS**

1,999,328	A	*	4/1935	Lessard	.....	132/315
D200,018	S	*	1/1965	Brocken	.....	D7/321
3,485,416	A		12/1969	Fohrman		
4,043,448	A		8/1977	Tanaka		
D285,128	S	*	8/1986	Yuen	.....	D28/85
5,071,033	A		12/1991	Siwek		
5,353,956	A	*	10/1994	Wilson	.....	221/198
D385,183	S	*	10/1997	King et al.	.....	D9/737

D449,733	S	*	10/2001	Jacober et al.	.....	D3/203.2
D460,665	S	*	7/2002	Lillelund et al.	.....	D7/629
D467,039	S	*	12/2002	Fuller	.....	D28/85
D471,804	S	*	3/2003	Staples	.....	D9/423
D486,039	S	*	2/2004	Kasper	.....	D7/629
D490,704	S	*	6/2004	Atkinson et al.	.....	D9/432
D491,805	S	*	6/2004	Loth et al.	.....	D9/422
D492,600	S	*	7/2004	Moore	.....	D9/503
D529,819	S	*	10/2006	Jackson	.....	D9/733

\* cited by examiner

*Primary Examiner*—Stella Reid

*Assistant Examiner*—Thomas Johannes

(74) *Attorney, Agent, or Firm*—Rebecca A. Aumann

(57) **CLAIM**

The ornamental design for a product dispenser, as shown and described.

**DESCRIPTION**

FIG. 1 is a front perspective view of a product dispenser showing my new design;

FIG. 2 is a top view thereof;

FIG. 3 is a bottom view thereof;

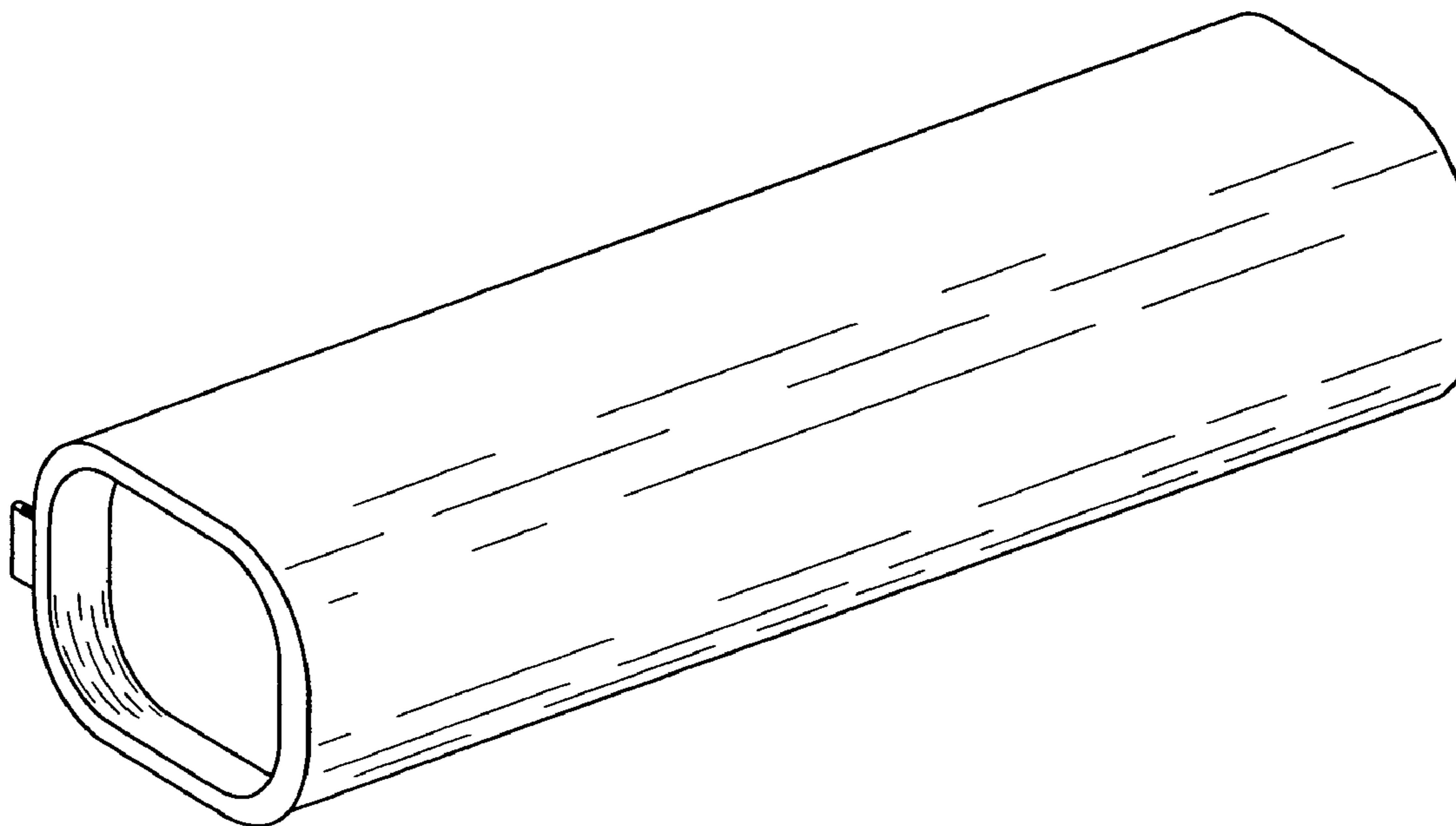
FIG. 4 is a left side view thereof;

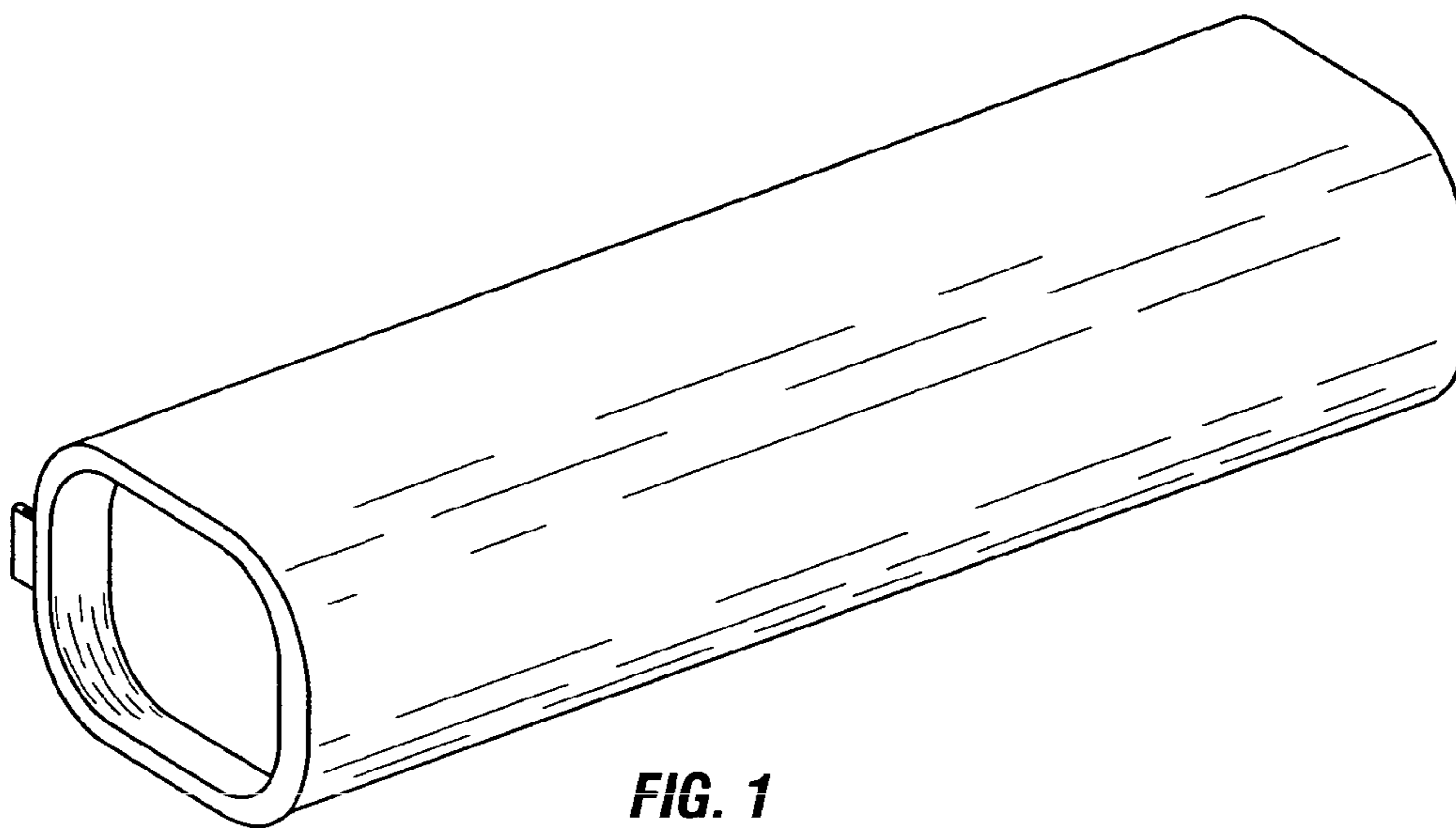
FIG. 5 is a right side view thereof;

FIG. 6 is a rear side view thereof; and,

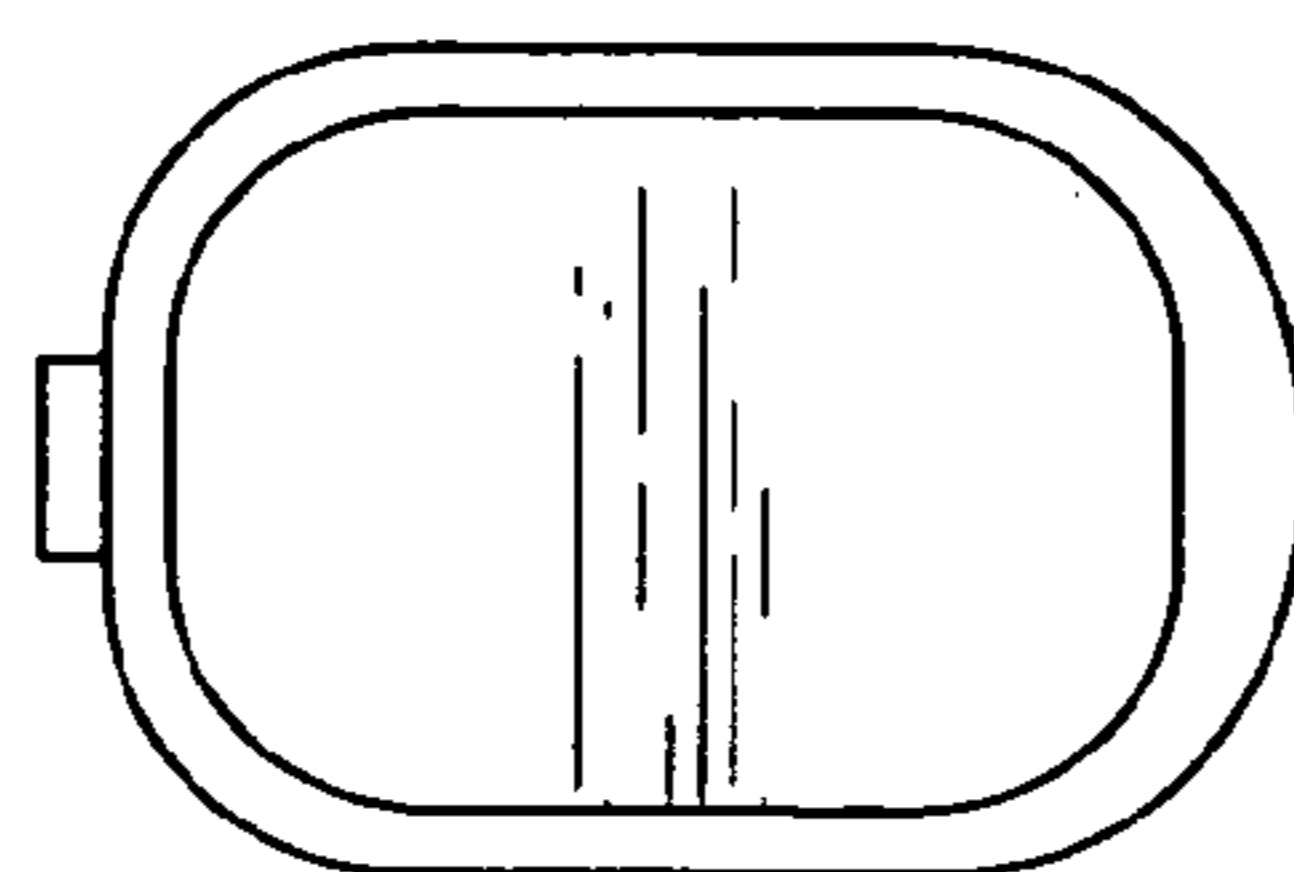
FIG. 7 is a front side view thereof.

**1 Claim, 3 Drawing Sheets**

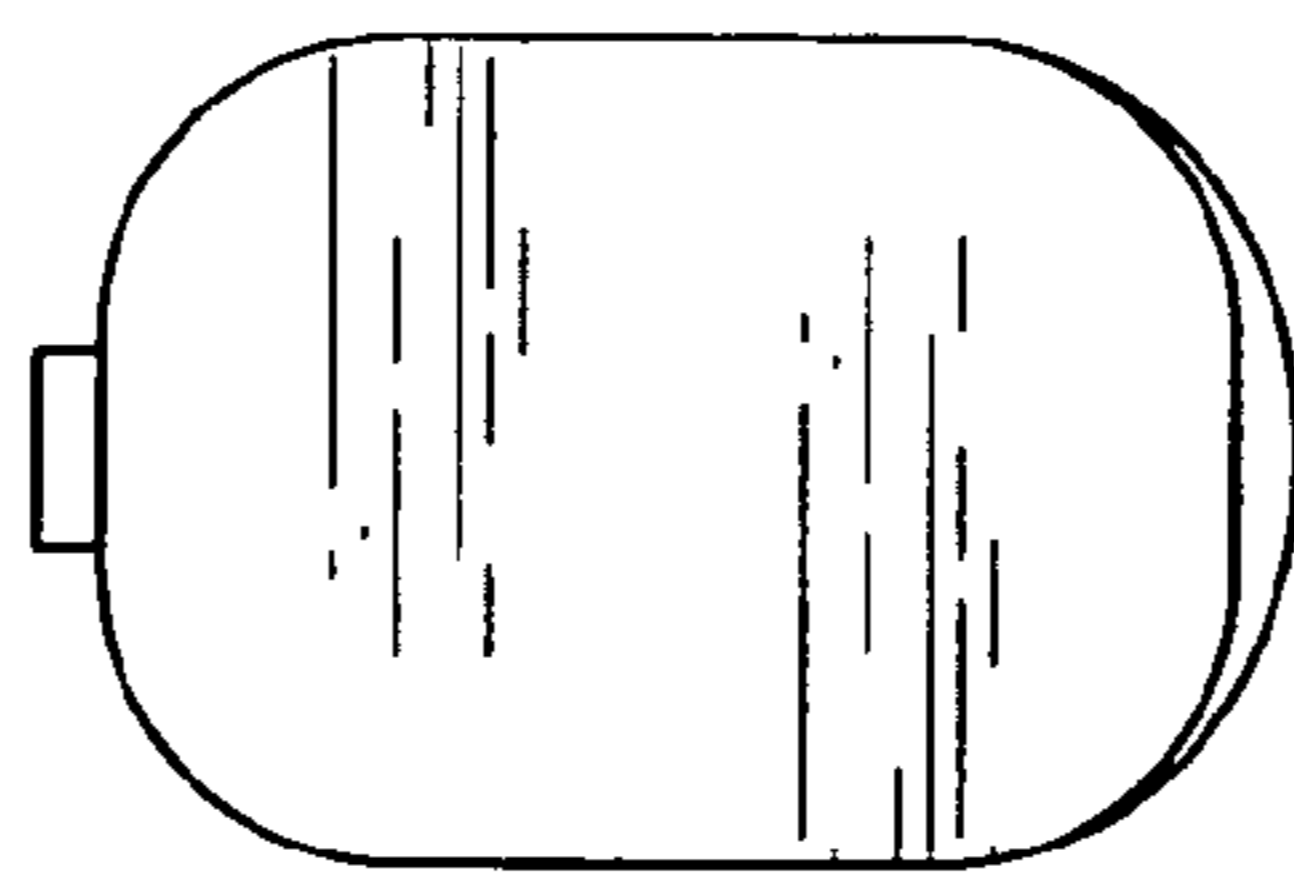




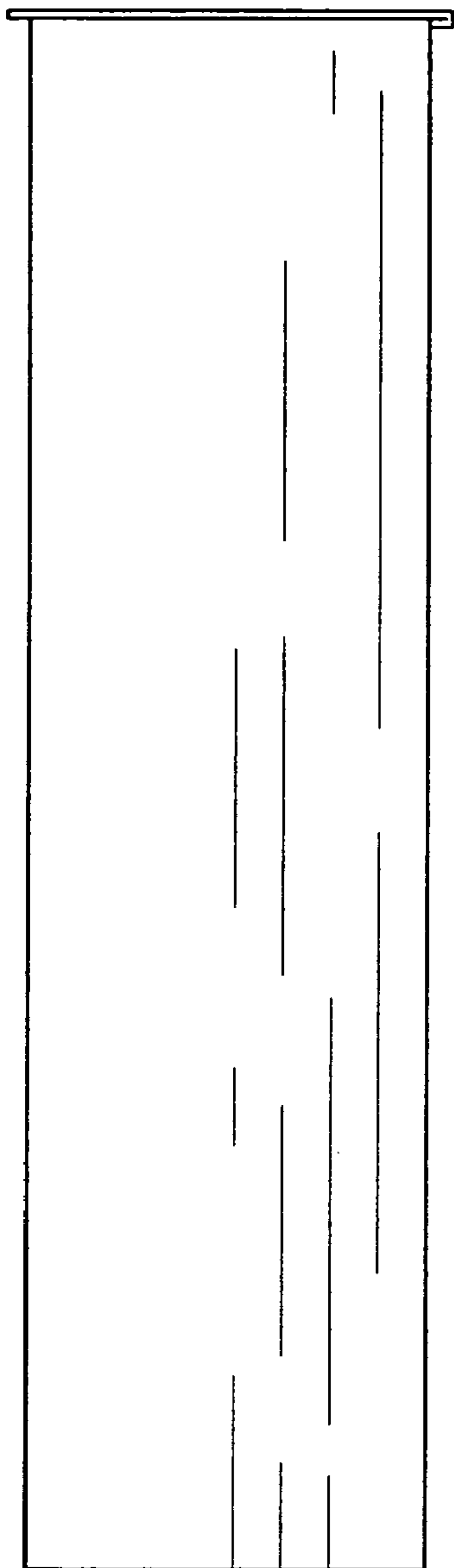
**FIG. 1**



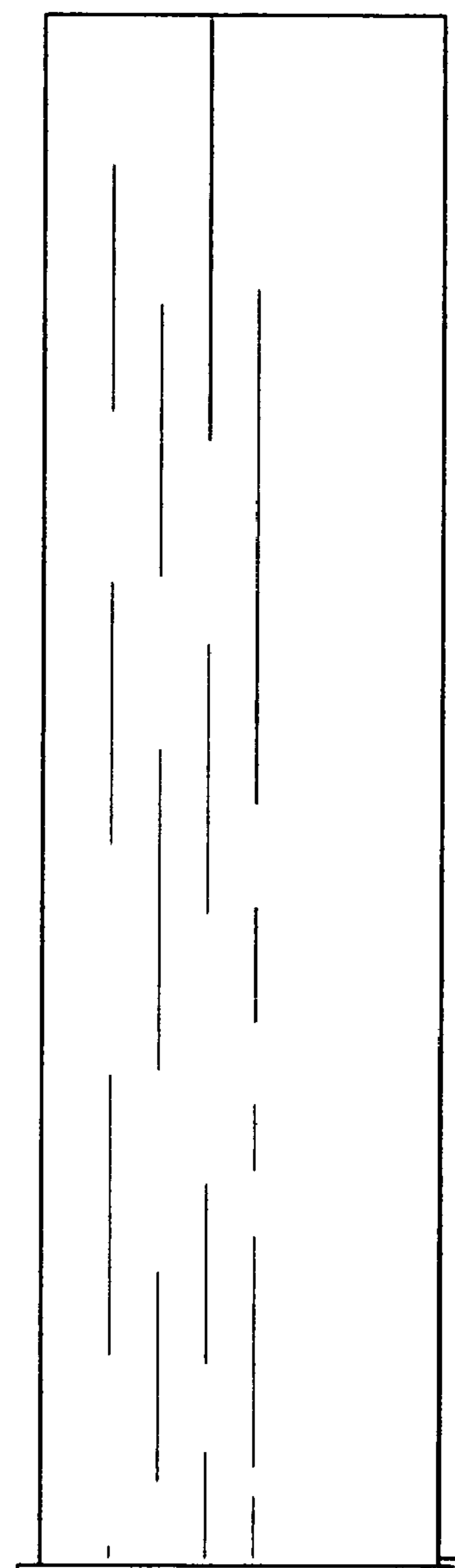
**FIG. 2**




**FIG. 3**



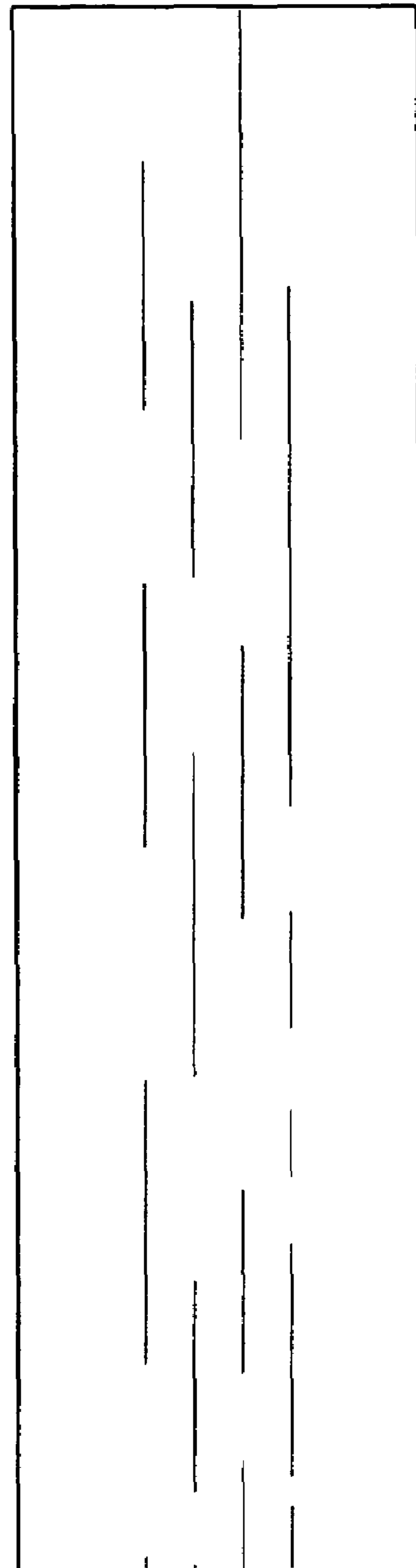
**FIG. 4**



**FIG. 5**



**FIG. 6**



**FIG. 7**