

US00D546169S

(12) **United States Design Patent**  
**Selby**

(10) **Patent No.:** **US D546,169 S**

(45) **Date of Patent:** **\*\* Jul. 10, 2007**

(54) **BUNGEE CORD TERMINUS**

(75) Inventor: **Ricky W. Selby**, Danielson, CT (US)

(73) Assignee: **Keeper Corporation**, North Windham, CT (US)

(\*\*) Term: **14 Years**

(21) Appl. No.: **29/239,734**

(22) Filed: **Oct. 3, 2005**

(51) **LOC (8) Cl.** ..... **08-05**

(52) **U.S. Cl.** ..... **D8/367**

(58) **Field of Classification Search** ..... D8/367;  
248/301, 304; 24/130, 300, 499

See application file for complete search history.

(56) **References Cited**

**U.S. PATENT DOCUMENTS**

4,559,677	A *	12/1985	Tracy	.....	24/300
D417,386	S *	12/1999	Huston	.....	D8/367
6,014,794	A *	1/2000	McCoy	.....	24/300
D458,831	S	6/2002	Selby		
6,851,163	B2 *	2/2005	Selby	.....	24/598.4

7,181,809	B1 *	2/2007	Kuo	.....	24/300
2002/0162196	A1 *	11/2002	Joubert et al.	.....	24/300

\* cited by examiner

*Primary Examiner*—Holly H. Baynham

(74) *Attorney, Agent, or Firm*—M. P. Williams

(57) **CLAIM**

I claim the ornamental design for a bungee cord terminus, as shown and described.

**DESCRIPTION**

FIG. 1 is a perspective view showing a side and rear view of the bungee cord terminus of my design.

FIG. 2 is a perspective view showing the opposite identical side thereof.

FIG. 3 is a front view of the bungee cord terminus of my design.

FIG. 4 is a rear view thereof.

FIG. 5 is a top view thereof; and,

FIG. 6 is a bottom view thereof.

**1 Claim, 1 Drawing Sheet**

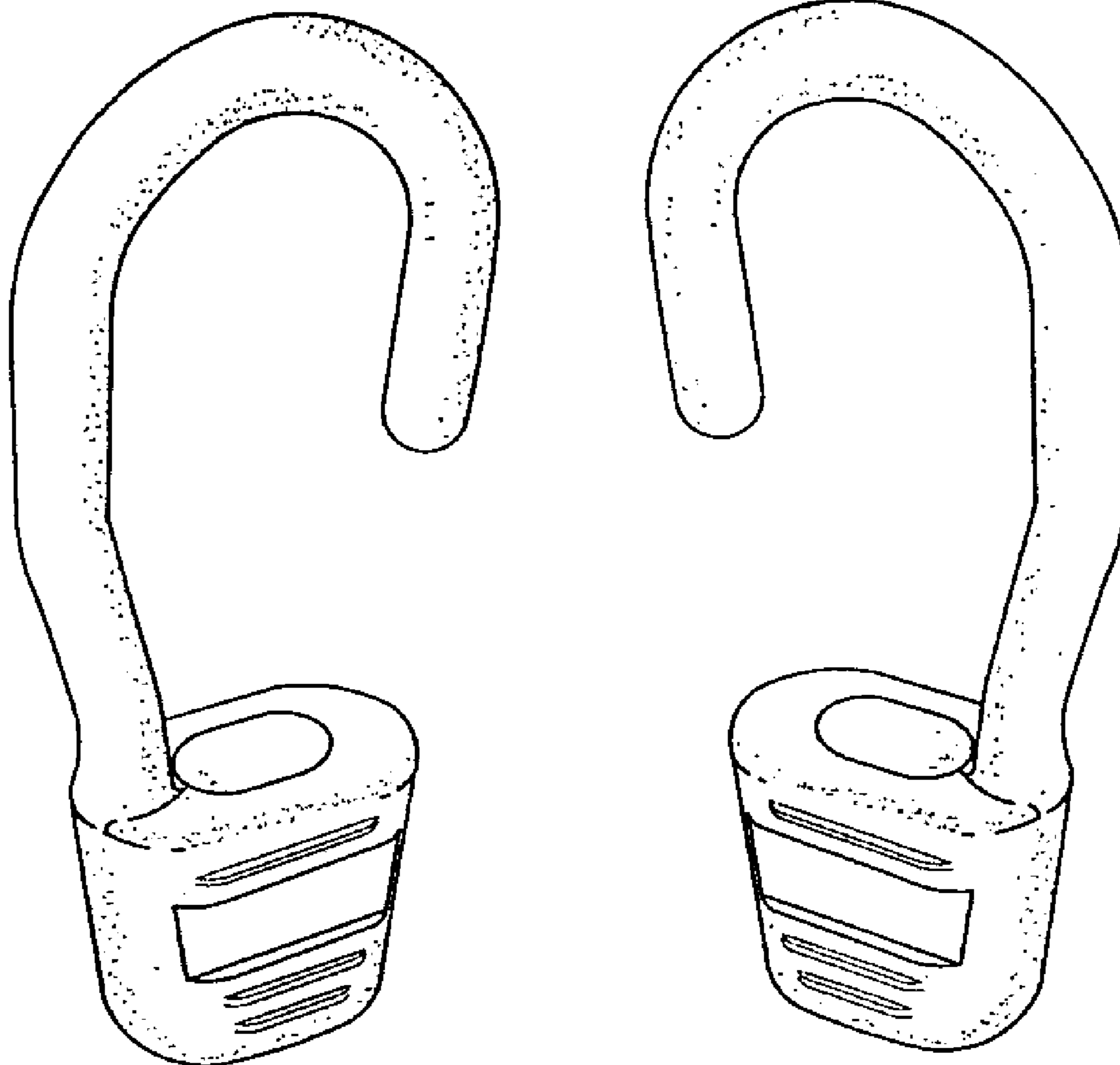


FIG.1

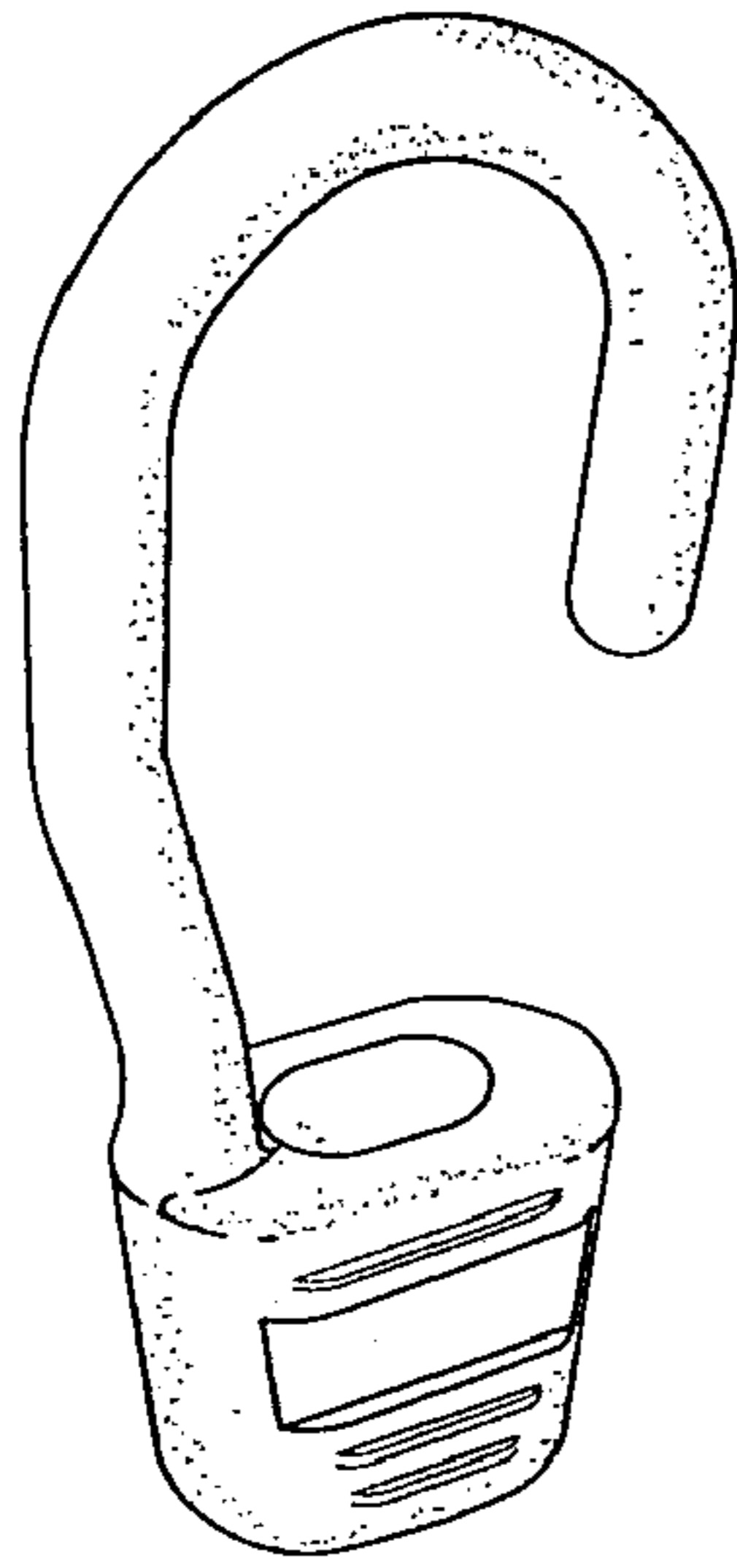


FIG.2

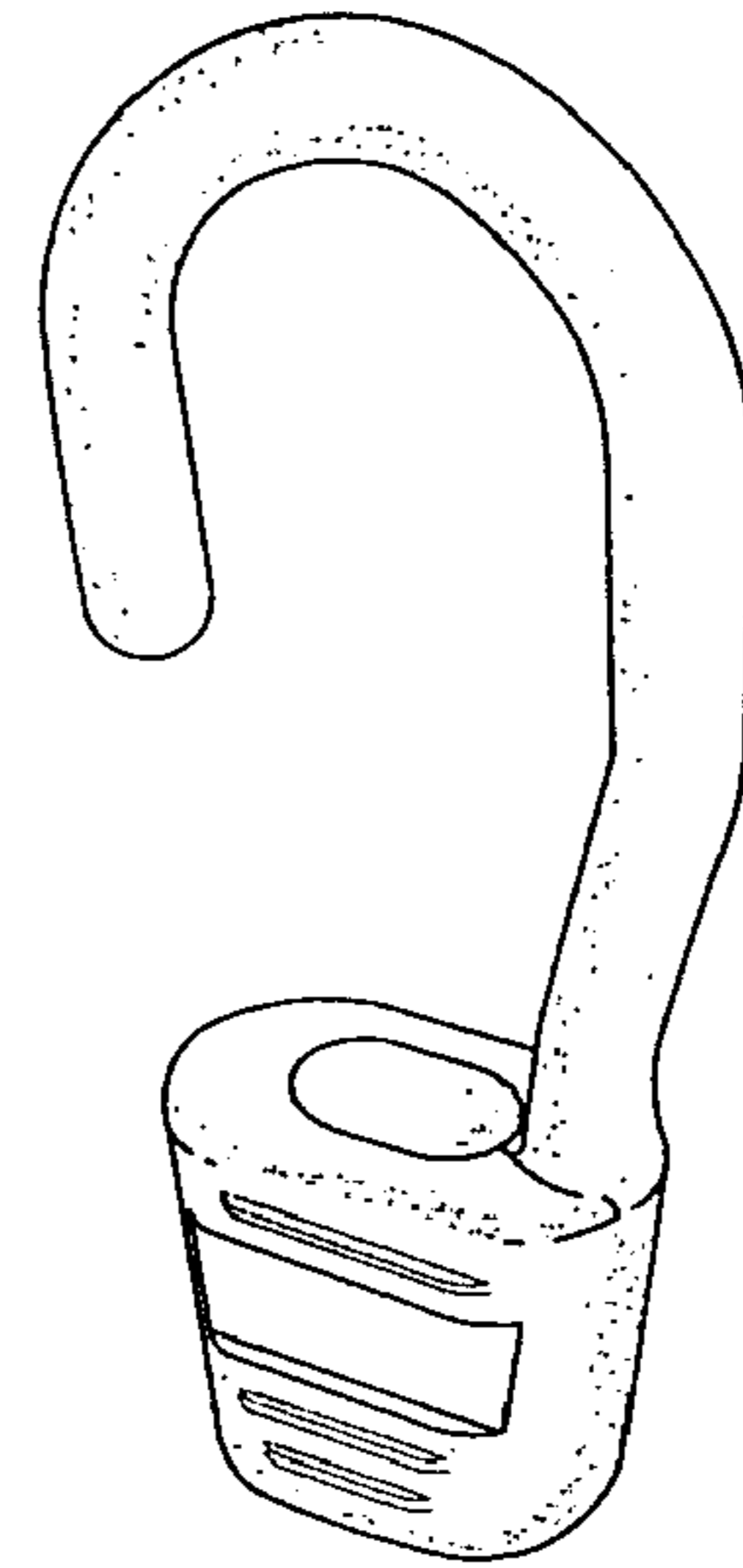


FIG.5

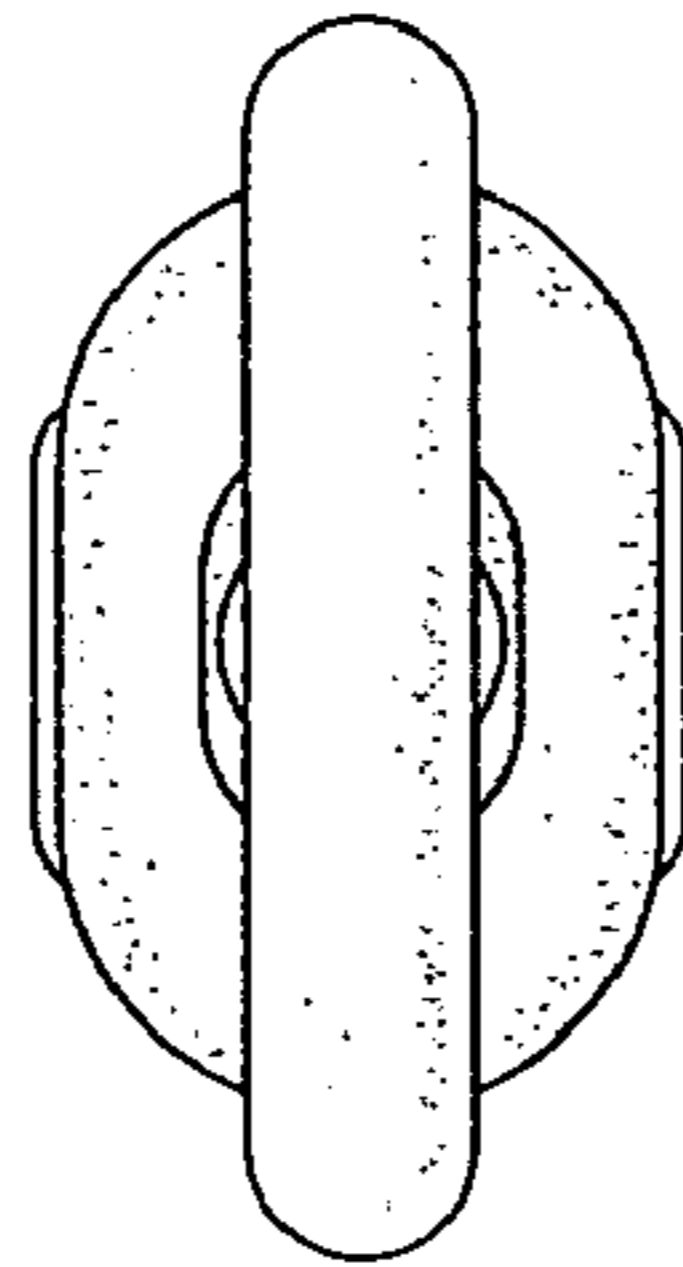


FIG.3

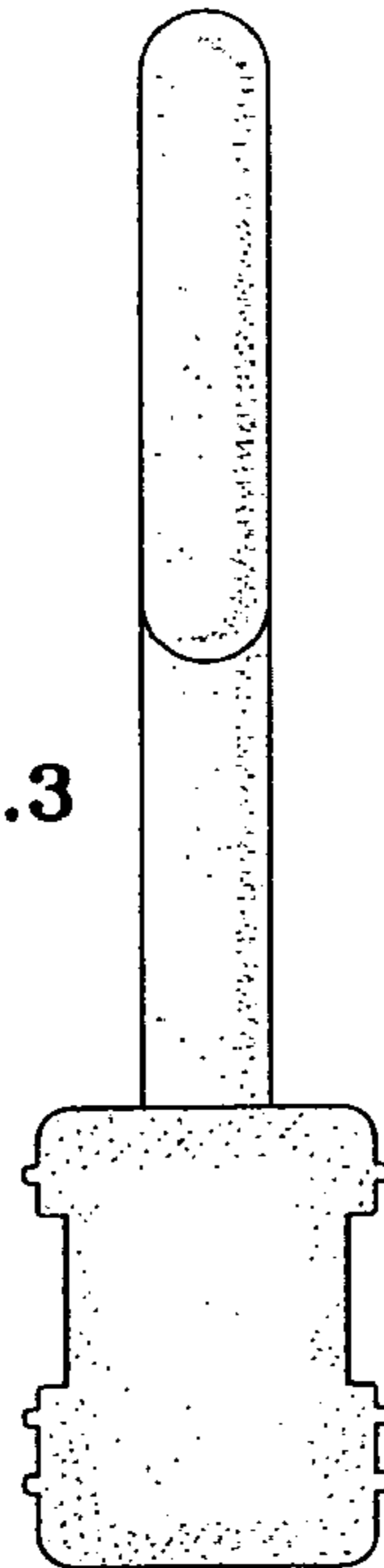


FIG.4




FIG.6

