

US00D546168S

(12) **United States Design Patent**  
**Marvin**

(10) **Patent No.:** **US D546,168 S**

(45) **Date of Patent:** **\*\* Jul. 10, 2007**

(54) **CANTILEVERED HOOK**

(76) **Inventor:** **Roger Marvin**, 2032 Englewood Dr.,  
Lemon Grove, CA (US) 91945

(\*\*) **Term:** **14 Years**

(21) **Appl. No.:** **29/235,258**

(22) **Filed:** **Jul. 28, 2005**

(51) **LOC (8) Cl.** ..... **08-05**

(52) **U.S. Cl.** ..... **D8/367**

(58) **Field of Classification Search** ..... D8/367;  
D3/328; 248/301, 304, 307, 214-215  
See application file for complete search history.

(56) **References Cited**

**U.S. PATENT DOCUMENTS**

1,987,953	A *	1/1935	Fox	.....	108/76
D229,870	S *	1/1974	Czarny	.....	D3/328
D404,287	S *	1/1999	Hepworth	.....	D8/367
D417,385	S *	12/1999	Bries et al.	.....	D8/367
D436,452	S *	1/2001	Gastelum et al.	.....	D6/323
D462,172	S *	9/2002	Aurelio, Jr.	.....	D3/328

\* cited by examiner

*Primary Examiner*—Holly H. Baynham

(74) *Attorney, Agent, or Firm*—Steins & Associates, P.C.

(57) **CLAIM**

The ornamental design for a cantilevered hook, as shown and described.

**DESCRIPTION**

FIG. 1 is a perspective view of the cantilevered hook;

FIG. 2 is a side view of the cantilevered hook;

FIG. 3 is a bottom view of the cantilevered hook;

FIG. 4 is a top view of the cantilevered hook;

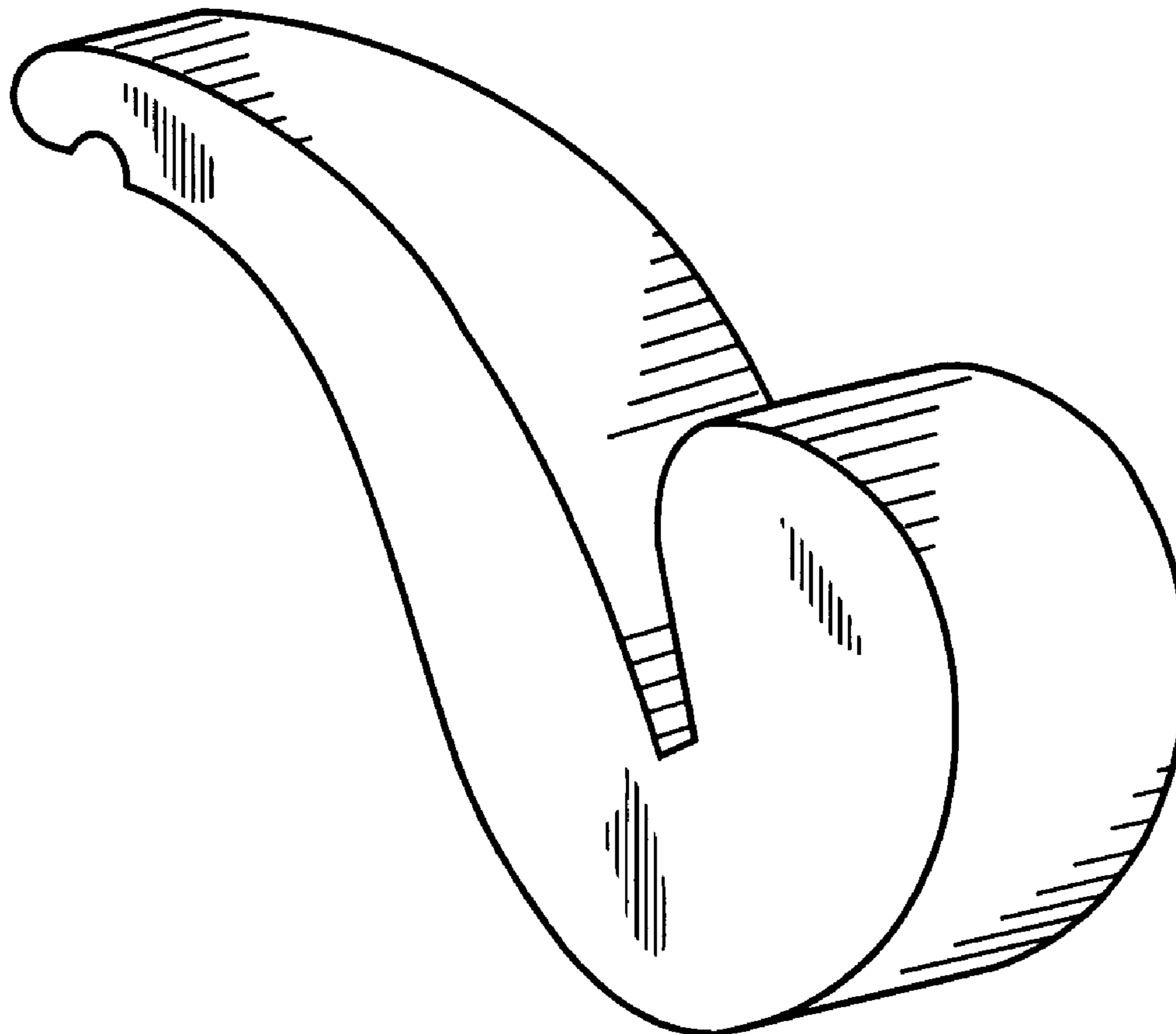
FIG. 5 is a front view of the cantilevered hook;

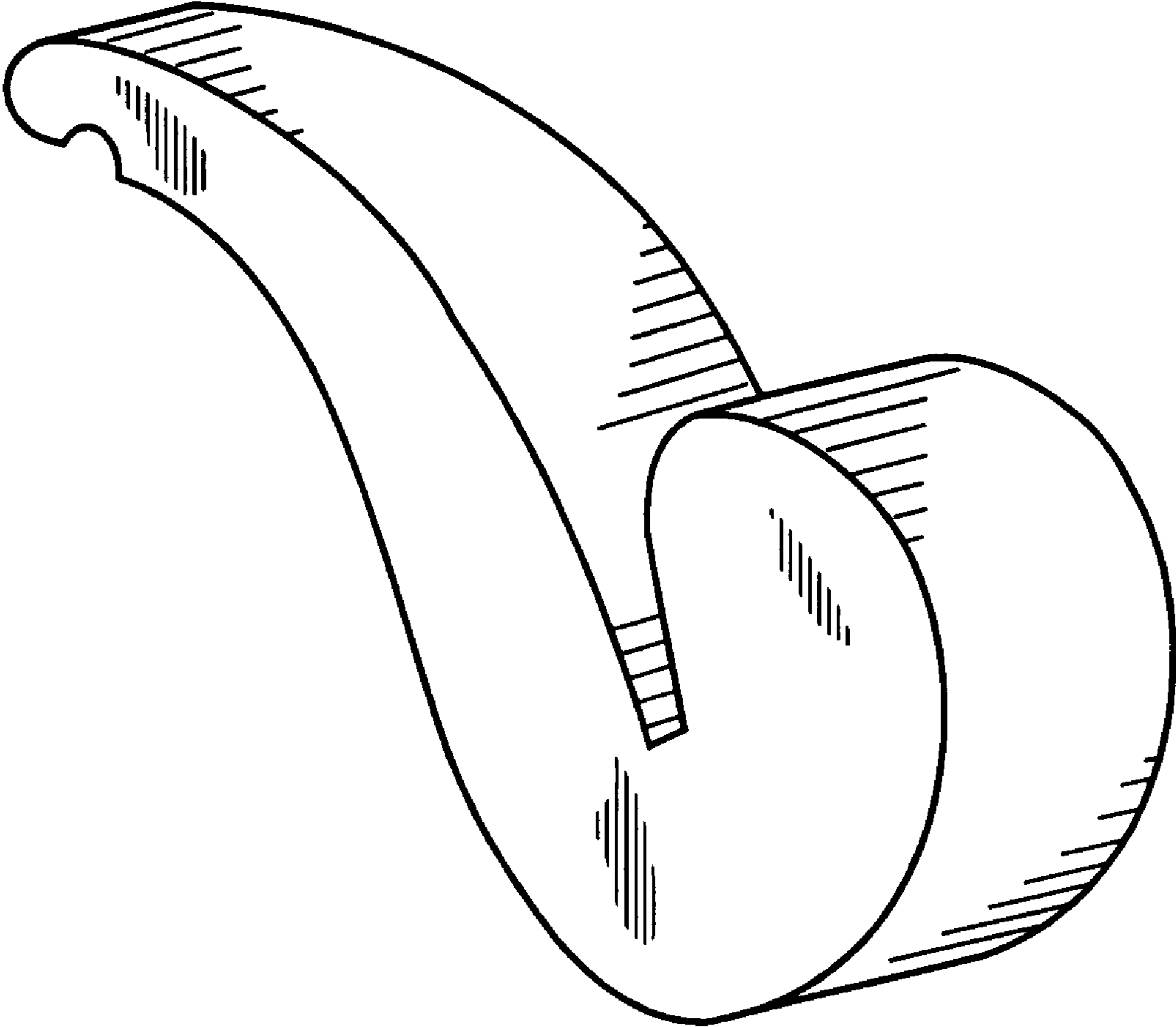
FIG. 6 is a rear view of the cantilevered hook; and,

FIG. 7 is a perspective view of the cantilevered hook perched on a table top hanging a belt thereoff.

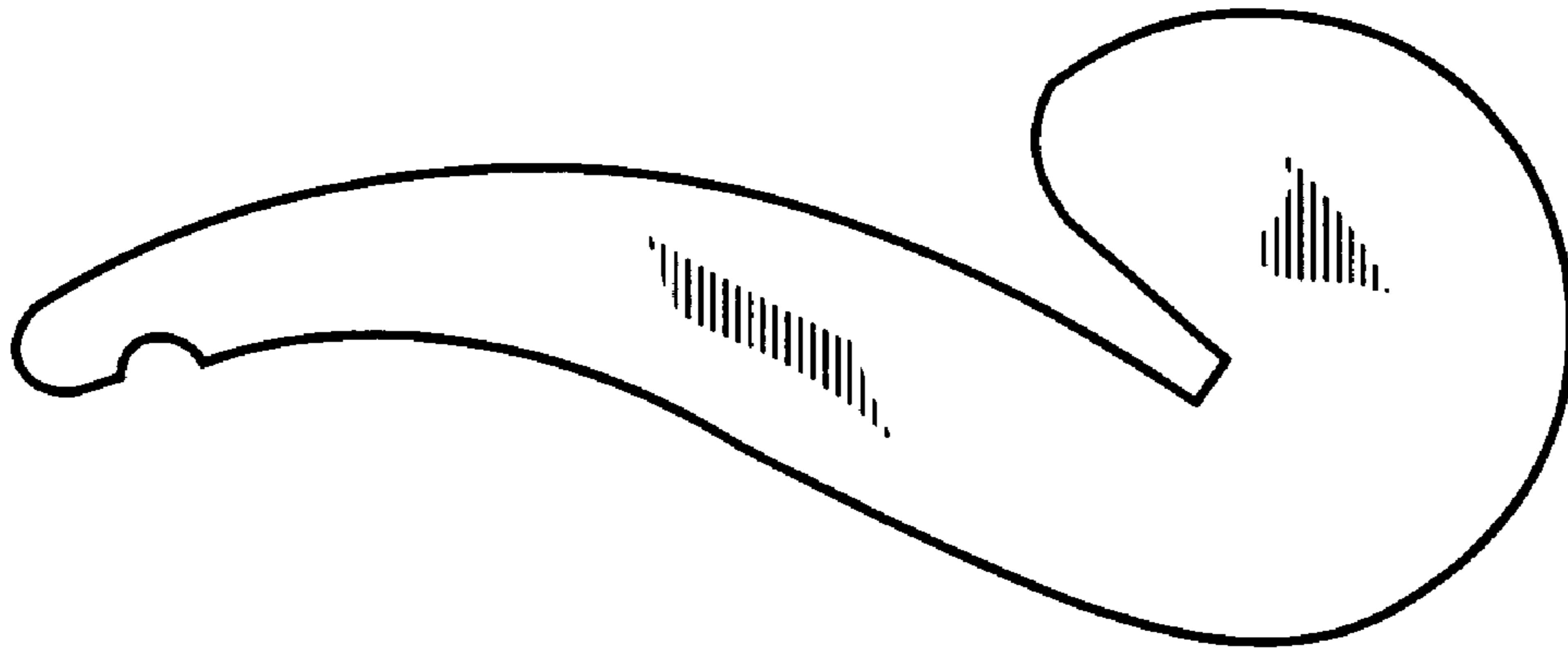
The broken line showing of a partial table surface and a partial bag strap is included for the purposes of illustrating environment and forms no part of the claimed design.

**1 Claim, 4 Drawing Sheets**







**FIGURE 1**




**FIGURE 2**



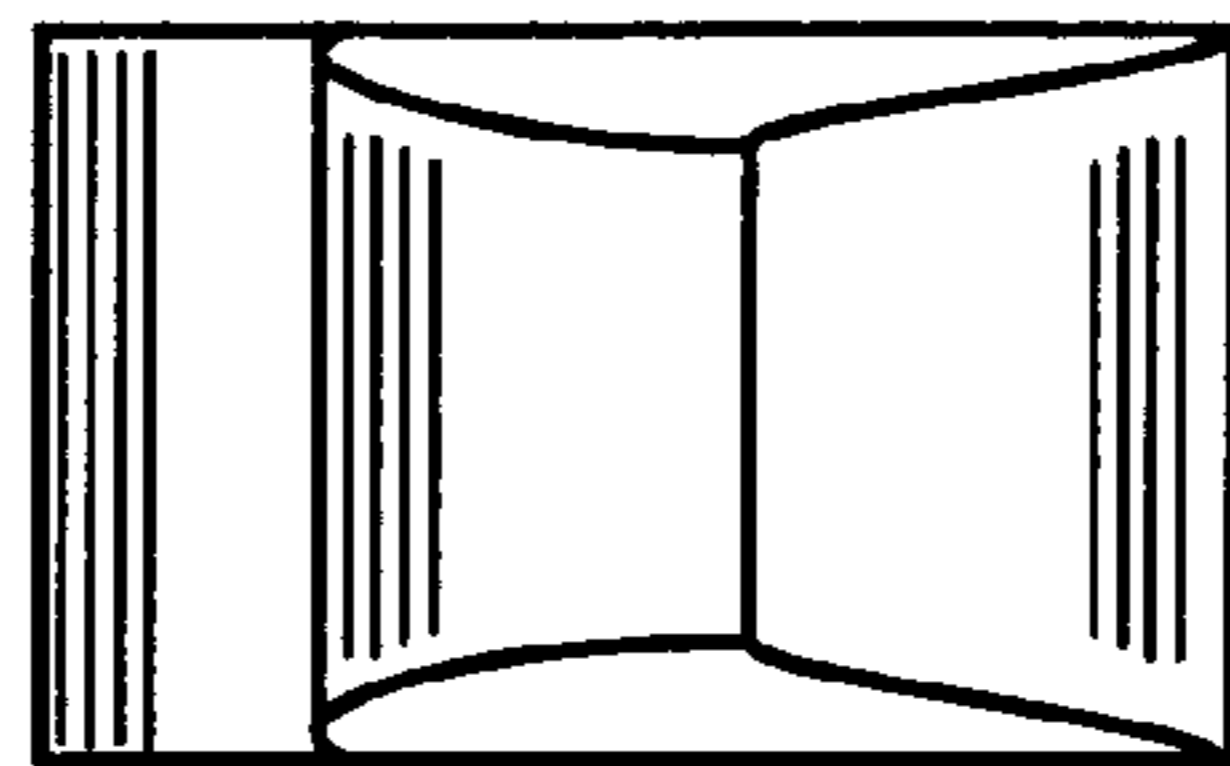
**FIGURE 3**



*FIGURE 4*



*FIGURE 6*



*FIGURE 5*

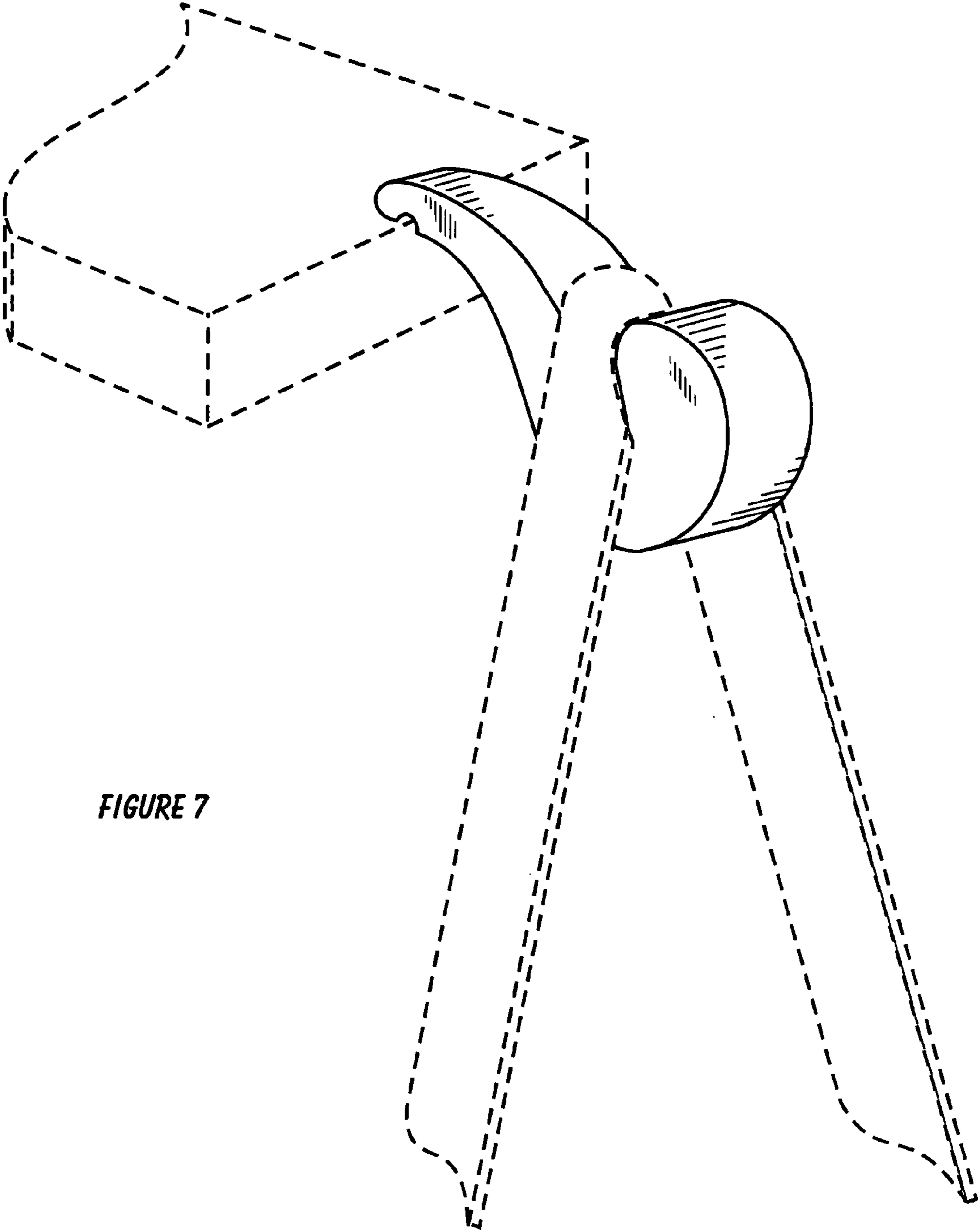


FIGURE 7