

US00D546145S

(12) **United States Design Patent**
Fortier

(10) **Patent No.:** **US D546,145 S**
(45) **Date of Patent:** **** Jul. 10, 2007**

(54) **COMBINED LEVEL HEAD RAKE AND HANDLE**

D385,161 S * 10/1997 Grinde D8/13
D437,533 S * 2/2001 South D8/13
D509,414 S * 9/2005 Hinden D8/13

(75) Inventor: **Andre Fortier**, Berthier sur Mer (CA)

* cited by examiner

(73) Assignee: **Ames True Temper, Inc.**, Camp Hill, PA (US)

Primary Examiner—Holly H. Baynham
Assistant Examiner—Sheryl Friedman

(**) Term: **14 Years**

(74) *Attorney, Agent, or Firm*—David C. Jenkins; Eckert Seamans Cherin & Mellott, LLC

(21) Appl. No.: **29/226,030**

(57) **CLAIM**

(22) Filed: **Mar. 23, 2005**

I claim, the ornamental design for a combined level head rake and handle, as shown and described.

(51) **LOC (8) Cl.** **08-01**

(52) **U.S. Cl.** **D8/13**

(58) **Field of Classification Search** 172/371–372,
172/375–378; 7/114–116; D8/4–12, 52,
D8/83, 300, 13; 56/400.1–400.21
See application file for complete search history.

DESCRIPTION

FIG. 1 is a front perspective view of a level head rake showing my new design;

FIG. 2 is a front elevational view thereof;

FIG. 3 is a back elevational view thereof;

FIG. 4 is a left side elevational view thereof;

FIG. 5 is a right-side elevational view thereof;

FIG. 6 is a top plan view thereof; and,

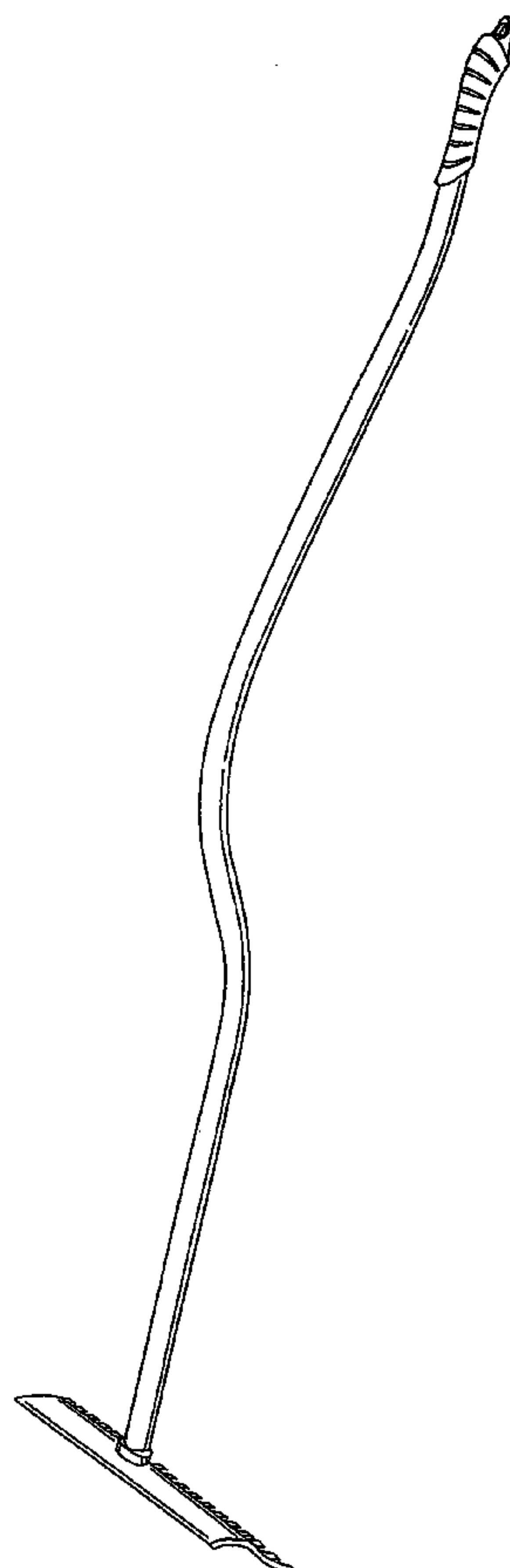
FIG. 7 is a bottom plan view thereof.

(56) **References Cited**

U.S. PATENT DOCUMENTS

757,123	A	*	4/1904	Kampfe	56/400.05
1,138,274	A	*	5/1915	Boxarth	56/400.06
D133,489	S	*	8/1942	Wurster	D8/6
D232,907	S	*	9/1974	Yankee	D8/13
D306,682	S	*	3/1990	Thompson	D8/13
D310,619	S	*	9/1990	Schade	D8/13

1 Claim, 4 Drawing Sheets



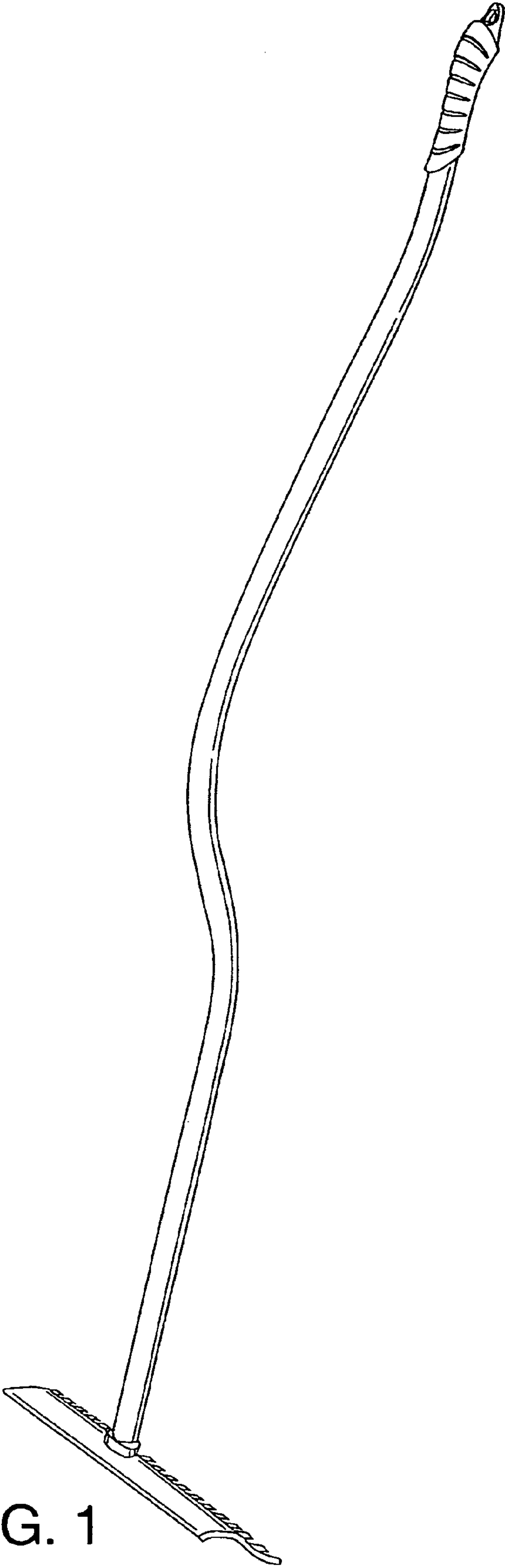


FIG. 1

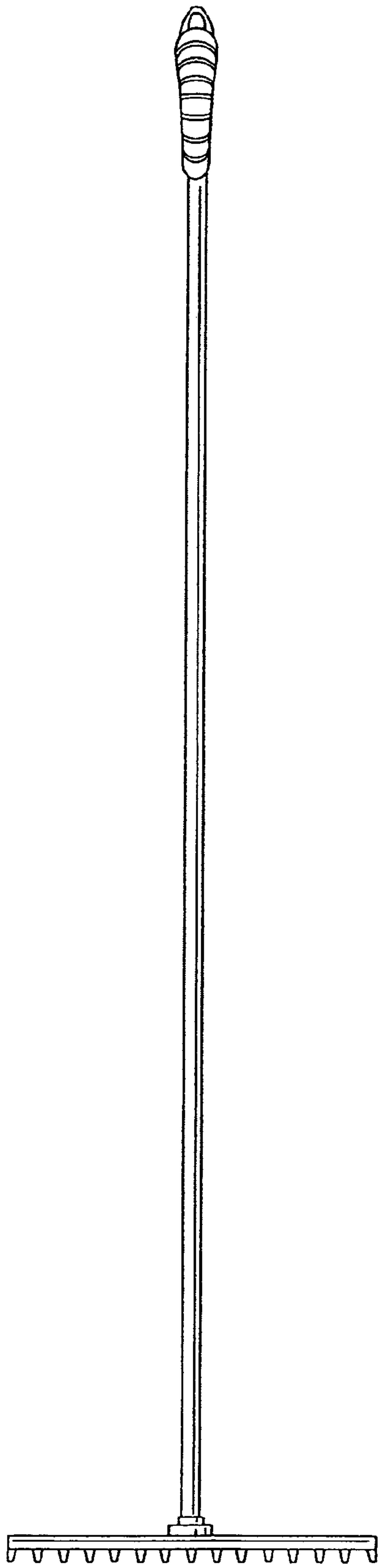


FIG. 2

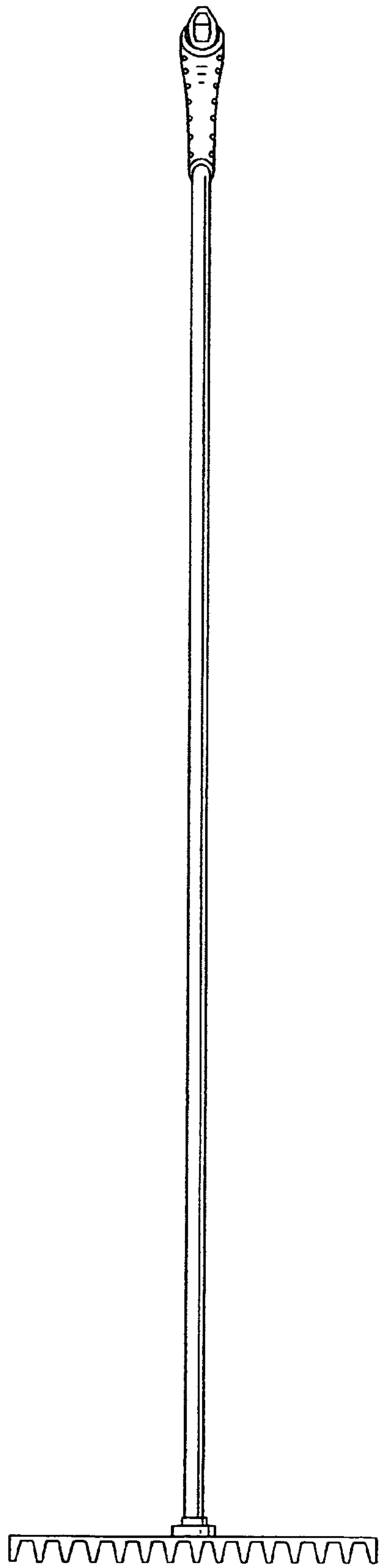


FIG. 3

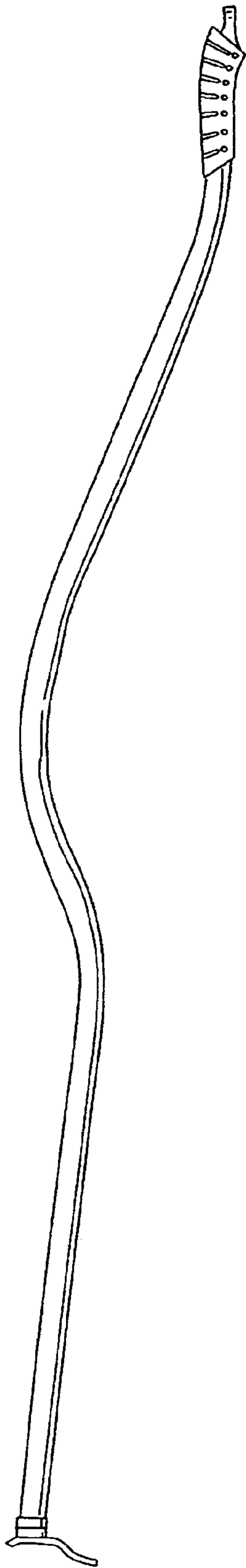


FIG. 4



FIG. 5

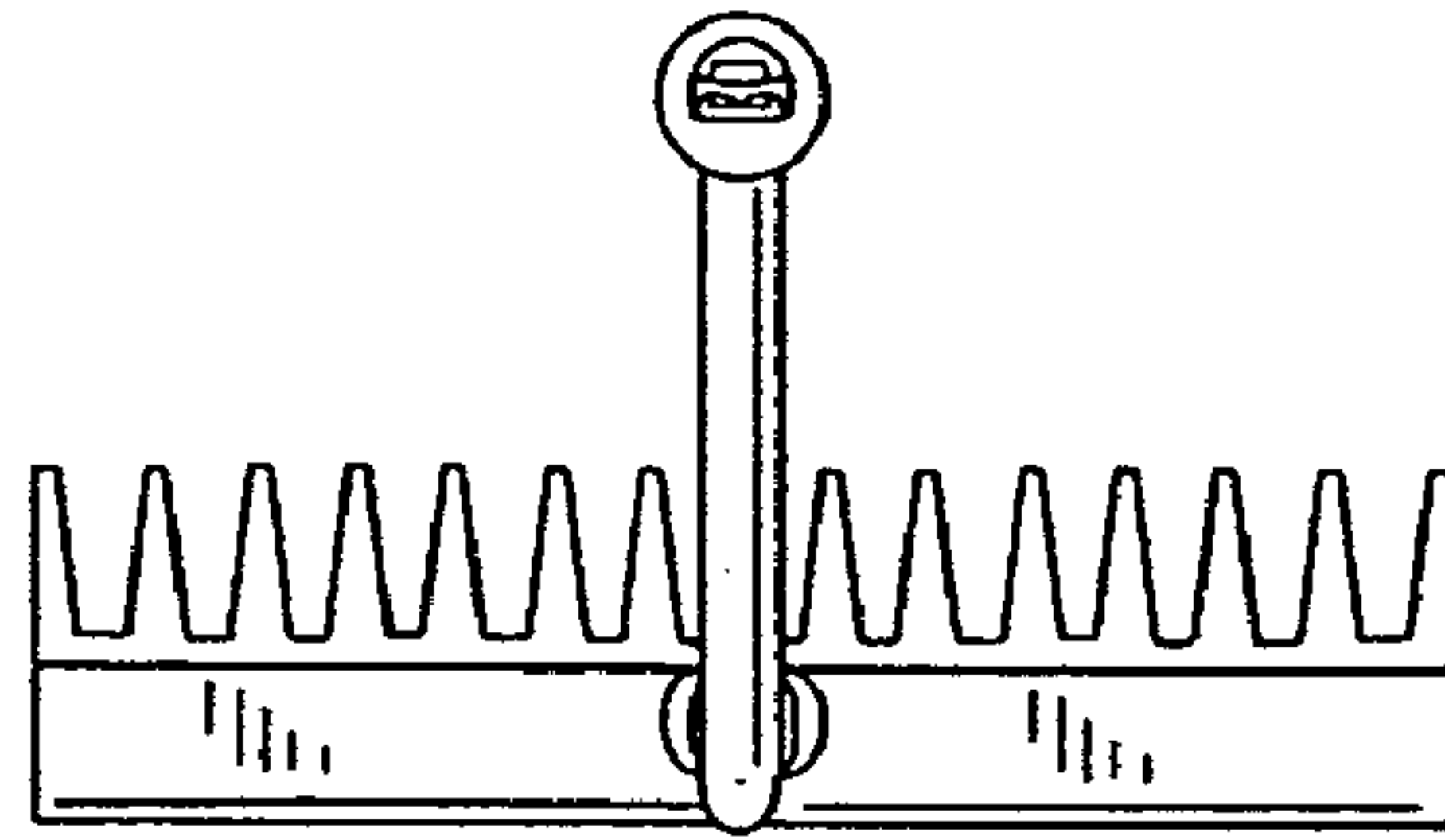


FIG. 6

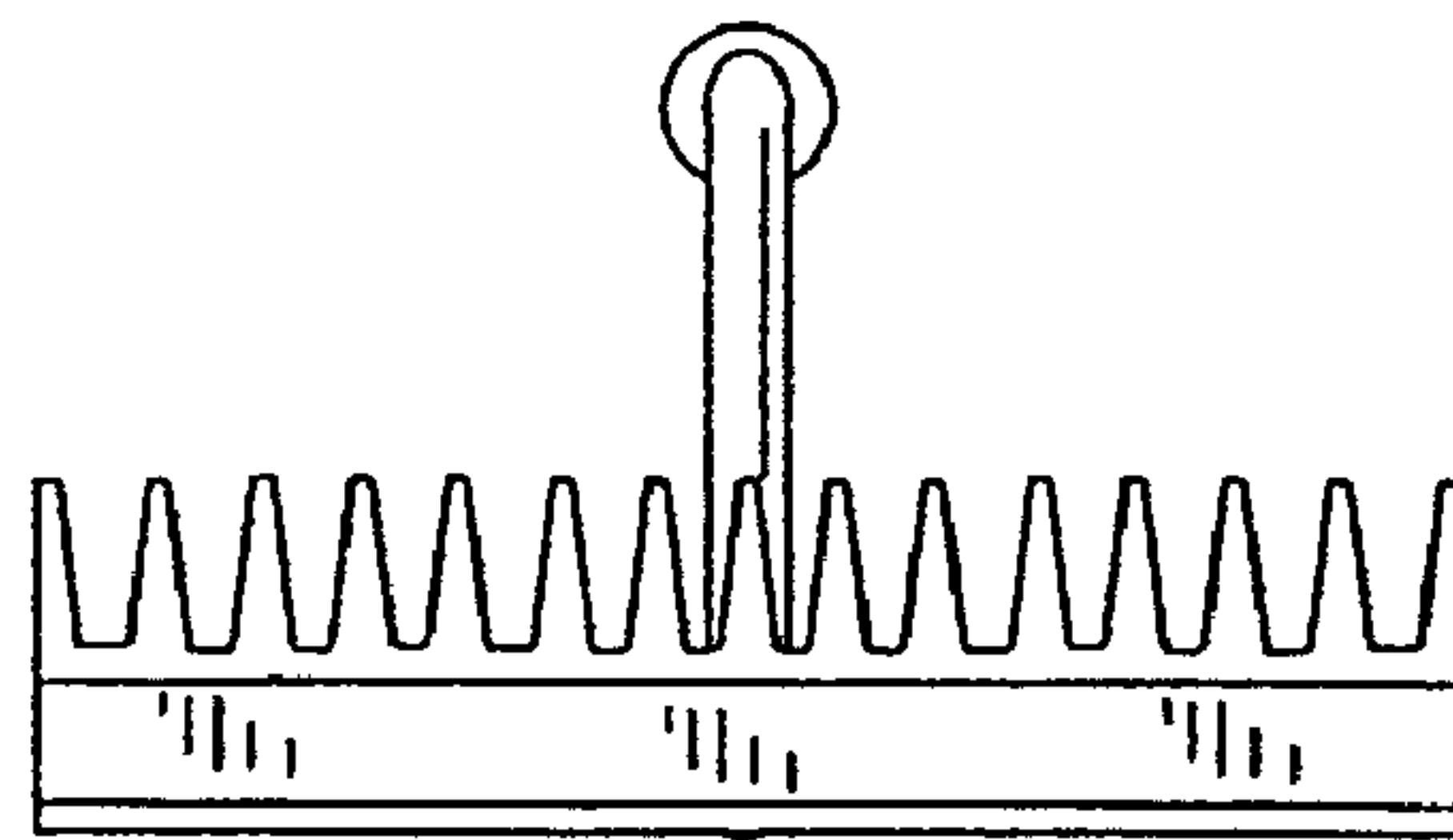


FIG. 7