

US00D546135S

(12) **United States Design Patent** (10) **Patent No.:** **US D546,135 S**
Ricks (45) **Date of Patent:** **** Jul. 10, 2007**

(54) **COMBINATION TOMATO CORER AND KNIFE**

(76) Inventor: **Stephen Howard Ricks**, 3190 N. Woodrow St., Arlington, VA (US) 22207-4483

(**) Term: **14 Years**

(21) Appl. No.: **29/251,164**

(22) Filed: **Jan. 5, 2006**

Related U.S. Application Data

(63) Continuation-in-part of application No. 10/819,912, filed on Apr. 8, 2004, now abandoned.

(51) **LOC (8) Cl.** **07-03**

(52) **U.S. Cl.** **D7/650; D7/696**

(58) **Field of Classification Search** D7/393, D7/395, 401.2, 642-646, 649-650, 652-653, D7/662-664, 695-696; D8/75, 80, 83, 87, D8/98, 99, 102, 107, 300, 303; 30/123.5-123.7, 30/128, 142-143, 147-149, 304, 316, 329, 30/340, 342-346, 353, 355, 394; 99/542
See application file for complete search history.

(56) **References Cited**

U.S. PATENT DOCUMENTS

- 106,473 A 8/1870 Durand et al.
- 456,784 A 7/1891 Varell
- 457,376 A 8/1891 Sherman
- 495,110 A * 4/1893 Hayes et al. 30/355
- 850,871 A 4/1907 Hagasse
- 987,548 A 3/1911 Carkin
- D50,096 S 12/1916 Forster
- 1,261,954 A 4/1918 Newman
- 1,301,297 A 4/1919 Newman
- 1,371,948 A * 3/1921 Szutz 30/316

- 1,442,577 A 1/1923 Kugel et al.
- 1,477,662 A 12/1923 Perry
- 1,578,827 A 3/1926 Holsinger
- 1,629,131 A 5/1927 Sullivan
- 1,674,606 A 6/1928 Moscrip
- 1,794,800 A 3/1931 Smith
- D110,397 S * 7/1938 Morny D7/650
- 2,164,373 A * 7/1939 Ayliffe 294/50.6
- 2,222,388 A 11/1940 Zimmer
- 2,257,202 A 9/1941 Taylor

(Continued)

FOREIGN PATENT DOCUMENTS

EP 0 528 628 2/1993

(Continued)

Primary Examiner—Cathron C. Brooks

Assistant Examiner—Ricky Pham

(74) *Attorney, Agent, or Firm*—Swift Law Office; Stephen Christopher Swift

(57) **CLAIM**

The ornamental design for a combination tomato corer and knife, as shown.

DESCRIPTION

FIG. 1 is a perspective view of a combination tomato corer and knife showing my new design;

FIG. 2 is a right side elevational view thereof;

FIG. 3 is a left side elevational view thereof;

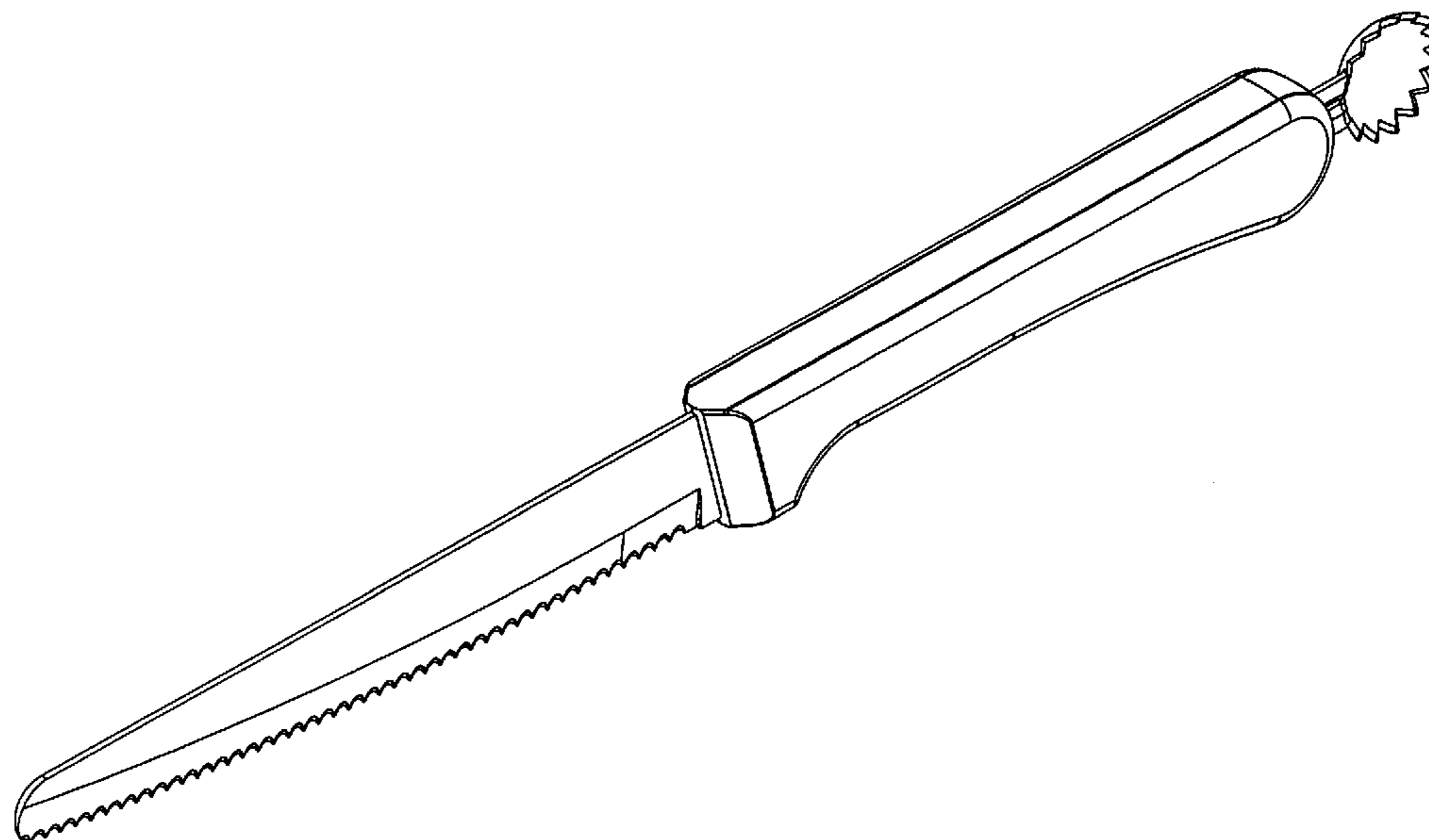
FIG. 4 is a top view thereof;

FIG. 5 is a bottom view thereof;

FIG. 6 is a front elevational view thereof; and,

FIG. 7 is a rear elevational view thereof.

1 Claim, 7 Drawing Sheets



US D546,135 S

Page 2

U.S. PATENT DOCUMENTS

2,258,448 A 10/1941 Gesell
2,503,064 A 4/1950 Peterson
2,505,917 A 5/1950 Schumacher
2,659,144 A 11/1953 Conkle
2,815,570 A 12/1957 Engstrom
3,205,575 A * 9/1965 Senkewitz 30/355
3,505,731 A 4/1970 Giangiulio
3,618,208 A * 11/1971 Cronheim 30/113.1
3,748,738 A 7/1973 Alexander
3,936,934 A 2/1976 Bowden
4,649,645 A 3/1987 Mez
4,690,047 A 9/1987 Balzano
4,763,414 A 8/1988 McNeill, II
4,823,467 A * 4/1989 Campbell et al. 30/355

4,828,114 A 5/1989 Bardeen
4,969,267 A 11/1990 Anenberg
D315,660 S * 3/1991 Hahn D7/650
5,056,223 A 10/1991 Buck et al.
5,092,043 A 3/1992 Shirkey
5,157,836 A 10/1992 Aulbers et al.
D375,876 S * 11/1996 Allison D7/696
5,839,197 A * 11/1998 Durst 30/353
D420,868 S 2/2000 Hasegawa
D422,854 S * 4/2000 Wallays D7/696
D491,418 S * 6/2004 Marlow D7/646

FOREIGN PATENT DOCUMENTS

JP 6-133845 5/1994

* cited by examiner

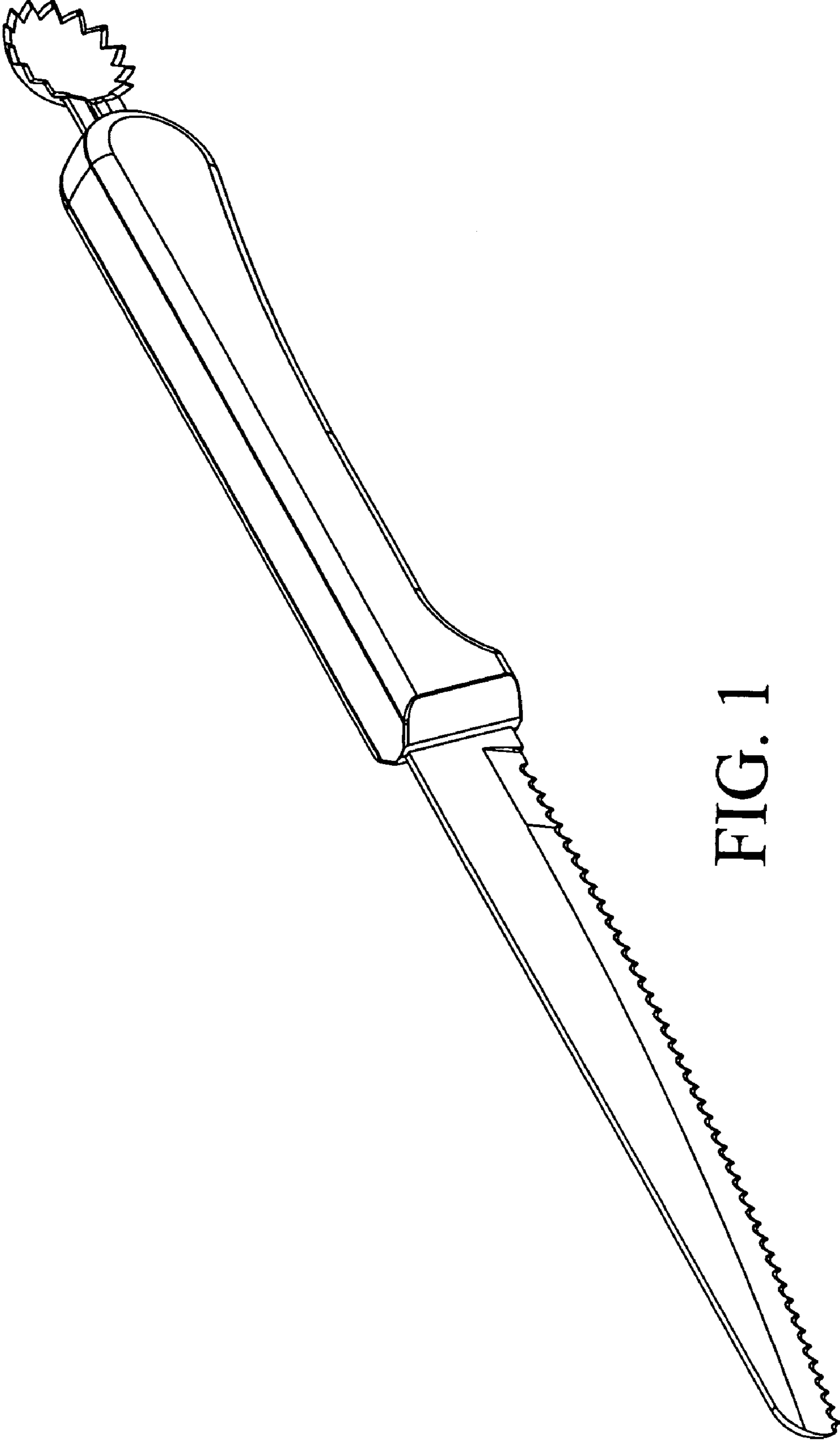


FIG. 1

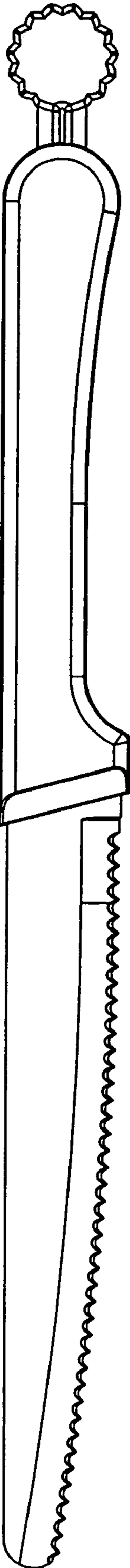


FIG. 2

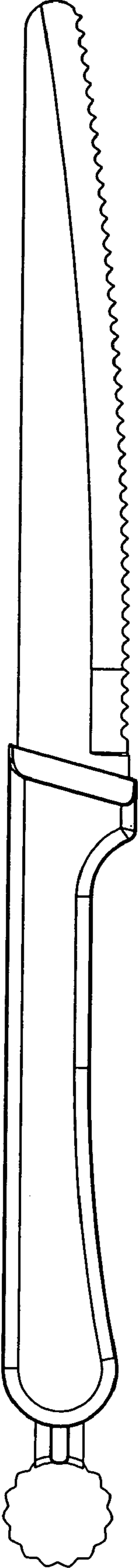


FIG. 3

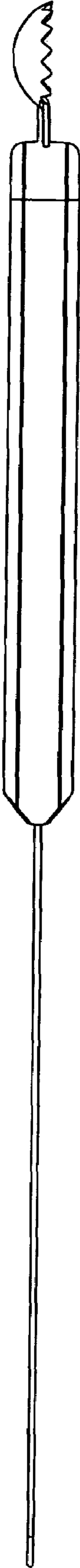


FIG. 4

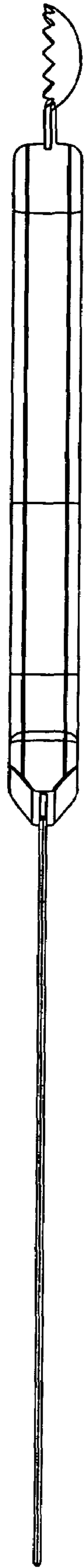


FIG. 5




FIG. 6



FIG. 7