

US00D546134S

(12) **United States Design Patent**
Leuze

(10) **Patent No.:** **US D546,134 S**

(45) **Date of Patent:** **** Jul. 10, 2007**

(54) **KNIFE HANDLE**

(75) Inventor: **Wilhelm Leuze**, Esslingen (DE)

(73) Assignee: **Friedr. Dick GmbH & Co. KG**,
Déizisau (DE)

(**) Term: **14 Years**

(21) Appl. No.: **29/237,567**

(22) Filed: **Sep. 1, 2005**

(30) **Foreign Application Priority Data**

Apr. 1, 2005 (EM) 000319504

(51) **LOC (8) Cl.** **07-03**

(52) **U.S. Cl.** **D7/649**

(58) **Field of Classification Search** D7/401.2,
D7/649, 650, 652, 693, 695, 696, 381, 393,
D7/395, 396.4, 412; D8/98-100, 107; 30/151-160,
30/123.5, 295, 344; D29/113, 114
See application file for complete search history.

(56) **References Cited**

U.S. PATENT DOCUMENTS

D269,244 S * 6/1983 Becher et al. D7/650
D303,748 S * 10/1989 Yamagishi D7/649
D358,529 S * 5/1995 Rich D7/401.2
D407,267 S * 3/1999 Juhlin et al. D7/401.2

D435,199 S * 12/2000 Cohen et al. D7/649
D435,420 S * 12/2000 Ayoob D8/99
D455,937 S * 4/2002 Huebner D7/649
D473,430 S * 4/2003 Fedor et al. D7/649
D524,121 S * 7/2006 Loeb D7/649

* cited by examiner

Primary Examiner—Alan P. Douglas

Assistant Examiner—Barbara Fox

(74) *Attorney, Agent, or Firm*—Walter A. Hackler

(57) **CLAIM**


The ornamental design for the knife handle, as shown and described.

DESCRIPTION

FIG. 1 is a side view of the present invention;
FIG. 2 is an enlarged side view of the present invention;
FIG. 3 is a top view of the present invention;
FIG. 4 is a bottom view of the present invention;
FIG. 5 is a front view of the present invention; and,
FIG. 6 is a back view of the present invention.

The broken line showing of the knife handle is included for the purpose of illustrating environmental structure and forms no part of the claimed design.

1 Claim, 1 Drawing Sheet



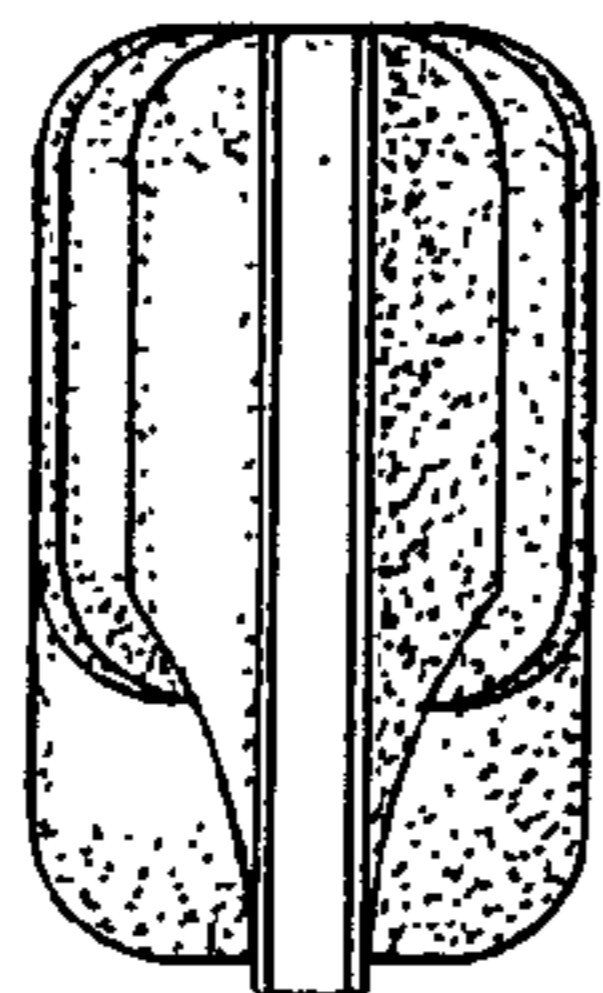
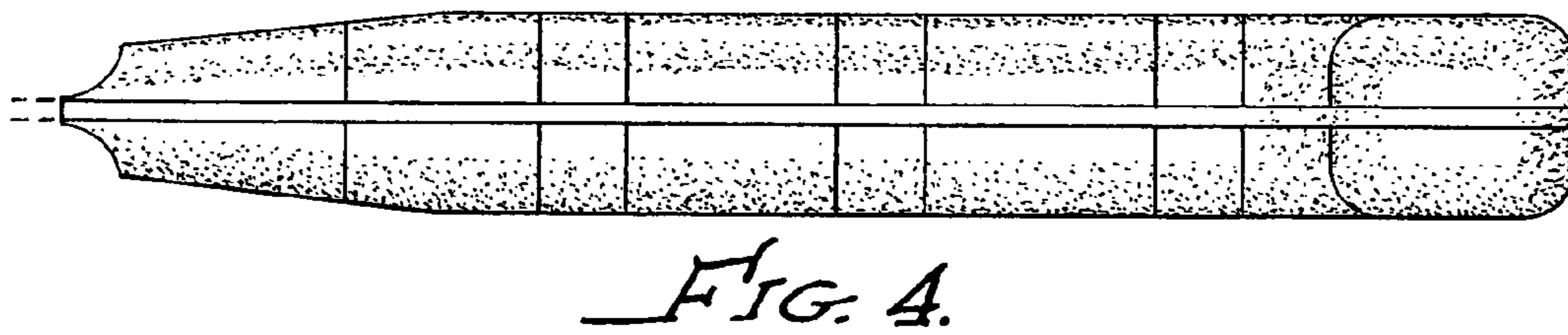
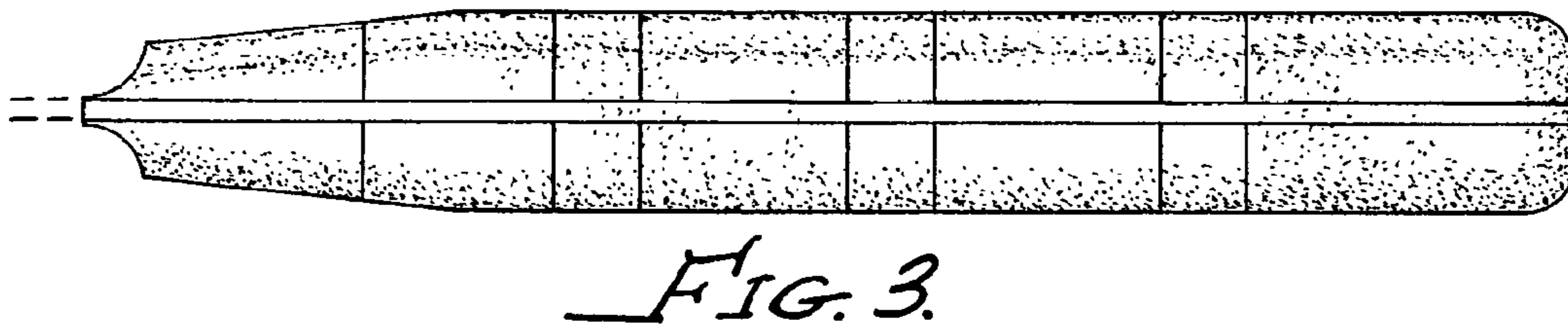
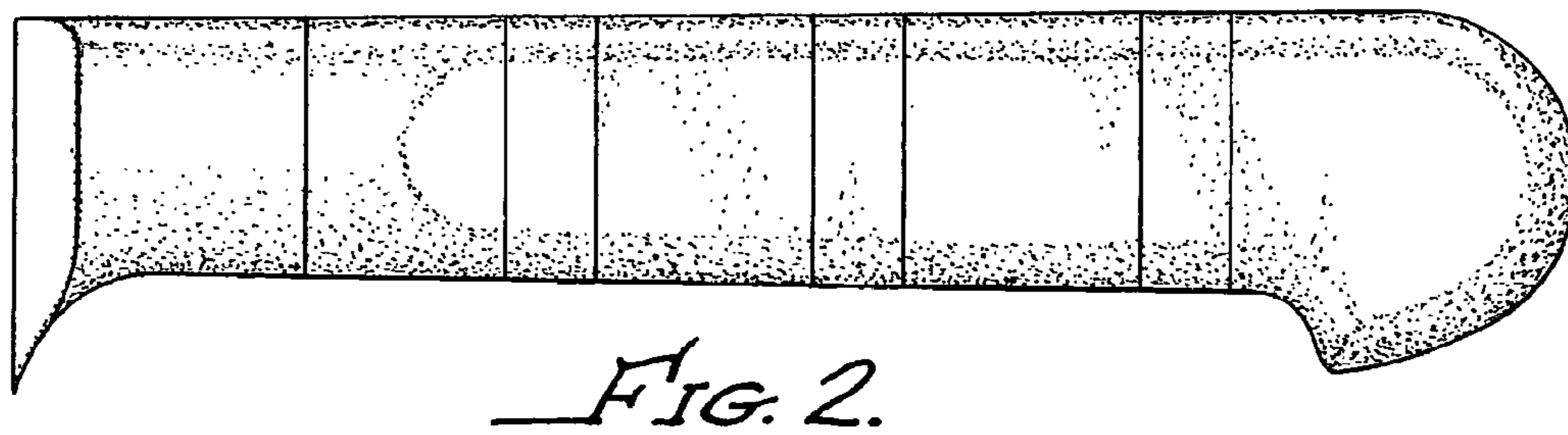
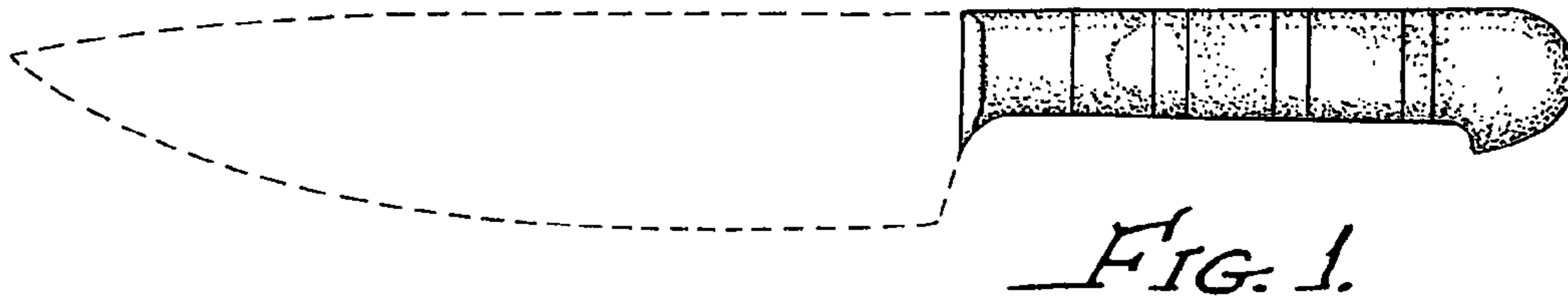


FIG. 5.

FIG. 6.

