



US00D546125S

(12) **United States Design Patent**  
**Bhavnani**

(10) **Patent No.:** **US D546,125 S**

(45) **Date of Patent:** **\*\* Jul. 10, 2007**

(54) **RUBBERIZED TUMBLER MUG**

(75) Inventor: **Dilip Bhavnani**, Beverly Hills, CA  
(US)

(73) Assignee: **Sun Coast Merchandise Corporation**,  
Commerce, CA (US)

(\*\*) Term: **14 Years**

(21) Appl. No.: **29/246,427**

(22) Filed: **Apr. 10, 2006**

(51) **LOC (8) Cl.** ..... **07-01**

(52) **U.S. Cl.** ..... **D7/523; D7/532**

(58) **Field of Classification Search** ..... D7/507,  
D7/509, 510, 511, 536, 533, 300.2, 396.3,  
D7/584, 532, 523, 316, 300, 300.1, 598, 602;  
215/387, DIG. 7, 229, 382; 220/715, 710.5,  
220/711, 703, 592.16, 592.17, 710; 219/386,  
219/432, 438, 436; D11/153; D9/503, 538,  
D9/549, 556, 500

See application file for complete search history.

(56) **References Cited**

**U.S. PATENT DOCUMENTS**

D29,813 S \* 12/1898 Buttler ..... D7/523  
D38,248 S \* 9/1906 Helmer ..... D7/523  
D67,869 S \* 7/1925 Boswell ..... D7/523  
D130,277 S \* 11/1941 Eggleton ..... D7/532  
3,471,075 A \* 10/1969 Wolf ..... 229/400  
5,449,089 A \* 9/1995 Turner et al. .... 220/675

D416,757 S \* 11/1999 Ginuntoli ..... D7/523  
D433,599 S \* 11/2000 Kristiansen et al. .... D7/523  
D469,658 S \* 2/2003 Norris et al. .... D7/523  
D474,077 S \* 5/2003 Hatsumoto ..... D7/608  
D479,437 S \* 9/2003 Gluck ..... D7/523  
D511,072 S \* 11/2005 Trombly ..... D7/533  
D528,861 S \* 9/2006 Herrera ..... D7/510  
D534,769 S \* 1/2007 Norris et al. .... D7/523

**OTHER PUBLICATIONS**

U.S. Appl. No. 29/246,714, William Yelland.

\* cited by examiner

*Primary Examiner*—M. N. Pandozzi

(74) *Attorney, Agent, or Firm*—The Soni Law Firm

(57) **CLAIM**

The ornamental design for a rubberized tumbler mug, as shown and described.

**DESCRIPTION**

FIG. 1 is a top side perspective view of a rubberized tumbler mug showing my new design;

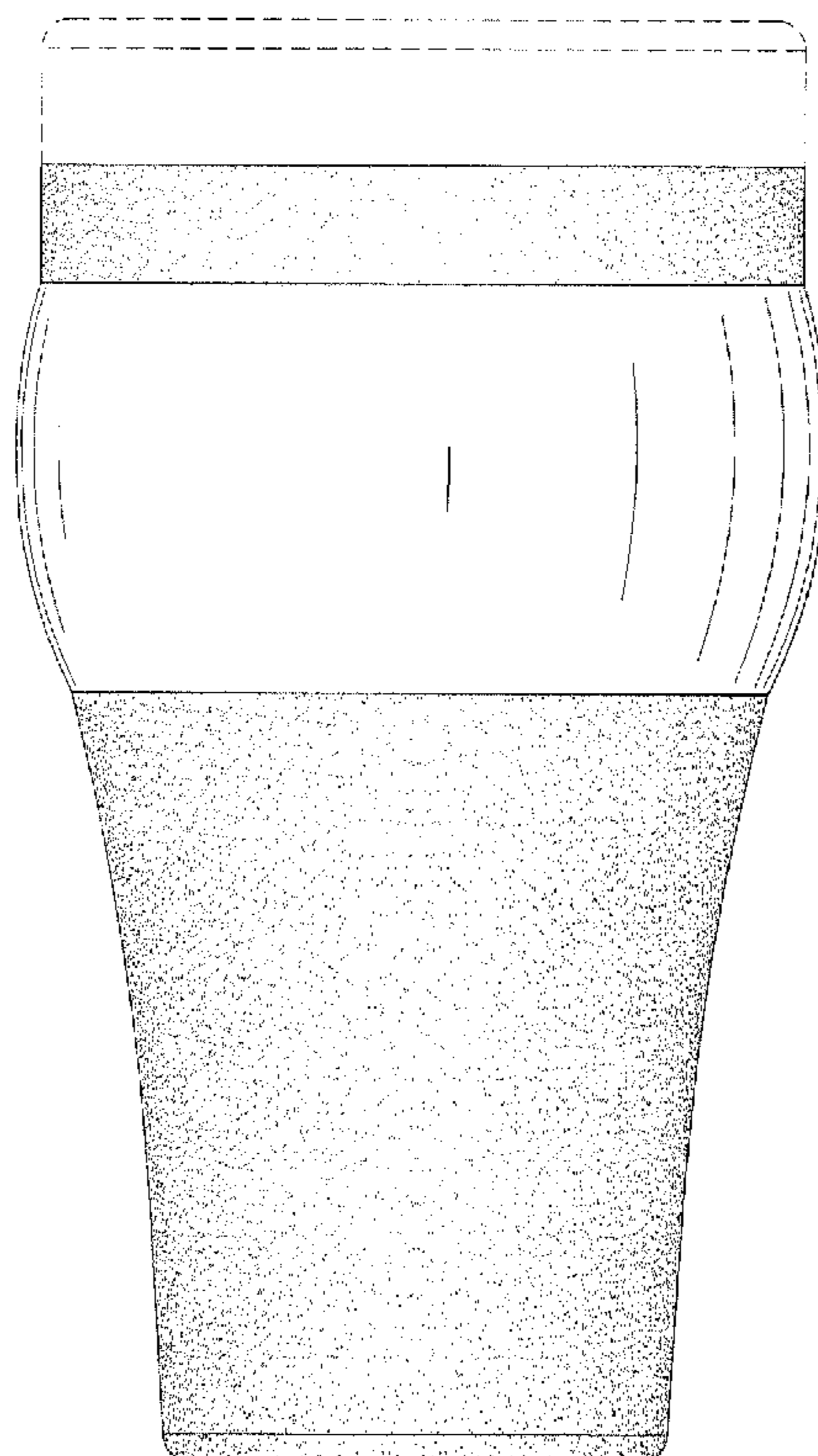
FIG. 2 is a front elevational view thereof;

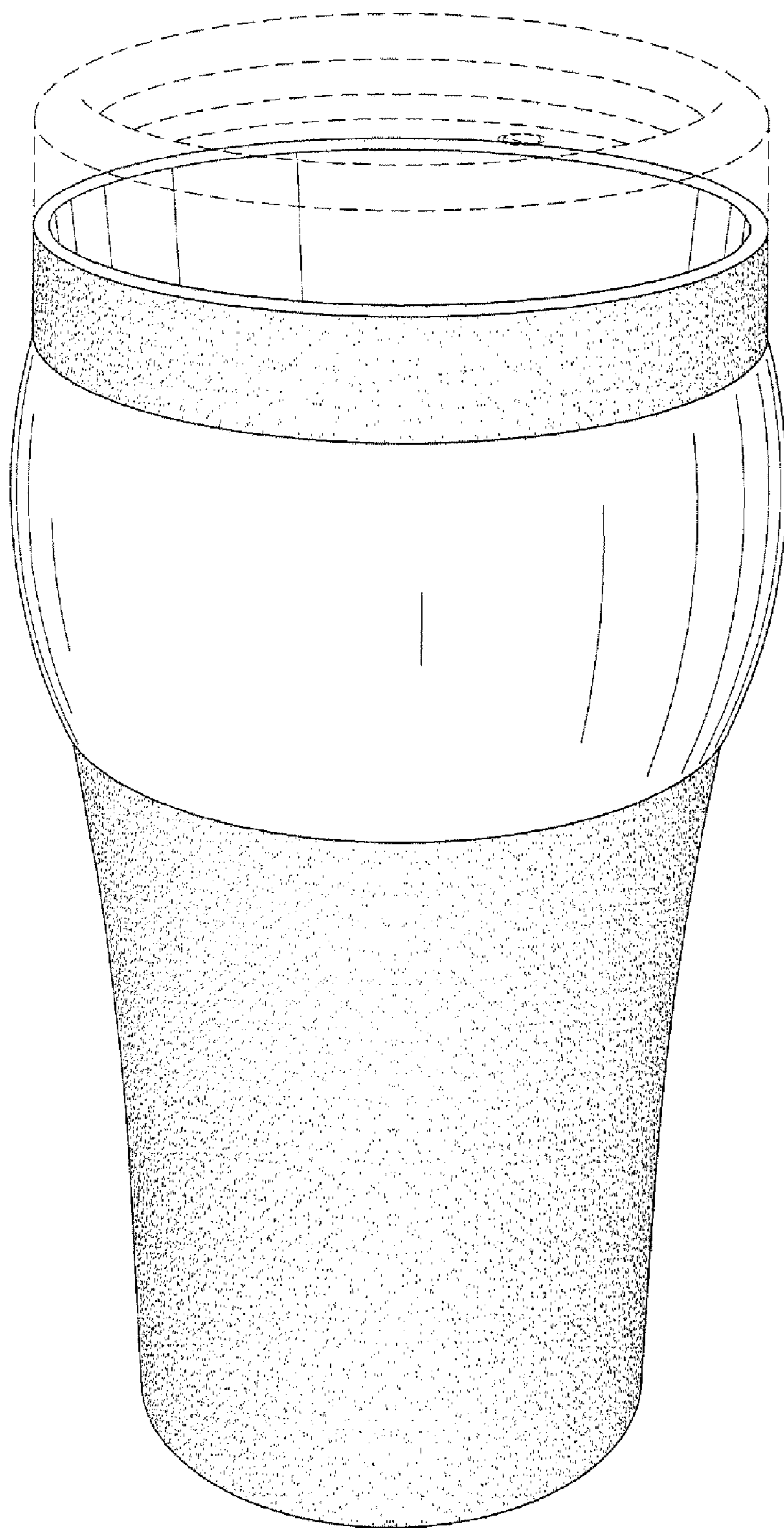
FIG. 3 is a top plan view thereof; and,

FIG. 4 is a bottom plan view thereof.

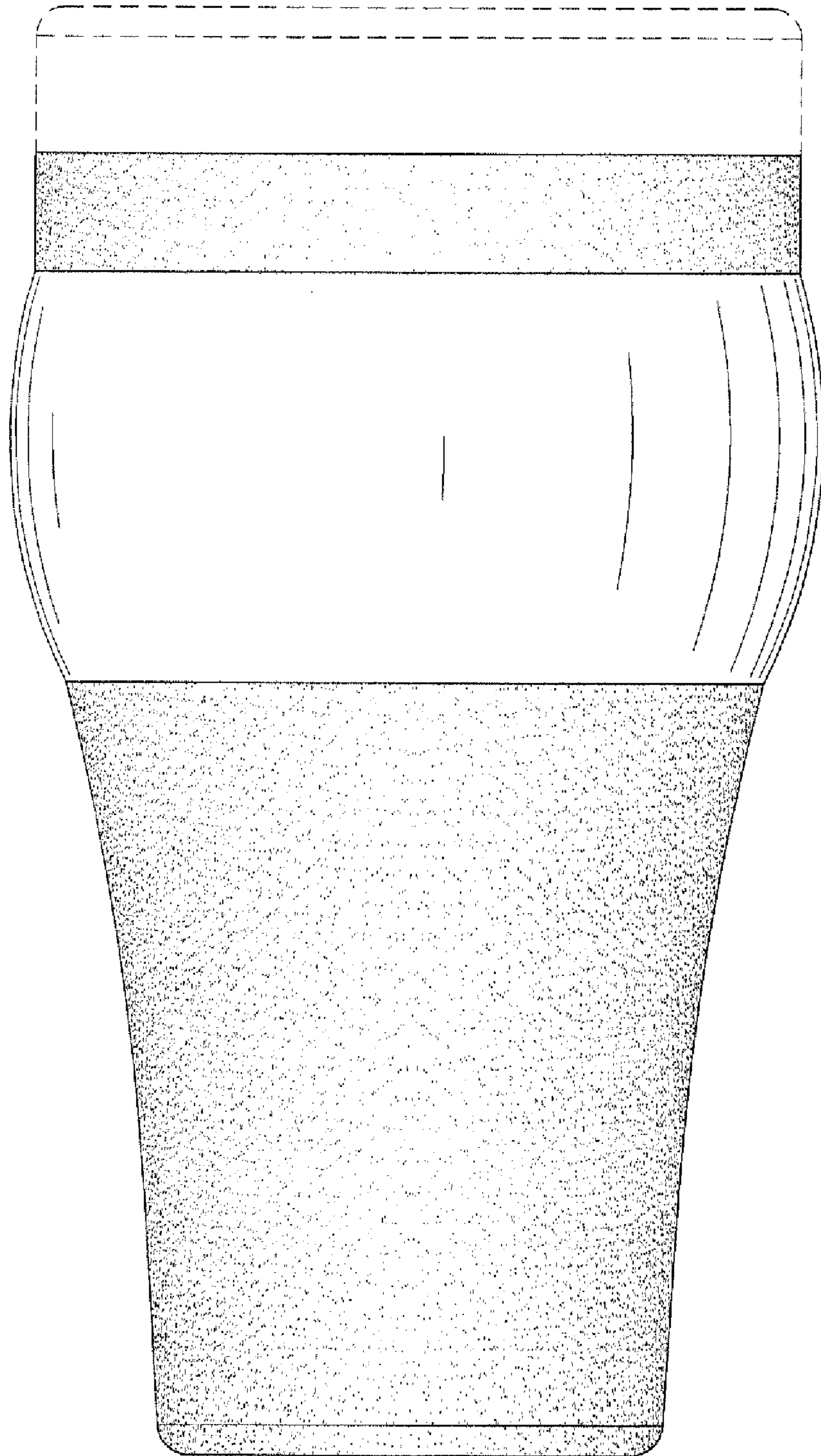
The broken lines in FIGS. 1-3 are included for the purpose of illustration and form no part of the claimed design.

**1 Claim, 3 Drawing Sheets**



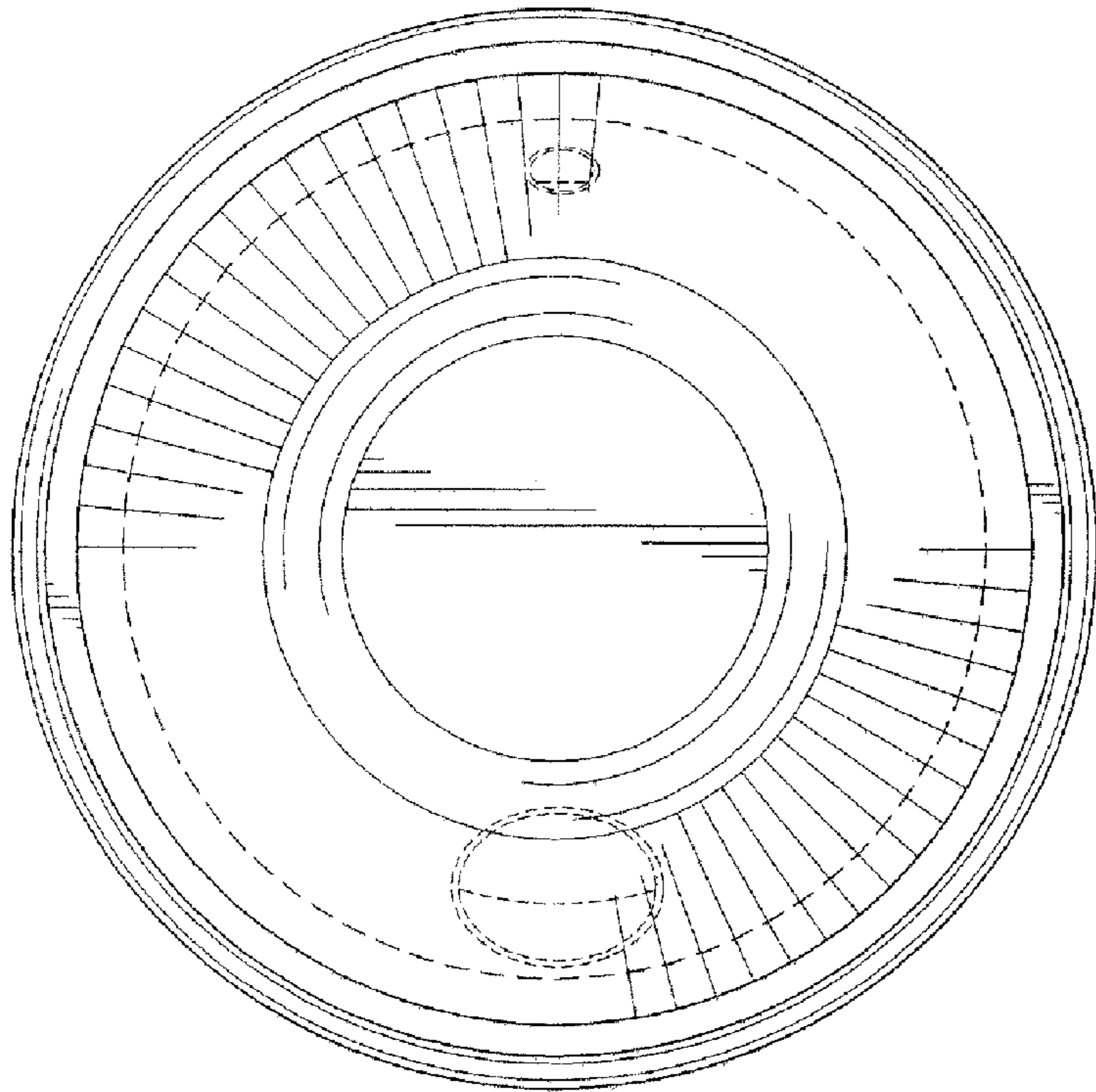


*FIG. 1*

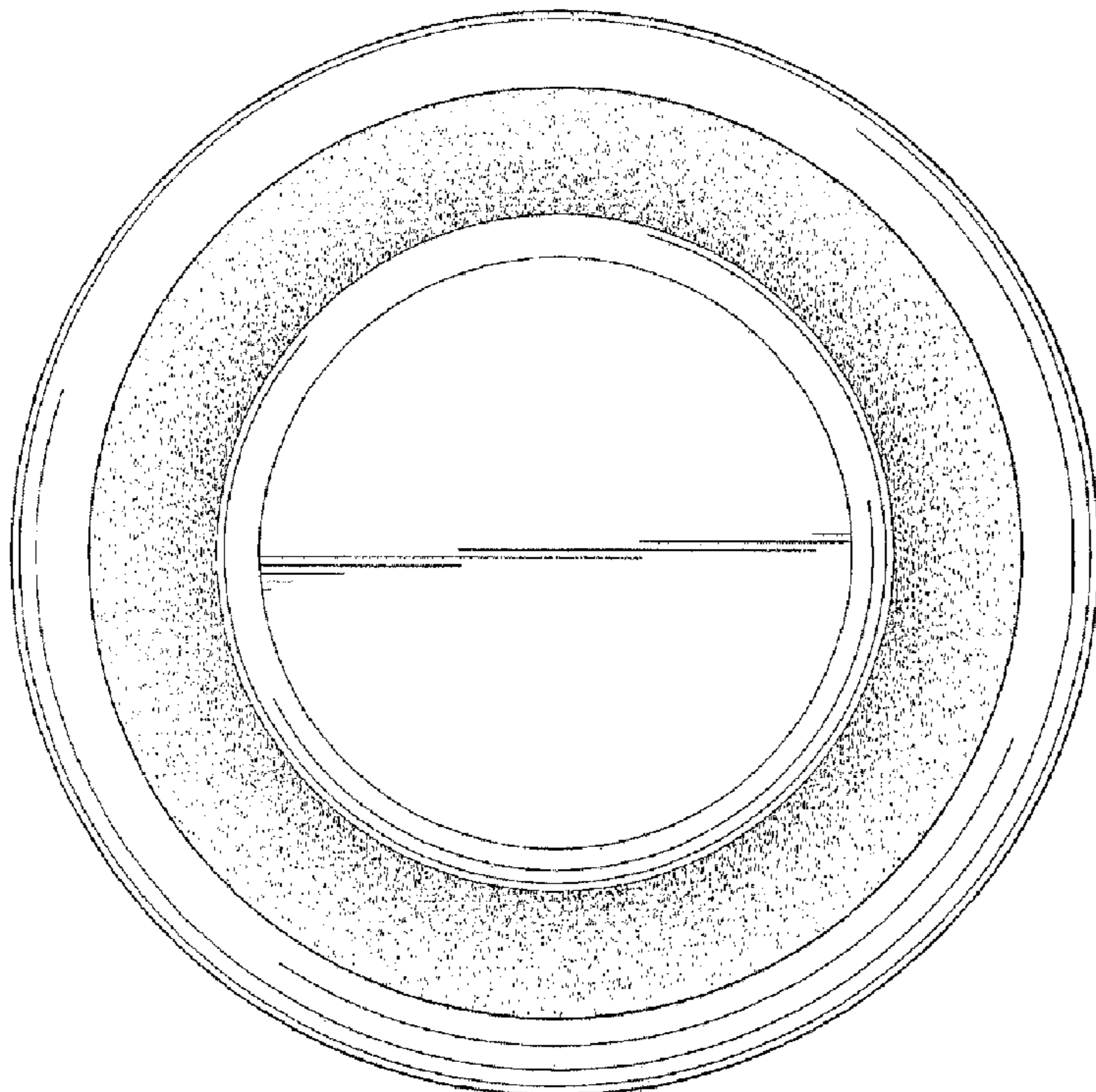


*FIG. 2*





*FIG. 3*



*FIG. 4*