

US00D546119S

(12) **United States Design Patent**
Dodge

(10) **Patent No.:** **US D546,119 S**
(45) **Date of Patent:** **** Jul. 10, 2007**

(54) **MICROWAVE OVEN PEDESTAL**

(75) Inventor: **Angela N. Dodge**, Schaumburg, IL
(US)

(73) Assignee: **Kraft Foods Holdings, Inc.**, Northfield,
IL (US)

(**) Term: **14 Years**

(21) Appl. No.: **29/276,398**

(22) Filed: **Jan. 24, 2007**

D243,649 S *	3/1977	Carbary	D7/409
D243,883 S *	3/1977	Cade et al.	D24/124
4,249,464 A *	2/1981	Hansen	99/450
D267,386 S *	12/1982	Kneale, III	D7/388
4,369,346 A *	1/1983	Hart et al.	219/730
D268,163 S *	3/1983	Hansen	D7/409
D278,306 S *	4/1985	McIntosh	D7/409
D305,035 S *	12/1989	Yon et al.	D18/49
D322,182 S *	12/1991	Corsile	D6/419
5,223,685 A *	6/1993	DeRienzo, Jr.	219/732
5,755,162 A *	5/1998	Knight et al.	108/53.1
D409,048 S *	5/1999	Verkinderen	D7/410
D458,000 S *	5/2002	Medoff et al.	D34/38
D459,050 S *	6/2002	Meyer	D34/38

Related U.S. Application Data

(62) Division of application No. 29/220,913, filed on Jan. 7, 2005.

(51) **LOC (8) Cl.** **07-99**

(52) **U.S. Cl.** **D7/388; D7/409**

(58) **Field of Classification Search** D7/387,
D7/388, 409, 359, 550.1, 553.2, 554.3; D32/55;
D34/38; D9/424, 456, 409; 99/450; 107/25;
219/732, 730, 407, 735, 754; D18/49; D19/92;
D15/28

See application file for complete search history.

(56) **References Cited**

U.S. PATENT DOCUMENTS

D154,300 S *	6/1949	Morris	D19/92
3,424,110 A *	1/1969	Toot	108/53.3
3,941,968 A *	3/1976	MacMaster et al.	219/728

* cited by examiner

Primary Examiner—M. N. Pandozzi

(57) **CLAIM**

The ornamental design for a microwave oven pedestal, as shown and described.

DESCRIPTION

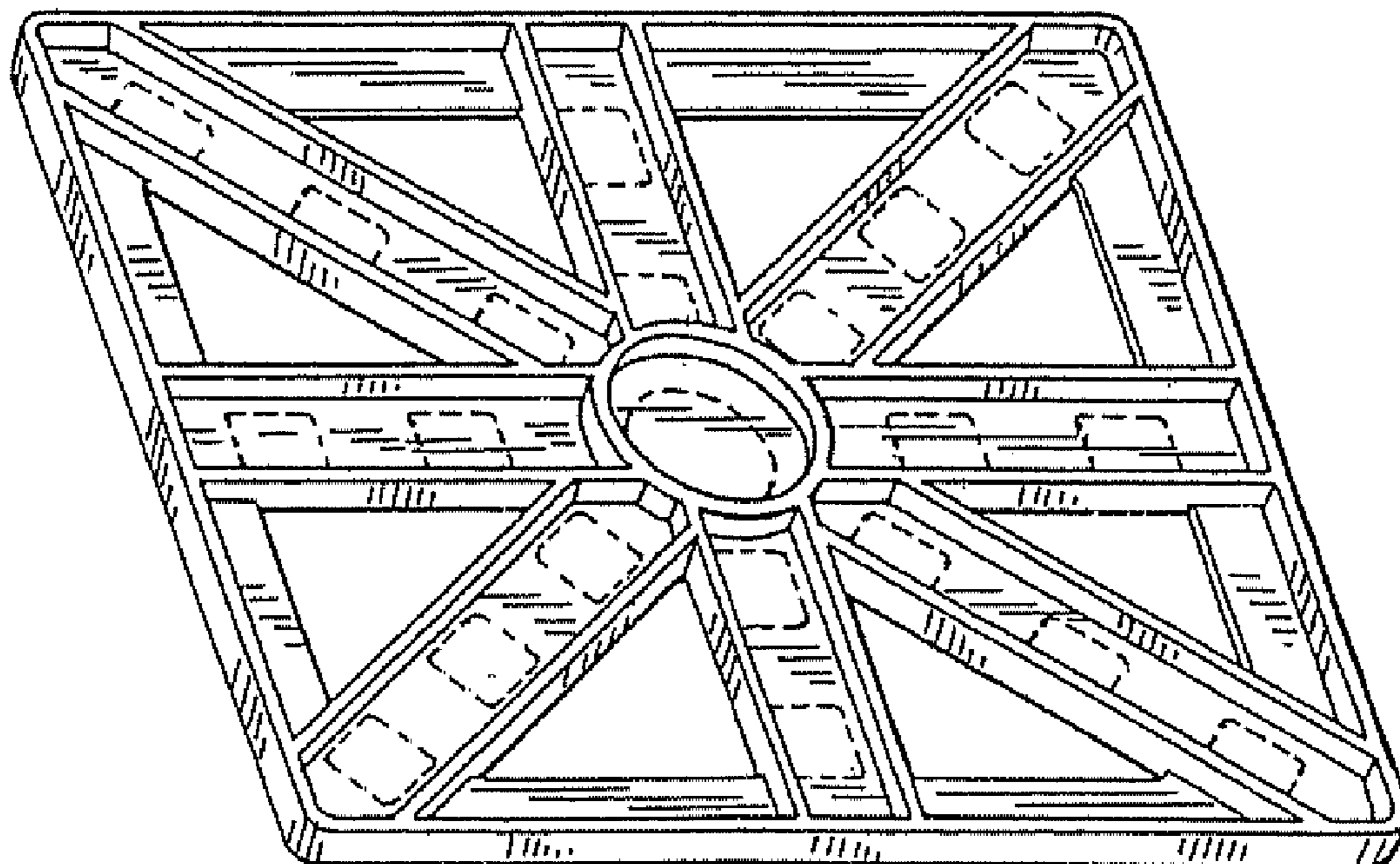
FIG. 1 is a bottom perspective view of a microwave oven pedestal showing my new design;

FIG. 2 is a bottom plan view thereof; and,

FIG. 3 is a top plan view thereof.

The broken lines in the drawings are included for illustrative purposes only and form no part of the claimed design.

1 Claim, 1 Drawing Sheet



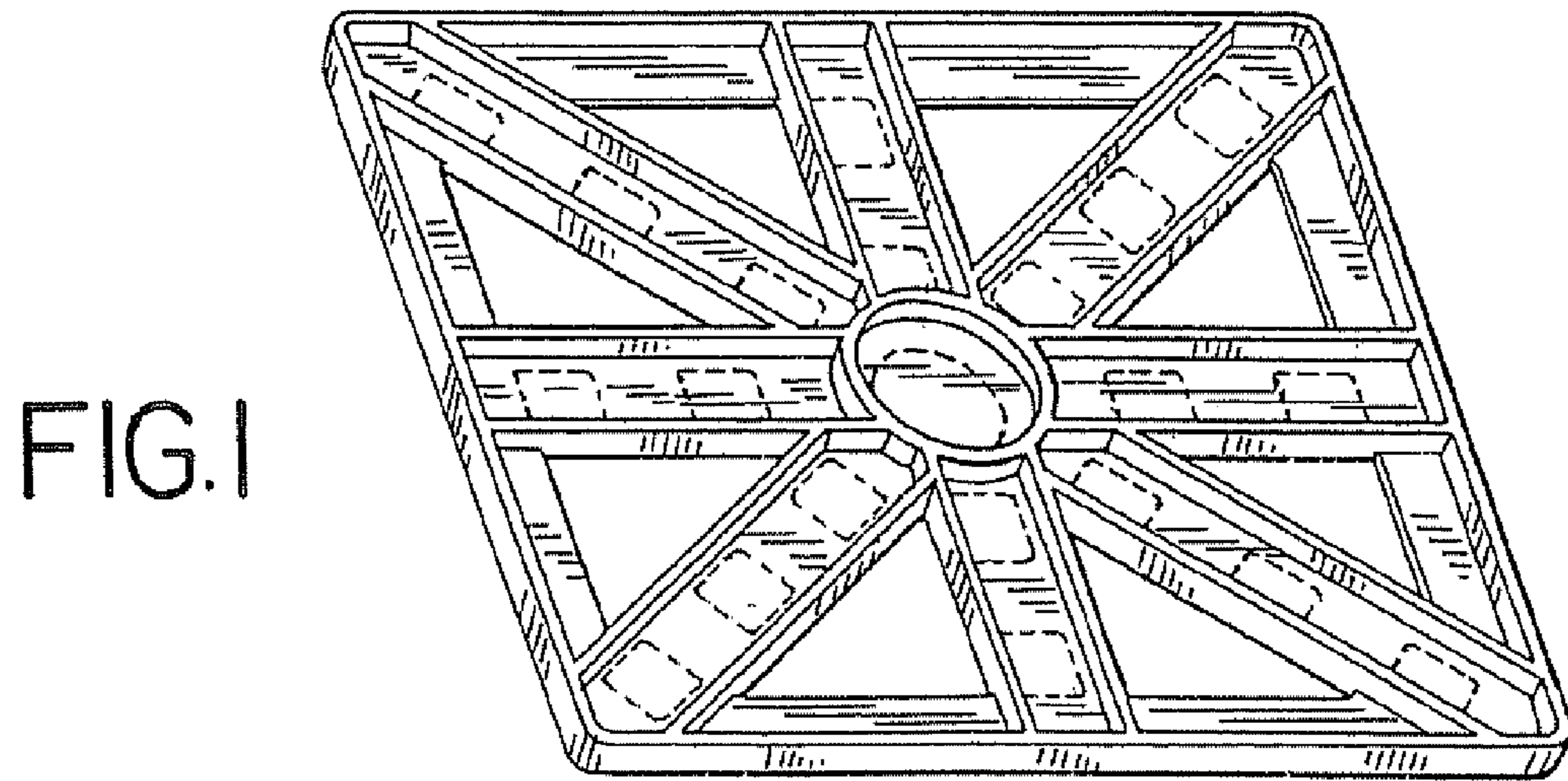


FIG. 1

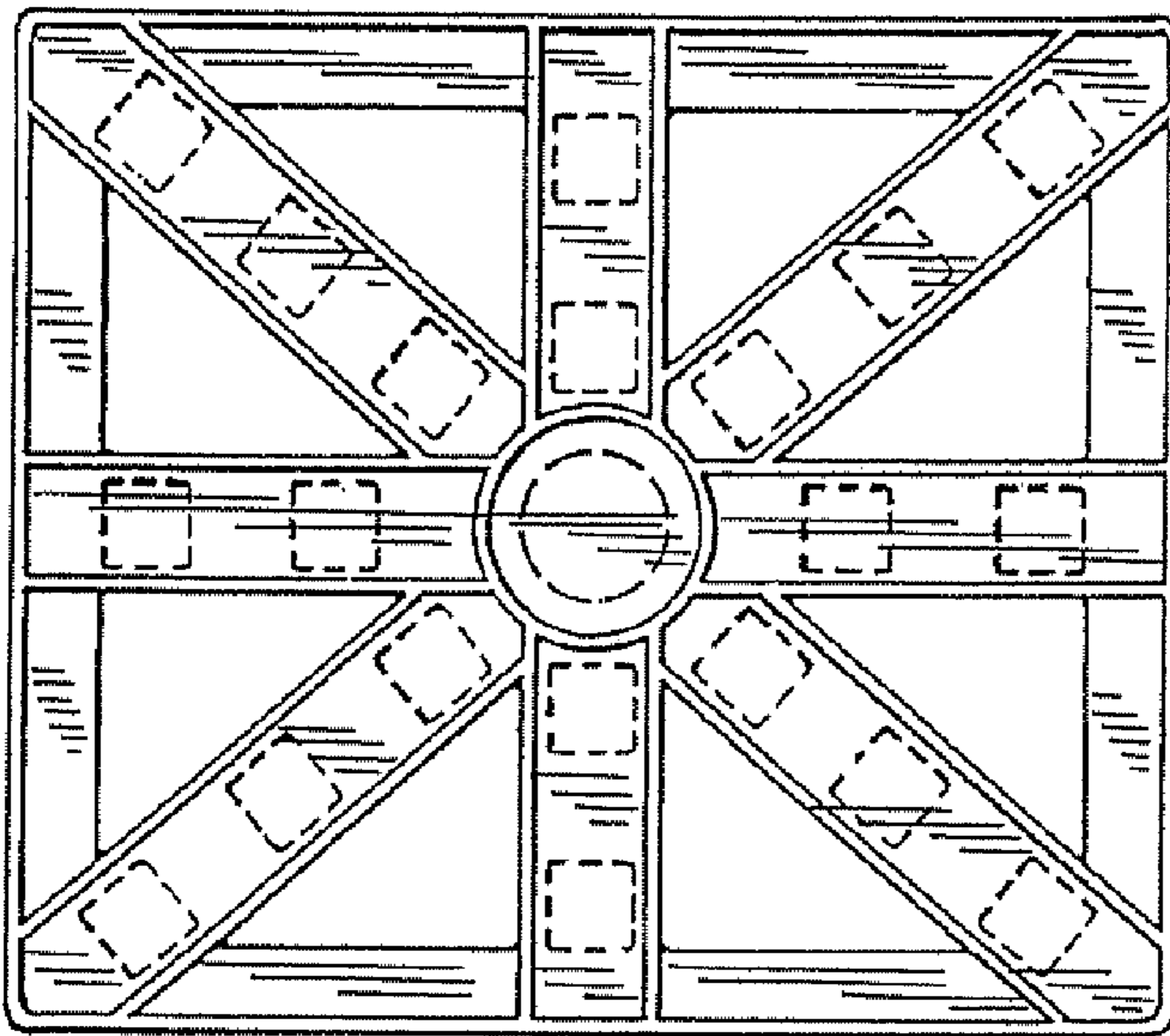


FIG. 2

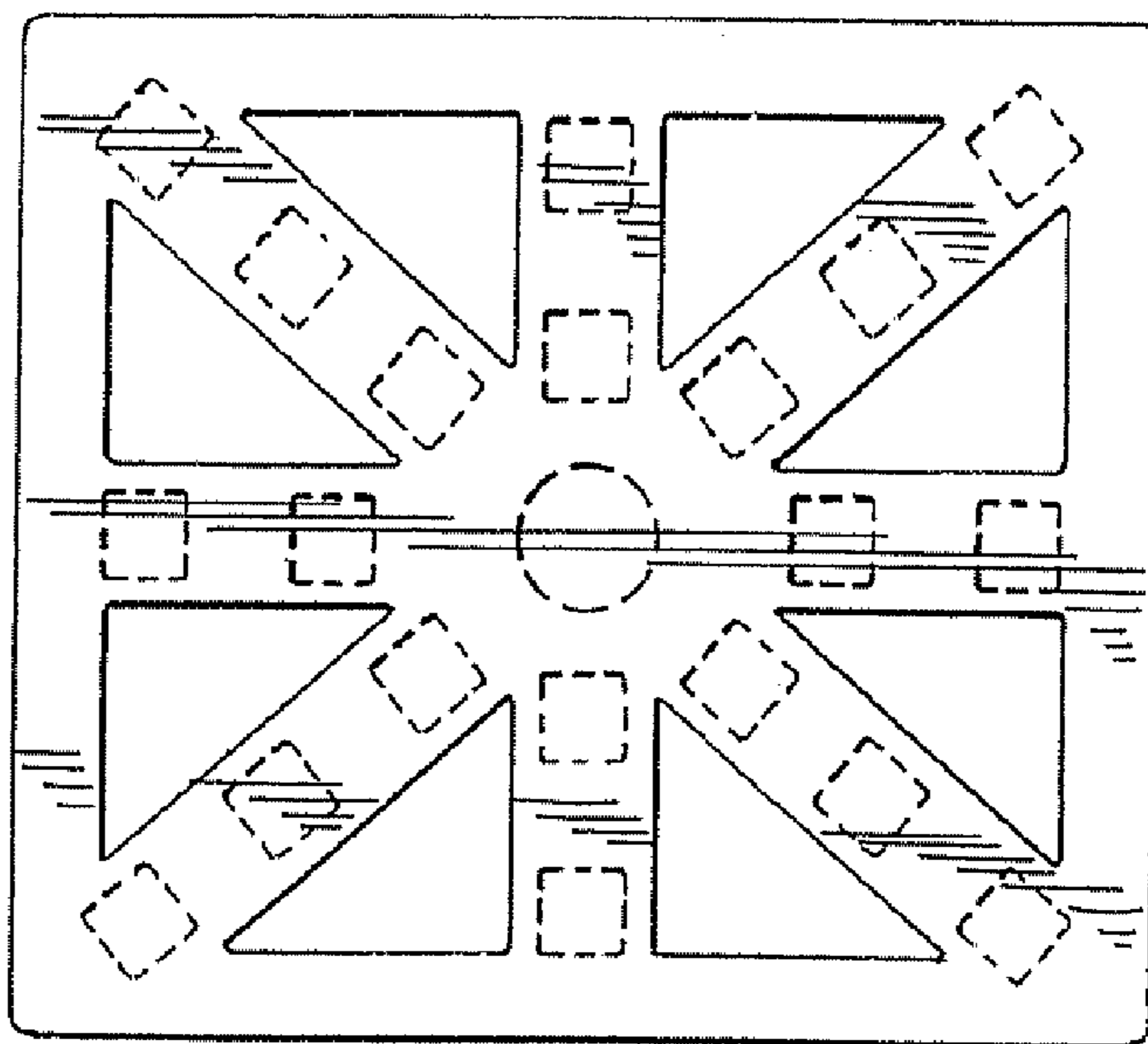


FIG. 3