



US00D546105S

(12) **United States Design Patent**  
**McMillian**

(10) **Patent No.:** **US D546,105 S**  
(45) **Date of Patent:** **\*\* Jul. 10, 2007**

(54) **COMBINED ORTHOPEDIC PILLOW AND COVER**

(76) Inventor: **Sugar McMillian**, 9151 Spring Hill La., Greenbelt, MD (US) 20970

(\*\*) Term: **14 Years**

(21) Appl. No.: **29/227,133**

(22) Filed: **Apr. 7, 2005**

(51) **LOC (8) Cl.** ..... **06-09**

(52) **U.S. Cl.** ..... **D6/601**

(58) **Field of Classification Search** ..... D6/595,  
D6/596, 601, 604, 606; 5/617, 621, 622,  
5/630, 632, 636, 637, 639, 644, 645, 652,  
5/655.9, 658; D24/183

See application file for complete search history.

(56) **References Cited**

**U.S. PATENT DOCUMENTS**

D33,763 S \* 12/1900 Meinecke et al. .... D6/604

(Continued)

**OTHER PUBLICATIONS**

“U-Shaped Pillow”, <http://www.makemeheal.com/mmh/product.do;jsessionid=D7DF63CC3E47F56120FA9C0....>

(Continued)

*Primary Examiner*—Robert M. Spear

*Assistant Examiner*—Mary Ann Calabrese

(74) *Attorney, Agent, or Firm*—the Nath Law Group; Jerald L. Meyer; Matthew J. Moffa

(57) **CLAIM**

The ornamental design of an combined orthopedic pillow and cover, as shown and described.

**DESCRIPTION**

FIG. 1 is an oblique perspective view of the orthopedic pillow partially within the cover;

FIG. 2 is an oblique top view of the orthopedic pillow more within the cover;

FIG. 3 is a top view of the orthopedic pillow even more within the cover;

FIG. 4 is a rear view of the orthopedic pillow within the cover;

FIG. 5 is another top view of the orthopedic pillow slightly out of the cover;

FIG. 6 is an oblique perspective view of the orthopedic pillow within the cover;

FIG. 7 is an oblique top view of the orthopedic pillow within the cover;

FIG. 8 is an oblique perspective front view of the orthopedic pillow within the cover;

FIG. 9 is a front view of the orthopedic pillow removed from the cover for ease of disclosure;

FIG. 10 is a side view of the orthopedic pillow thereof;

FIG. 11 is a back view of the orthopedic pillow thereof;

FIG. 12 is side view opposite of FIG. 10 of the orthopedic pillow;

FIG. 13 is an oblique side view of the orthopedic pillow thereof;

FIG. 14 is an oblique side view opposite FIG. 13 of the orthopedic pillow;

FIG. 15 is an oblique back view of the orthopedic pillow thereof;

FIG. 16 is an oblique perspective view of the orthopedic pillow;


FIG. 17 is another oblique perspective view of the orthopedic pillow;

FIG. 18 is an oblique front perspective view of the orthopedic pillow;

FIG. 19 is an oblique top view of the orthopedic pillow; and,

FIG. 20 is a bottom view of the orthopedic pillow.

**1 Claim, 10 Drawing Sheets**



# US D546,105 S

Page 2

## U.S. PATENT DOCUMENTS

1,967,067 A \* 7/1934 Rightmire ..... 5/658  
2,795,802 A \* 6/1957 Myers ..... 5/632  
3,312,987 A 4/1967 Emery  
3,757,365 A \* 9/1973 Kretchmer ..... 5/636  
3,911,512 A \* 10/1975 Plate ..... 5/652  
D298,456 S \* 11/1988 Leonard ..... D24/183  
D348,174 S 6/1994 Genis  
5,339,472 A \* 8/1994 Yin ..... 5/636  
D377,729 S 2/1997 Bonaddio et al.  
D384,536 S 10/1997 Kraft  
D396,980 S \* 8/1998 Novros ..... D6/601  
D404,239 S 1/1999 Denney  
5,970,546 A \* 10/1999 Danis ..... 5/636


D416,745 S \* 11/1999 Noyes ..... D6/601  
D419,024 S 1/2000 Lenahan et al.  
D420,845 S 2/2000 Ramage  
D422,444 S 4/2000 Lenahan et al.  
6,088,855 A \* 7/2000 Connolly ..... 5/636  
6,532,611 B1 \* 3/2003 Day ..... 5/636  
6,584,631 B1 7/2003 Jones, Sr.

## OTHER PUBLICATIONS


“Snore Stopper Anti Snoring Chin Pillow”, <http://www.snorestopper.com.au/>.

Somuah, Calandria. “The Mosh Pit.” *Morgan State University Spokesman Newspaper*. Apr. 9, 2004.


\* cited by examiner



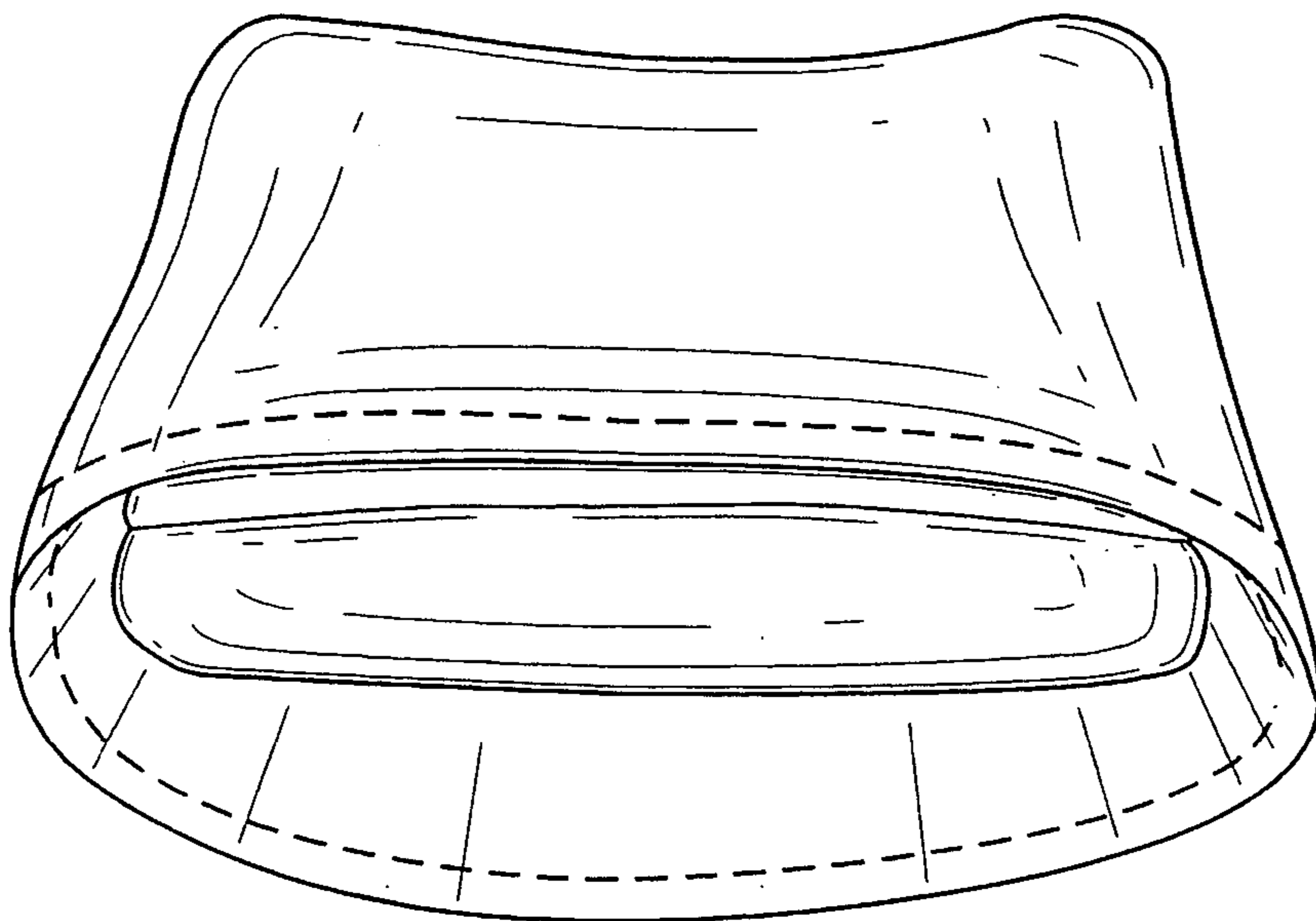
**FIG. 1**




**FIG. 2**




**FIG. 3**




**FIG. 4**




**FIG. 5**



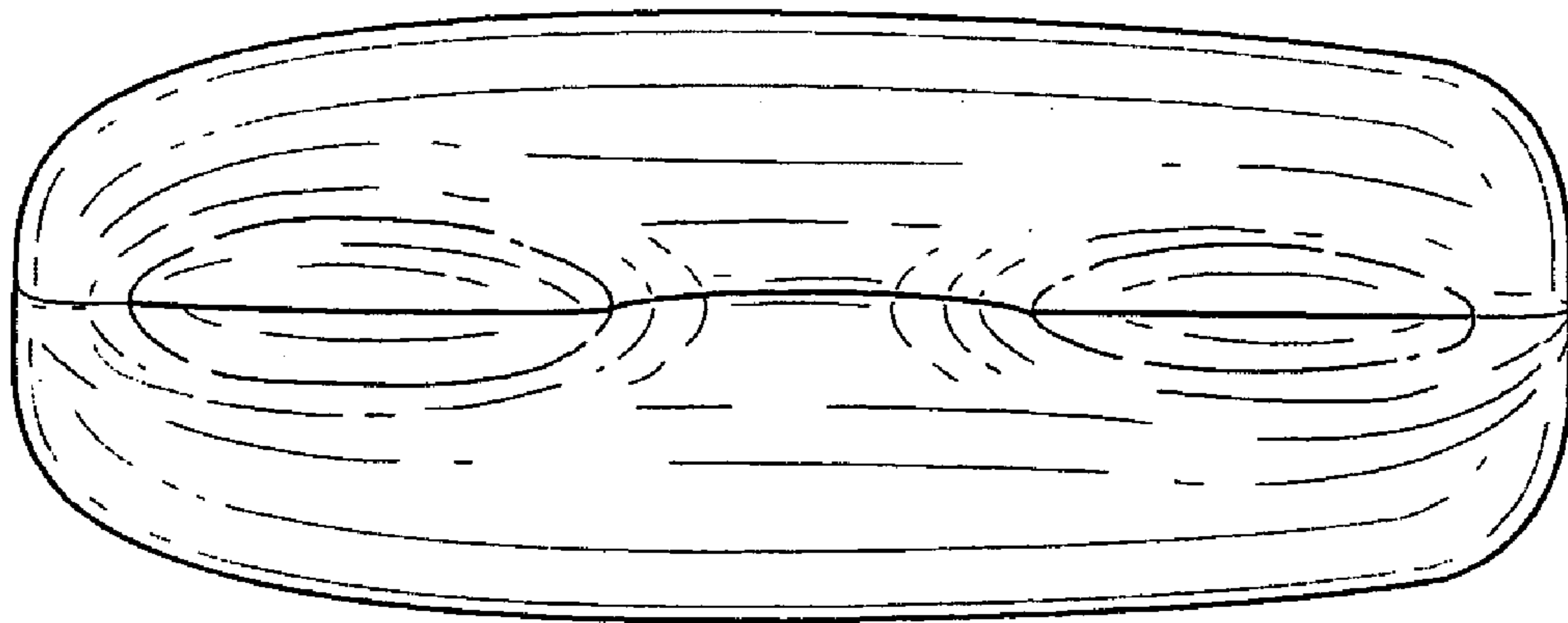
**FIG. 6**



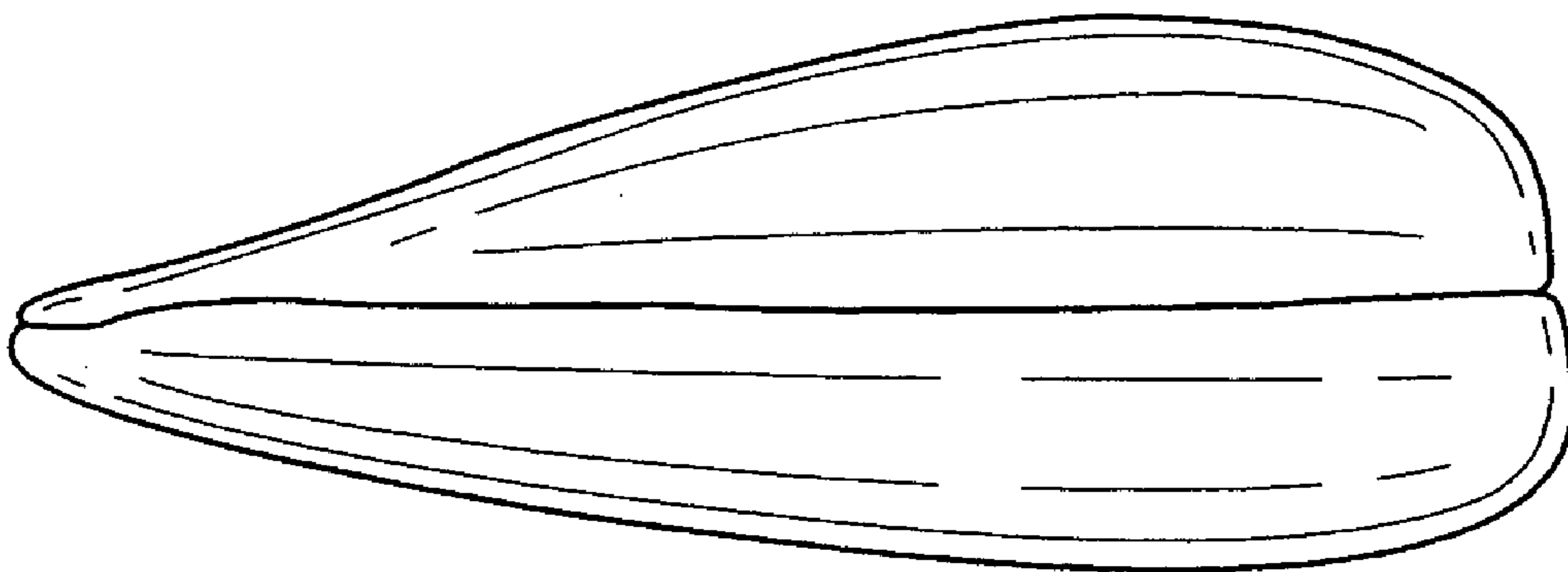
**FIG. 7**



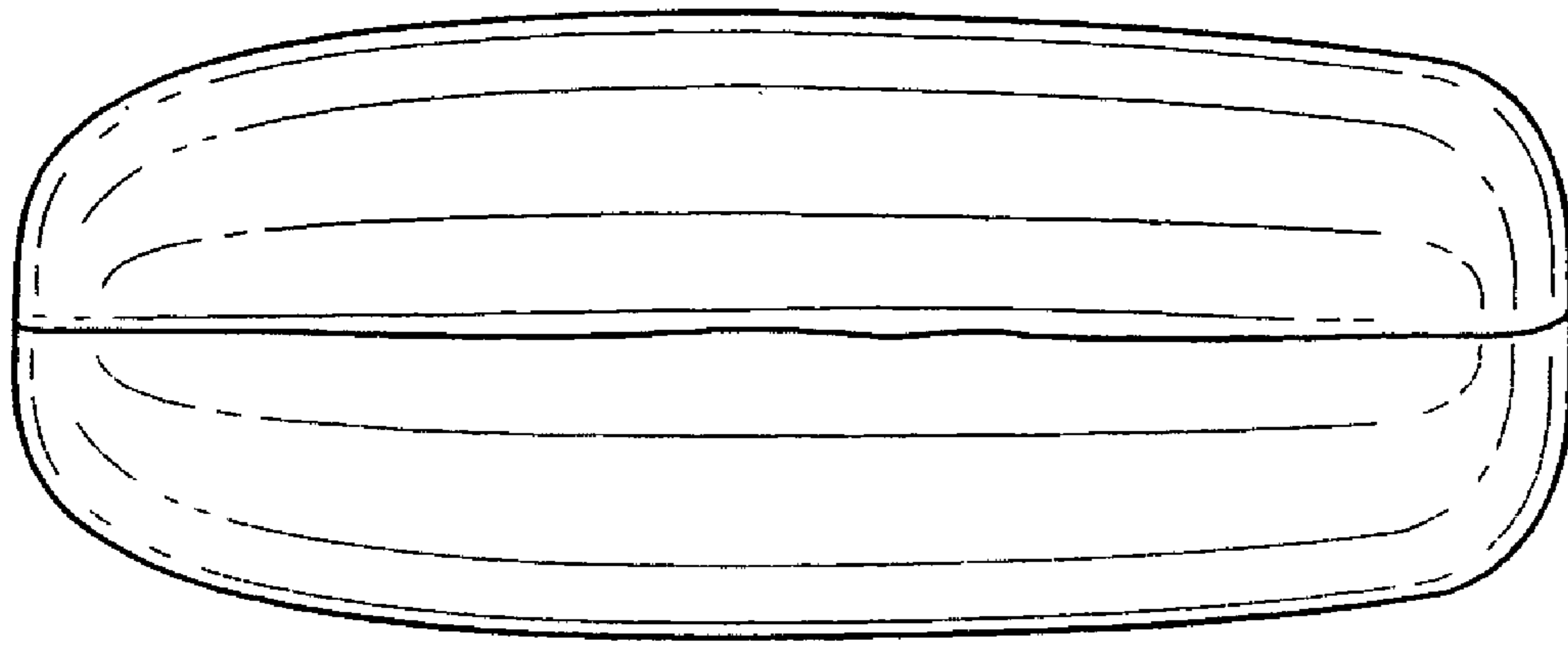
**FIG. 8**



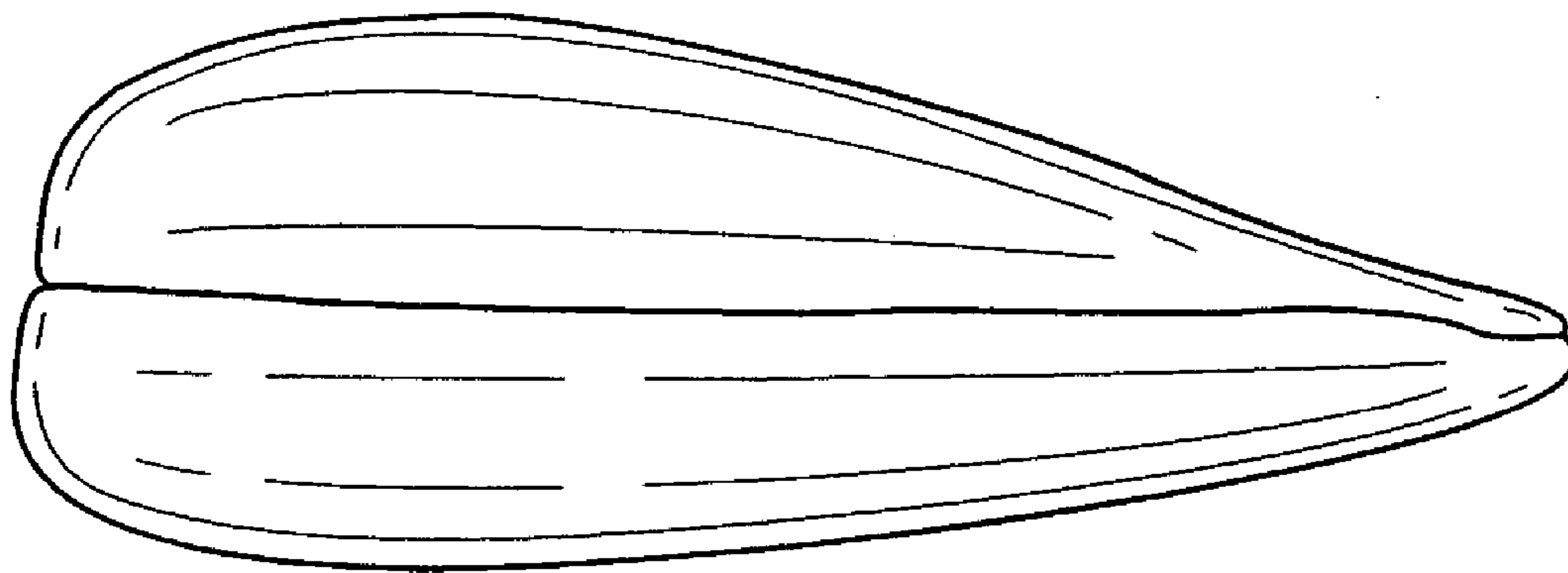
**FIG. 9**



**FIG. 10**

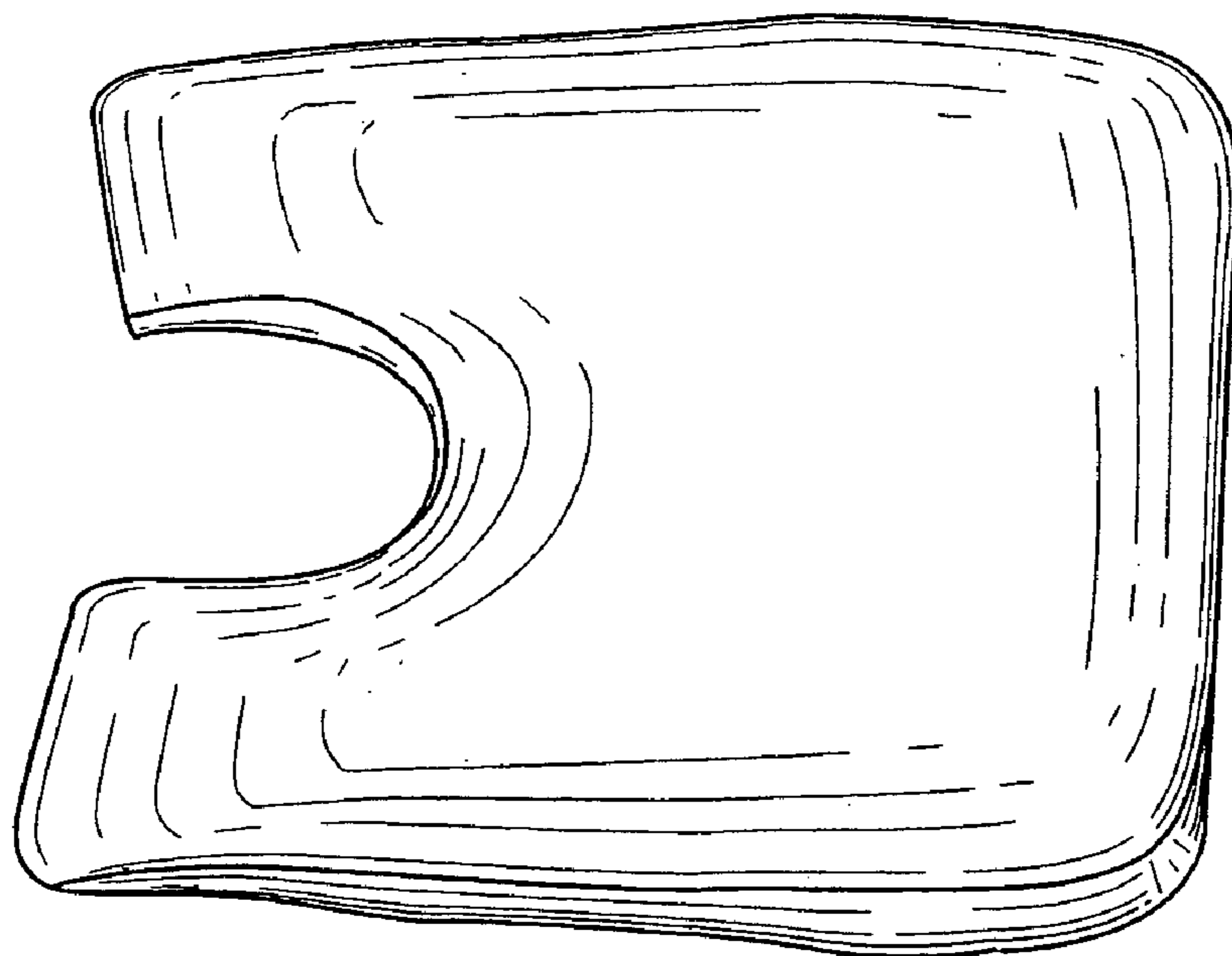


**FIG. 11**

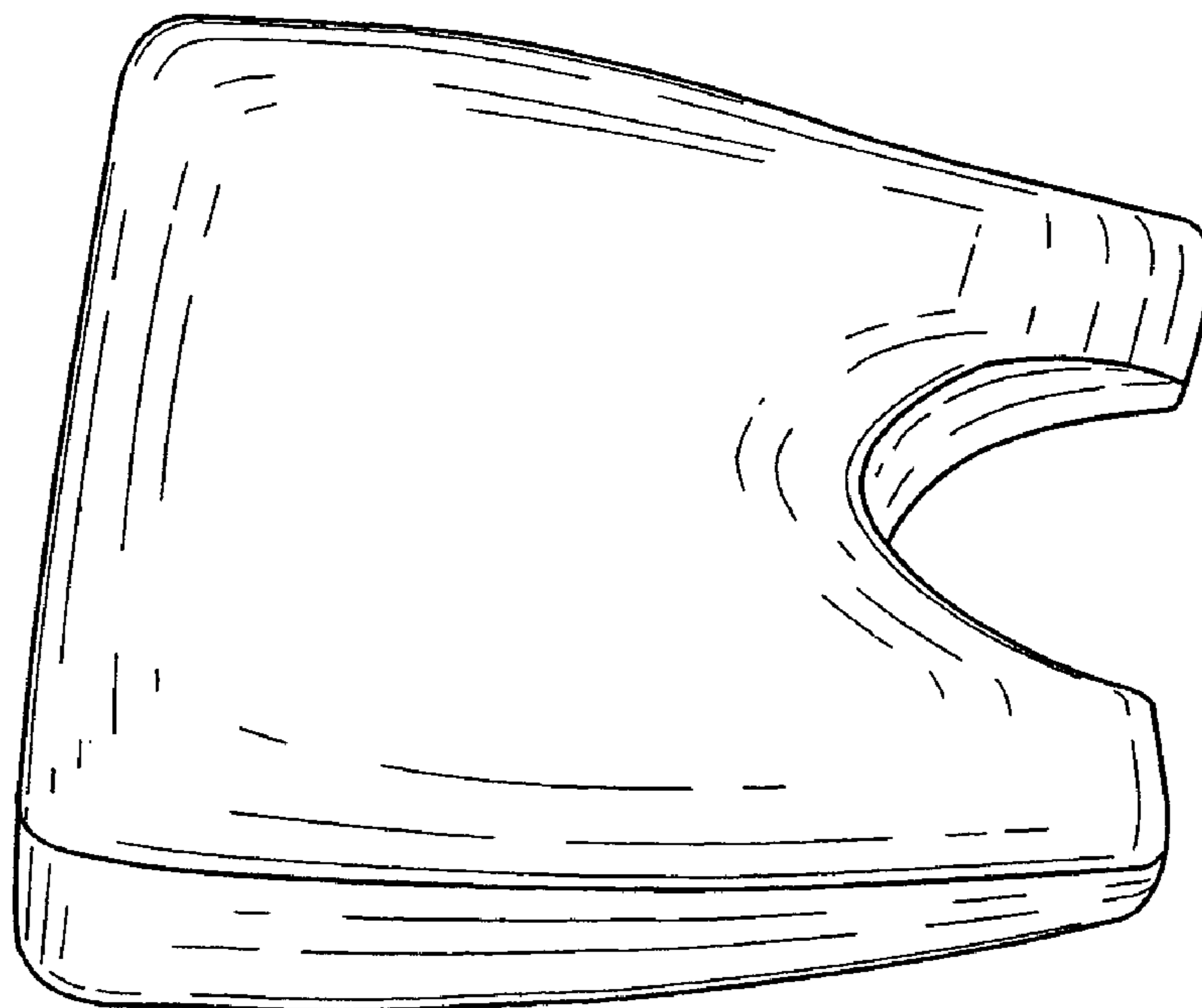


**FIG. 12**

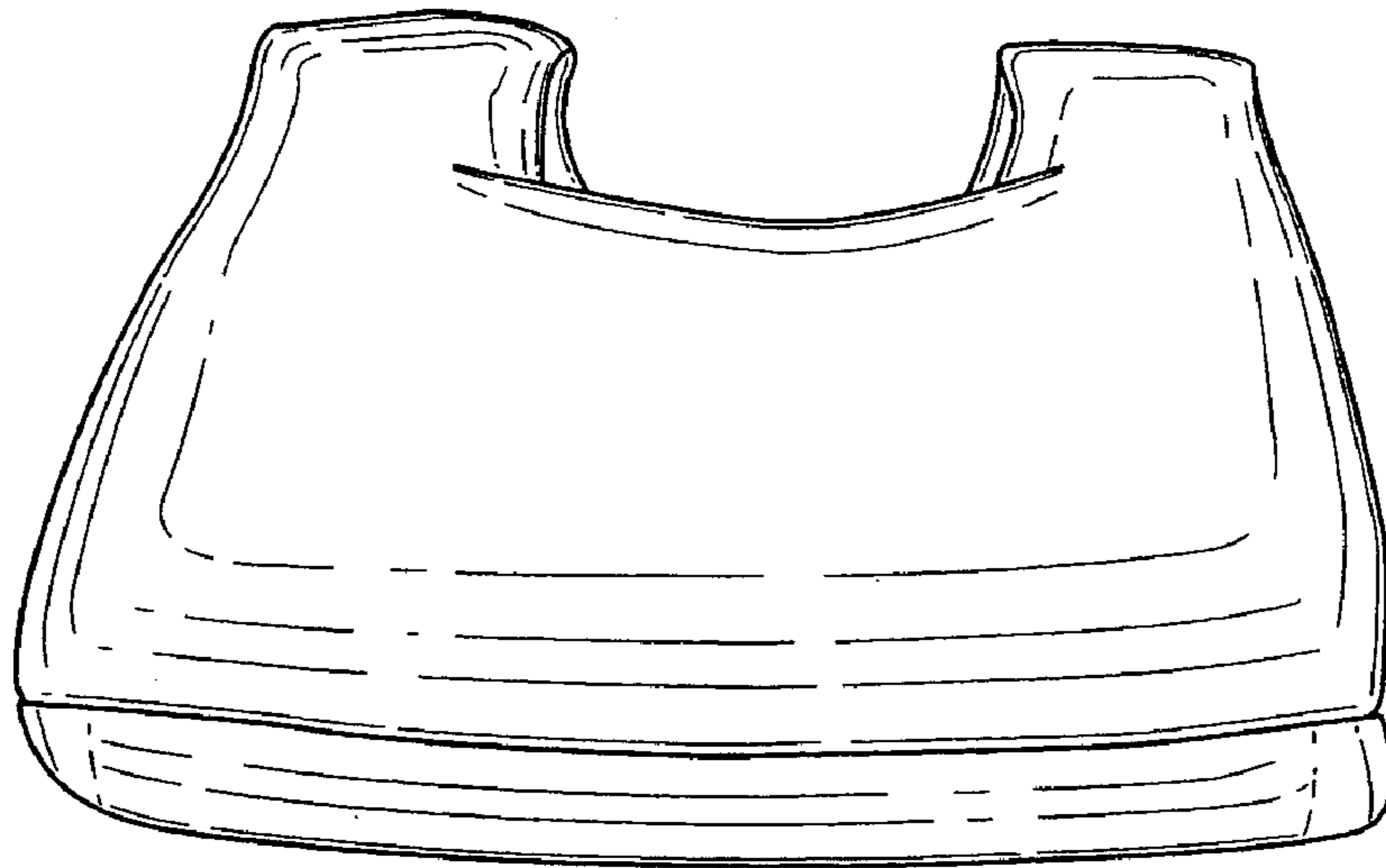





**FIG. 13**




**FIG. 14**




**FIG. 15**




**FIG. 16**



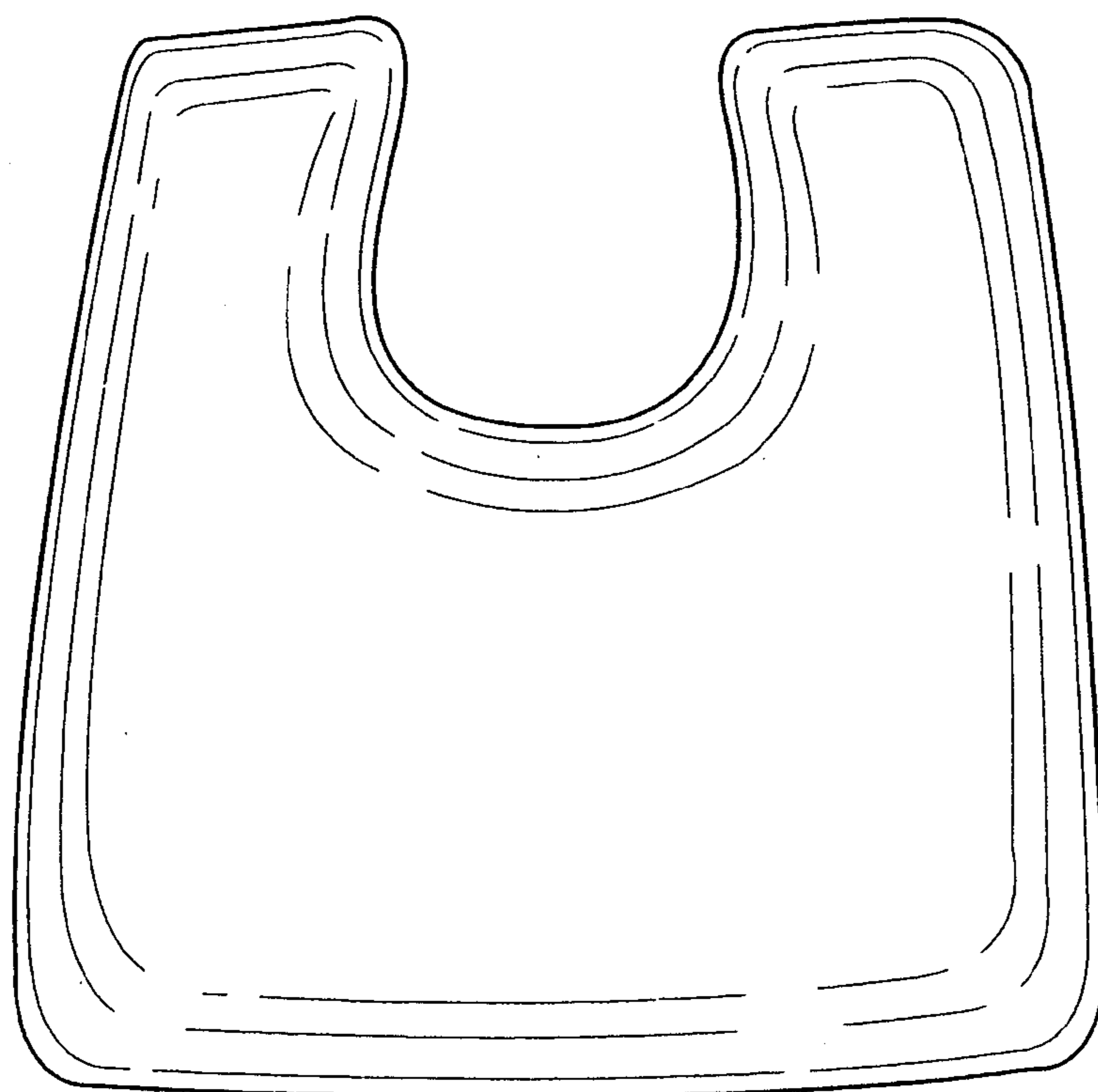
**FIG. 17**



**FIG. 18**



**FIG. 19**



**FIG. 20**