

US00D546054S

(12) **United States Design Patent**  
**Schoenborn et al.**

(10) **Patent No.:** **US D546,054 S**

(45) **Date of Patent:** **\*\* Jul. 10, 2007**

(54) **FOOTWEAR SOLE**

(75) Inventors: **Mary L. Schoenborn**, Rockford, MI  
(US); **Andrea Rinaldi**, Vimodrone (IT)

(73) Assignee: **Wolverine World Wide, Inc.**,  
Rockford, MI (US)

(\*\*) Term: **14 Years**

(21) Appl. No.: **29/268,690**

(22) Filed: **Nov. 9, 2006**

(51) **LOC (8) Cl.** ..... **02-99**

(52) **U.S. Cl.** ..... **D2/977**

(58) **Field of Classification Search** ..... D2/902,  
D2/906-908, 946, 947-960, 964, 977; 36/26,  
36/32 R

See application file for complete search history.

(56) **References Cited**

U.S. PATENT DOCUMENTS

D297,593 S *	9/1988	Swett	.....	D2/955
D456,982 S *	5/2002	Rogers	.....	D2/957
D487,617 S *	3/2004	Akhidime	.....	D2/957
D498,905 S *	11/2004	Wilson	.....	D2/957
D507,097 S *	7/2005	Sonnergren	.....	D2/956
D507,401 S *	7/2005	Sedlbauer	.....	D2/959
D512,553 S *	12/2005	Robbins et al.	.....	D2/954
D512,818 S *	12/2005	Mitani et al.	.....	D2/953
D512,819 S *	12/2005	Usuki et al.	.....	D2/953

D514,286 S *	2/2006	Kayano et al.	.....	D2/955
D518,285 S *	4/2006	Schoenborn et al.	.....	D2/977
D522,229 S *	6/2006	Kubo et al.	.....	D2/977

\* cited by examiner

*Primary Examiner*—Dominic Simone

(74) *Attorney, Agent, or Firm*—Warner Norcross & Judd  
LLP

(57) **CLAIM**

The ornamental design for footwear sole, as shown and described.

**DESCRIPTION**

FIG. 1 is a perspective view of the footwear sole embodying the new design;

FIG. 2 is a right side view thereof;

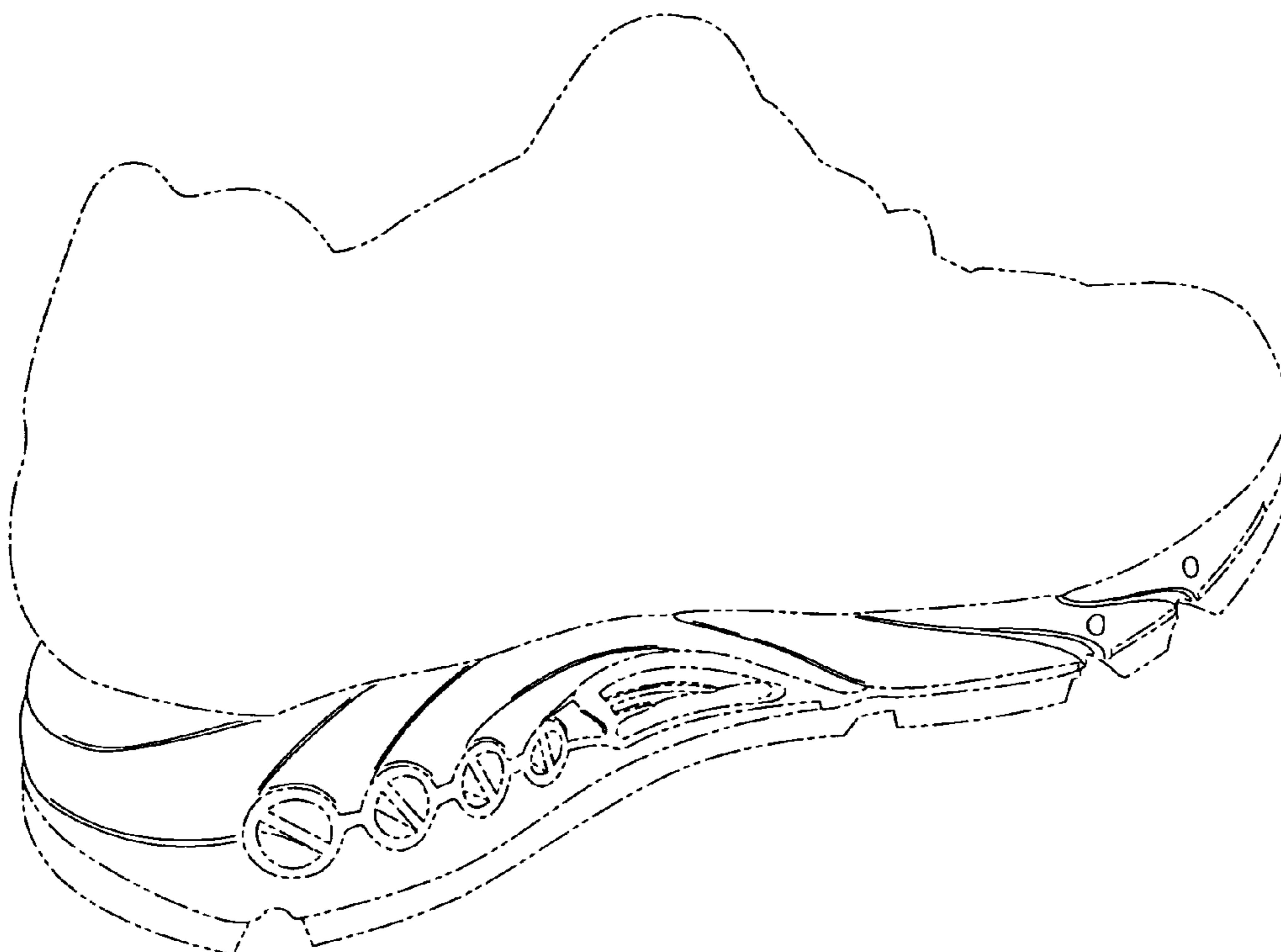
FIG. 3 is a left side view thereof;

FIG. 4 is a front view thereof; and,

FIG. 5 is a rear view thereof.

FIGS. 1-5 show features of an article of footwear in phantom lines. These features are shown for environmental purposes and do not form any part of the claimed design. Further, the phantom lines immediately adjacent the solid-line portions of the design form the boundary of the design, with the phantom lines forming no part of the claimed design.

**1 Claim, 3 Drawing Sheets**



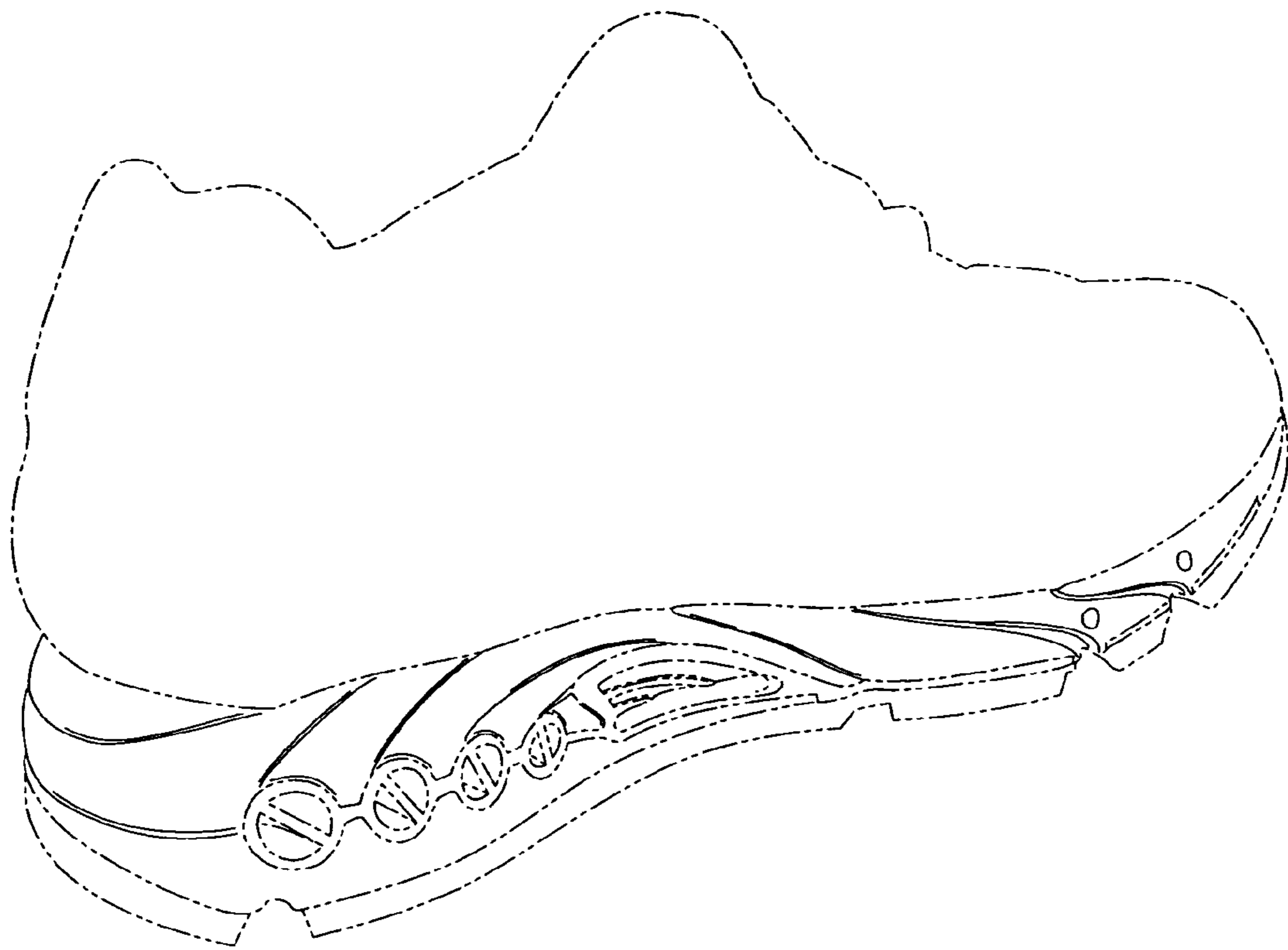


Fig. 1




Fig. 2




Fig. 3

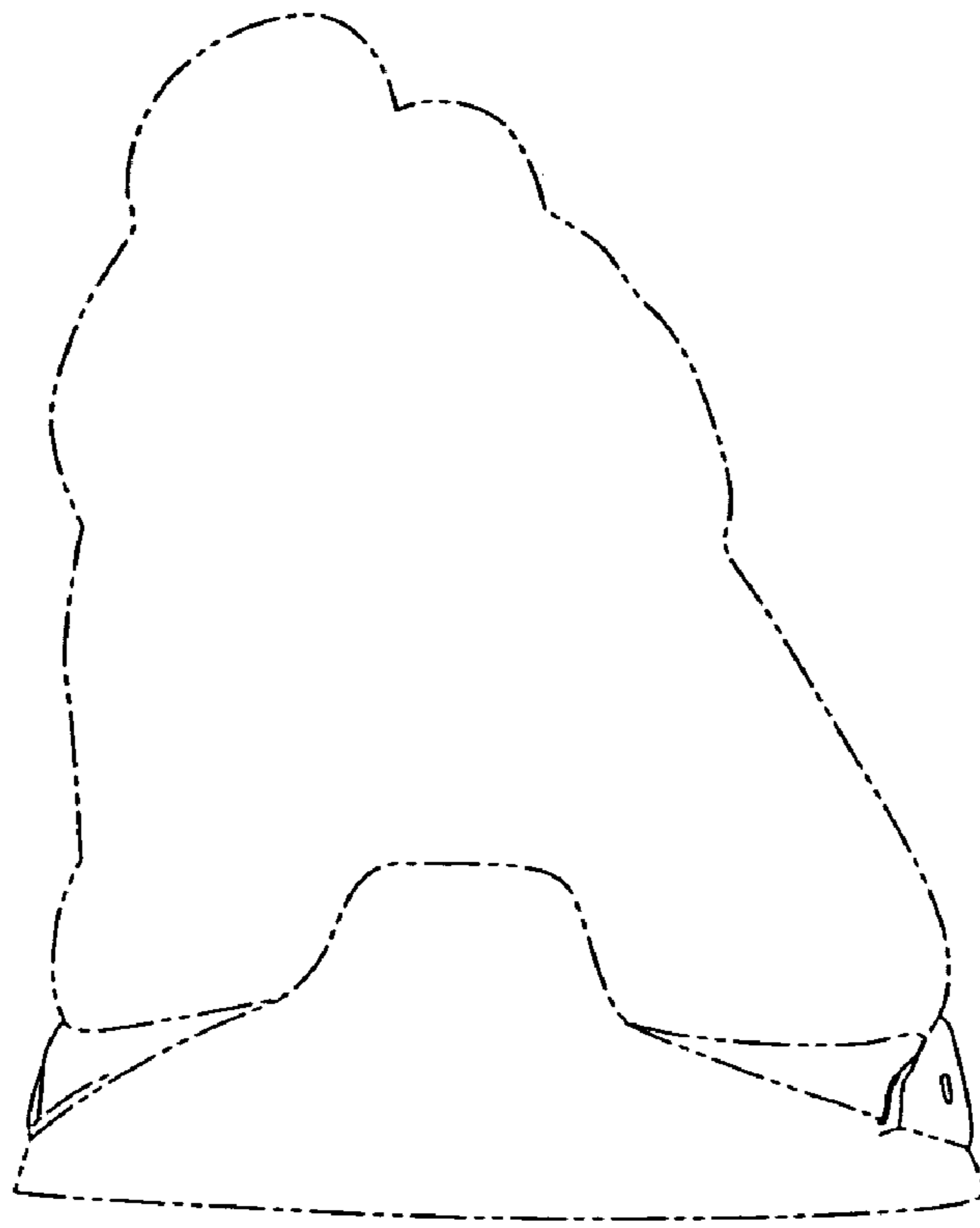


Fig. 4

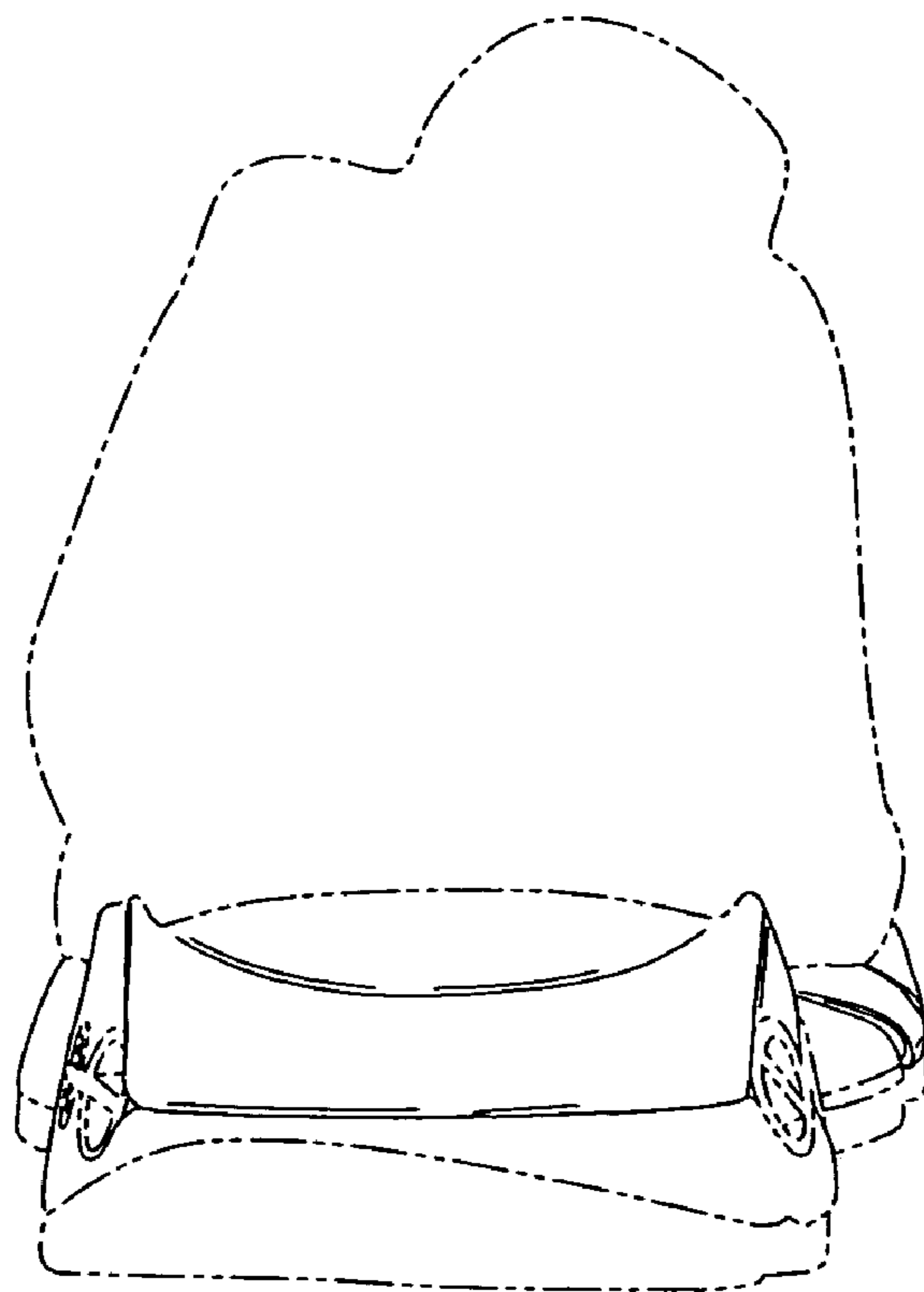


Fig. 5