

US00D546053S

(12) **United States Design Patent**
Mayden

(10) **Patent No.:** **US D546,053 S**

(45) **Date of Patent:** **** Jul. 10, 2007**

(54) **PORTION OF A SHOE UPPER**

(75) Inventor: **Jason Carter Mayden**, Portland, OR (US)

(73) Assignee: **Nike, Inc.**, Beaverton, OR (US)

(**) Term: **14 Years**

(21) Appl. No.: **29/277,311**

(22) Filed: **Feb. 21, 2007**

(51) **LOC (8) Cl.** **02-99**

(52) **U.S. Cl.** **D2/972**

(58) **Field of Classification Search** D2/902,
D2/906-908, 943, 944, 969, 972-974; 36/45,
36/50.1, 77 M, 77 R, 83, 88, 113, 114, 126-131
See application file for complete search history.

(56) **References Cited**

U.S. PATENT DOCUMENTS

D265,016 S	6/1982	Haddox	
D297,782 S *	9/1988	Brown	D2/974
D319,721 S *	9/1991	Clark	D2/969
D329,531 S	9/1992	Smith	
D348,764 S	7/1994	Teague	
D349,394 S	8/1994	Hatfield	
D385,096 S	10/1997	Hoelt	
D398,761 S	9/1998	Smith, III	
D409,367 S	5/1999	Maxwell	
D419,755 S *	2/2000	Duclos	D2/969
D419,758 S *	2/2000	Hudson	D2/972
D471,350 S *	3/2003	Roulo	D2/972
D484,300 S *	12/2003	Smith	D2/972
D490,231 S	5/2004	Estey	
D497,711 S	11/2004	Wozniak	
D504,012 S *	4/2005	Fullum	D2/972
D523,220 S *	6/2006	Link	D2/972
D523,226 S	6/2006	Hudson	

D523,227 S	6/2006	Fullum	
D523,618 S *	6/2006	Hlavacs	D2/972
D524,028 S	7/2006	Fullum	
D528,762 S	9/2006	Wozniak	
D529,276 S *	10/2006	Fogg	D2/972
D531,398 S *	11/2006	Petrie	D2/973
D538,028 S *	3/2007	Caron	D2/972

OTHER PUBLICATIONS

Nike Footwear Catalog, Fall 1990, p. 36, published Dec. 1989.
Nike Footwear Catalog, Spring 1991, p. 54, published Jun. 1990.
Nike Footwear Catalog, Fall 1992, p. 36, published Dec. 1991.
Nike Footwear Catalog, Late Spring 1999, p. W111, published Sep. 1998.
Nike Footwear Catalog, Fall 1999, p. M133, published Nov. 1998.
Nike Footwear Catalog, Late Spring 2005, p. 168, published Aug. 2004.

* cited by examiner

Primary Examiner—Dominic Simone

(74) *Attorney, Agent, or Firm*—Banner & Witcoff, Ltd.

(57) **CLAIM**

The ornamental design for a portion of a shoe upper, as shown and described.

DESCRIPTION

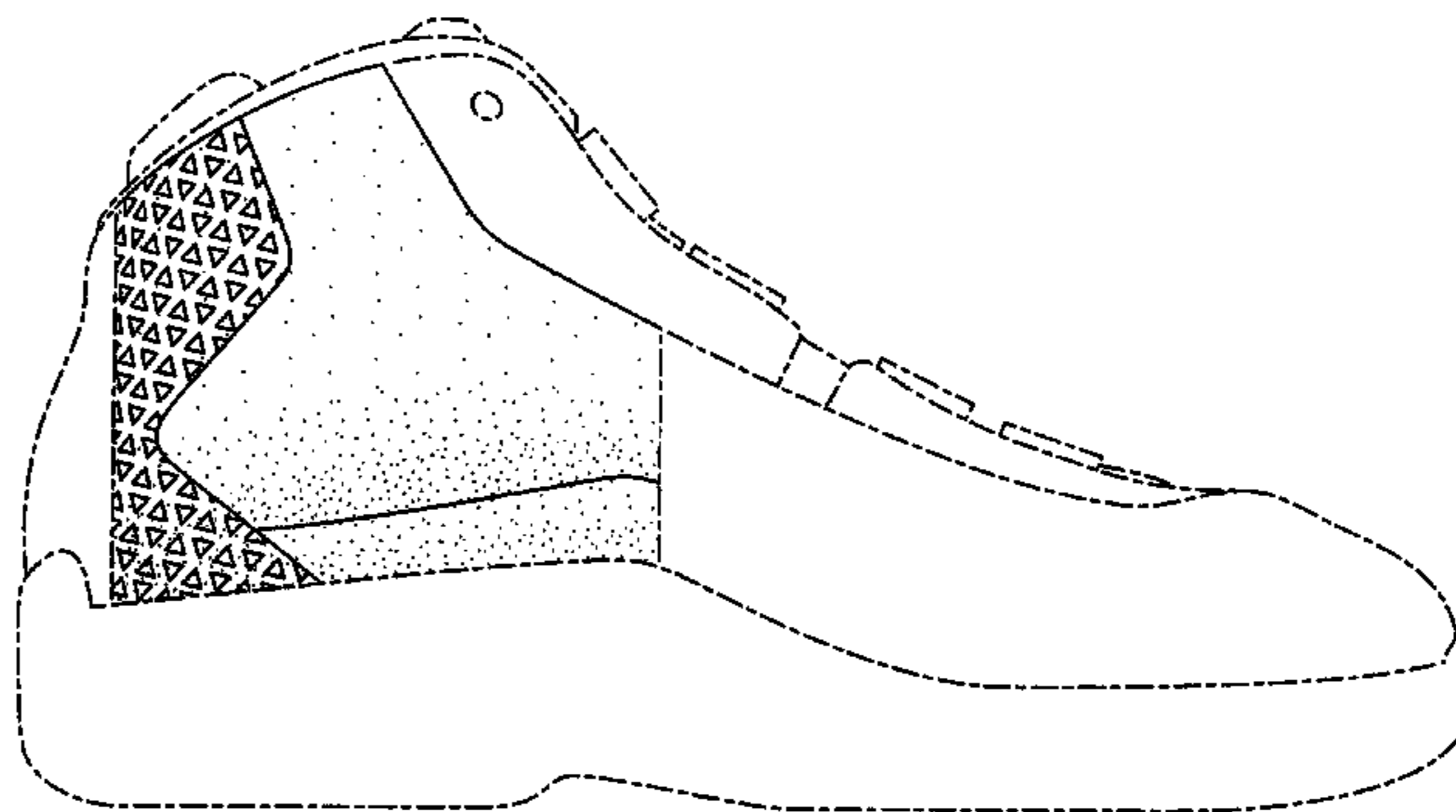
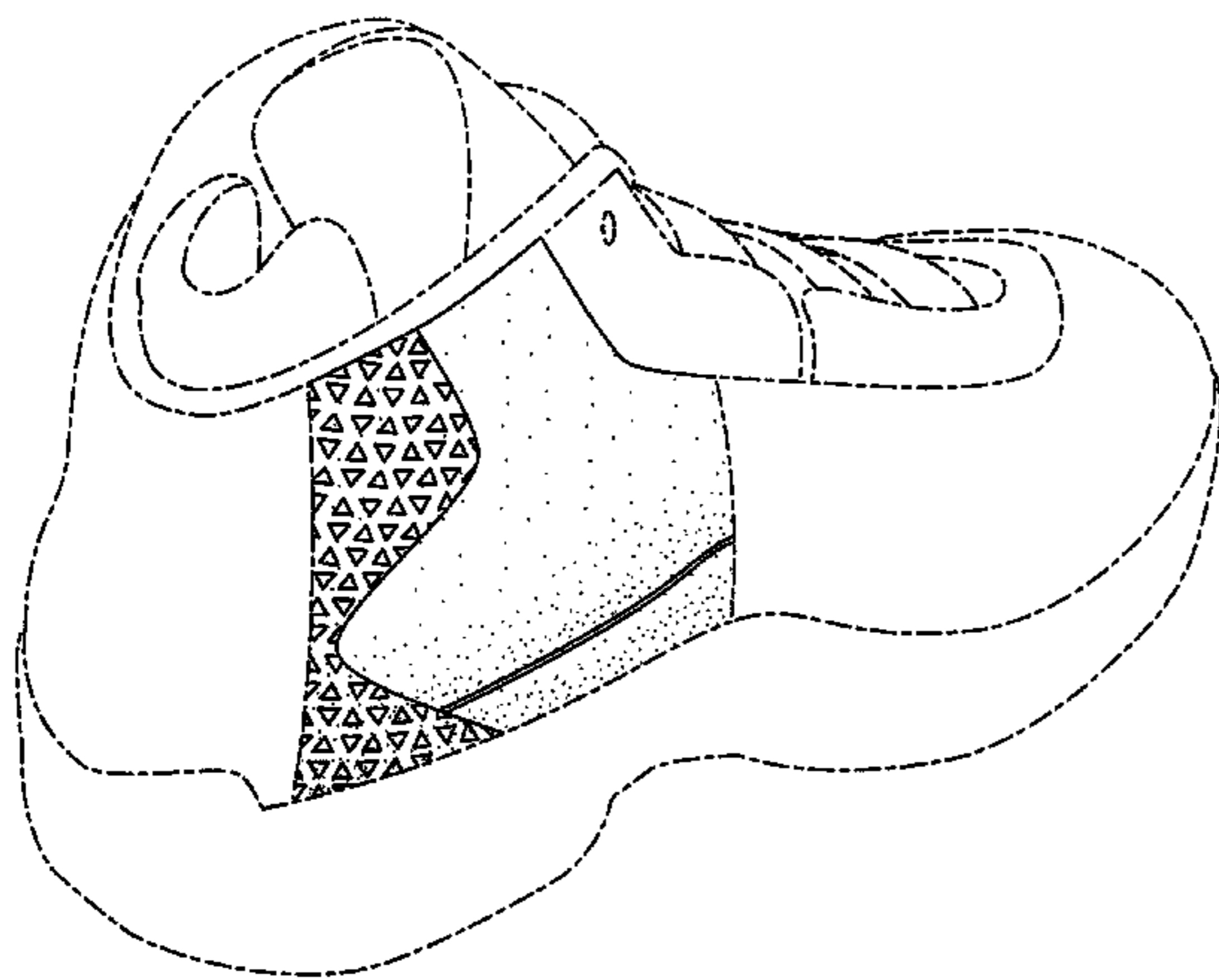
FIG. 1 is a front perspective view of a portion of a shoe upper showing my new design;

FIG. 2 is a rear perspective view thereof; and,

FIG. 3 is a side view thereof.

The broken lines immediately adjacent to the shaded area represent unclaimed boundaries of the design. The broken line showing of the remainder of the shoe is for illustrative purposes only and forms no part of the claimed design.

1 Claim, 3 Drawing Sheets



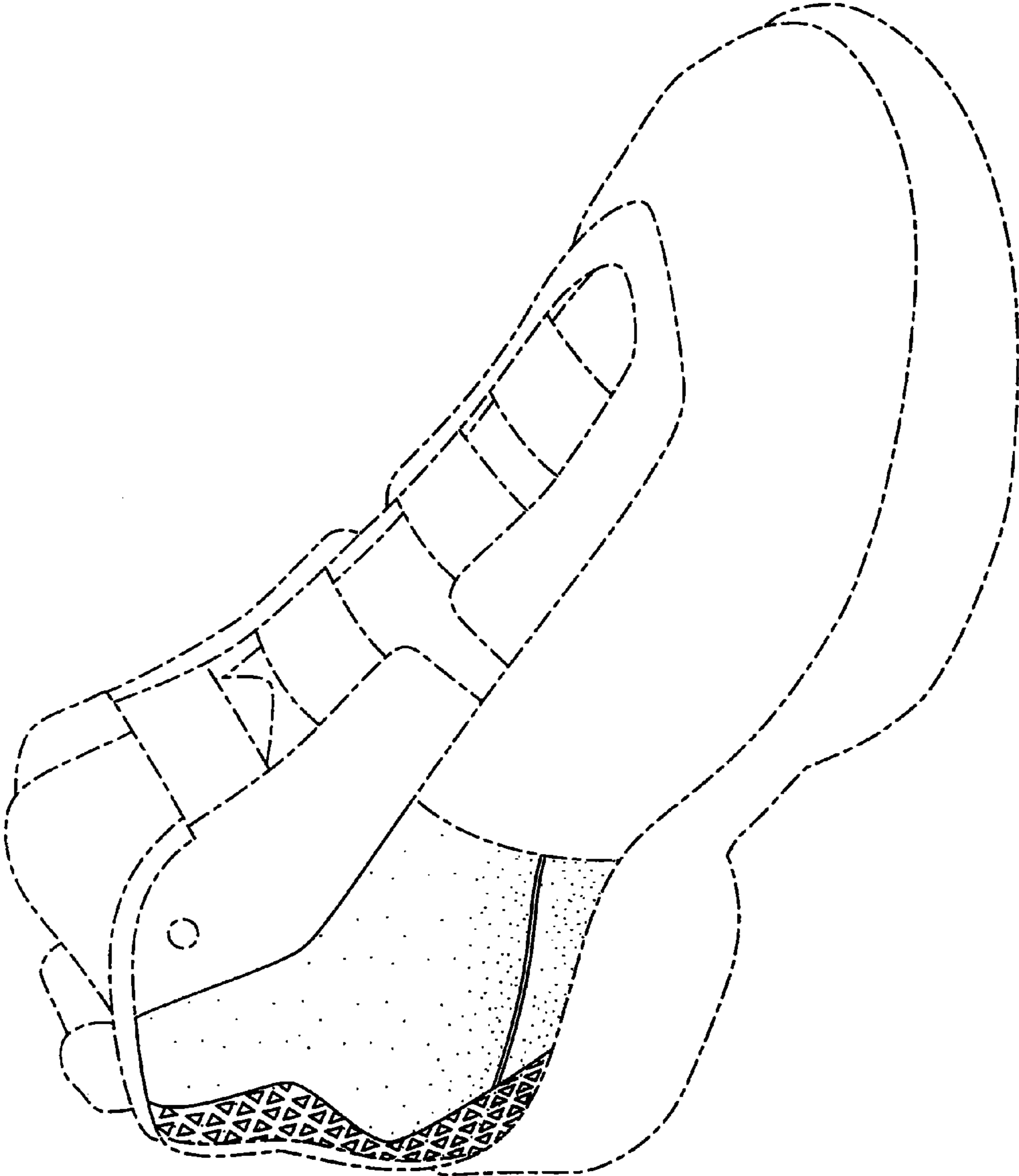


FIG. 1

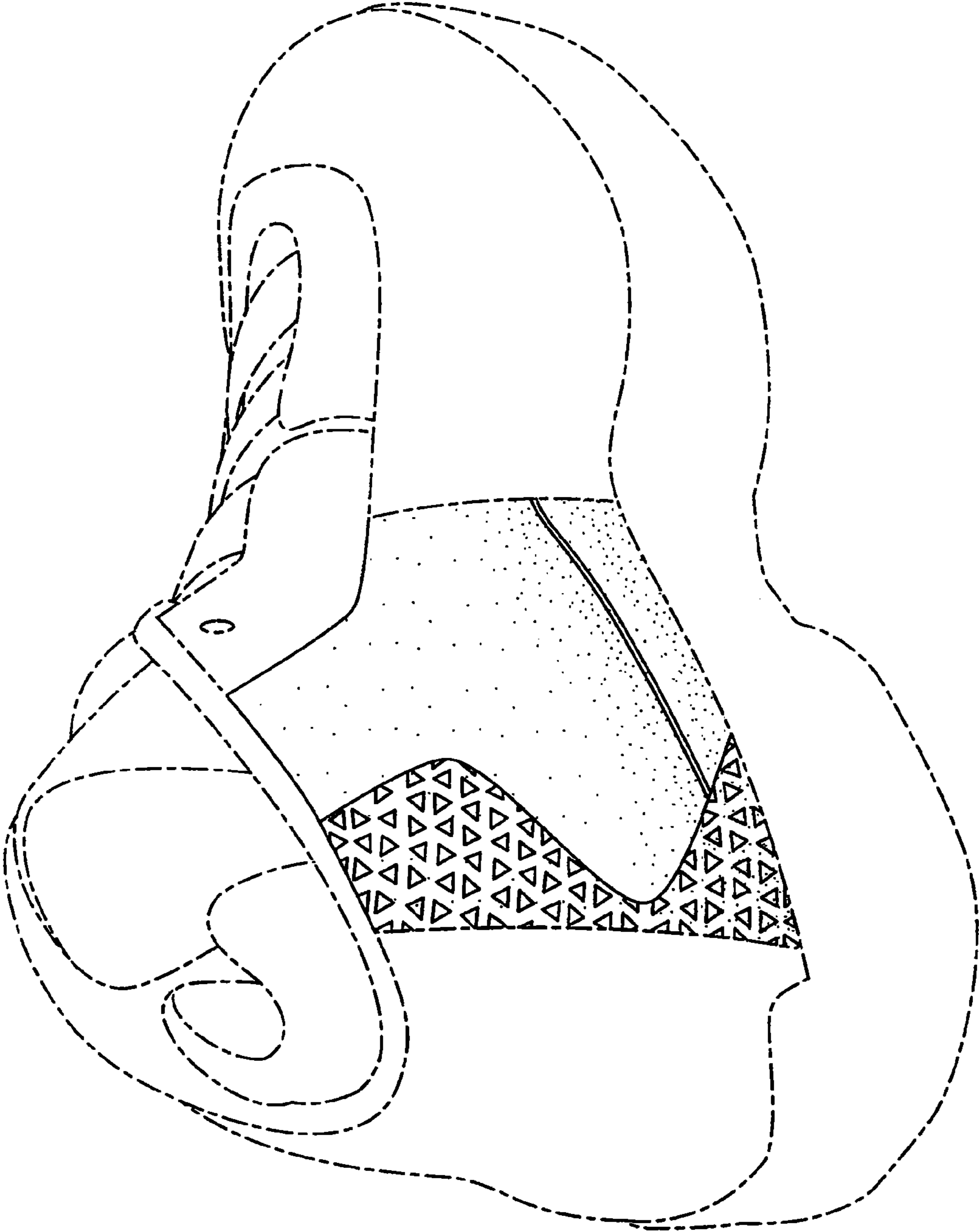


FIG. 2

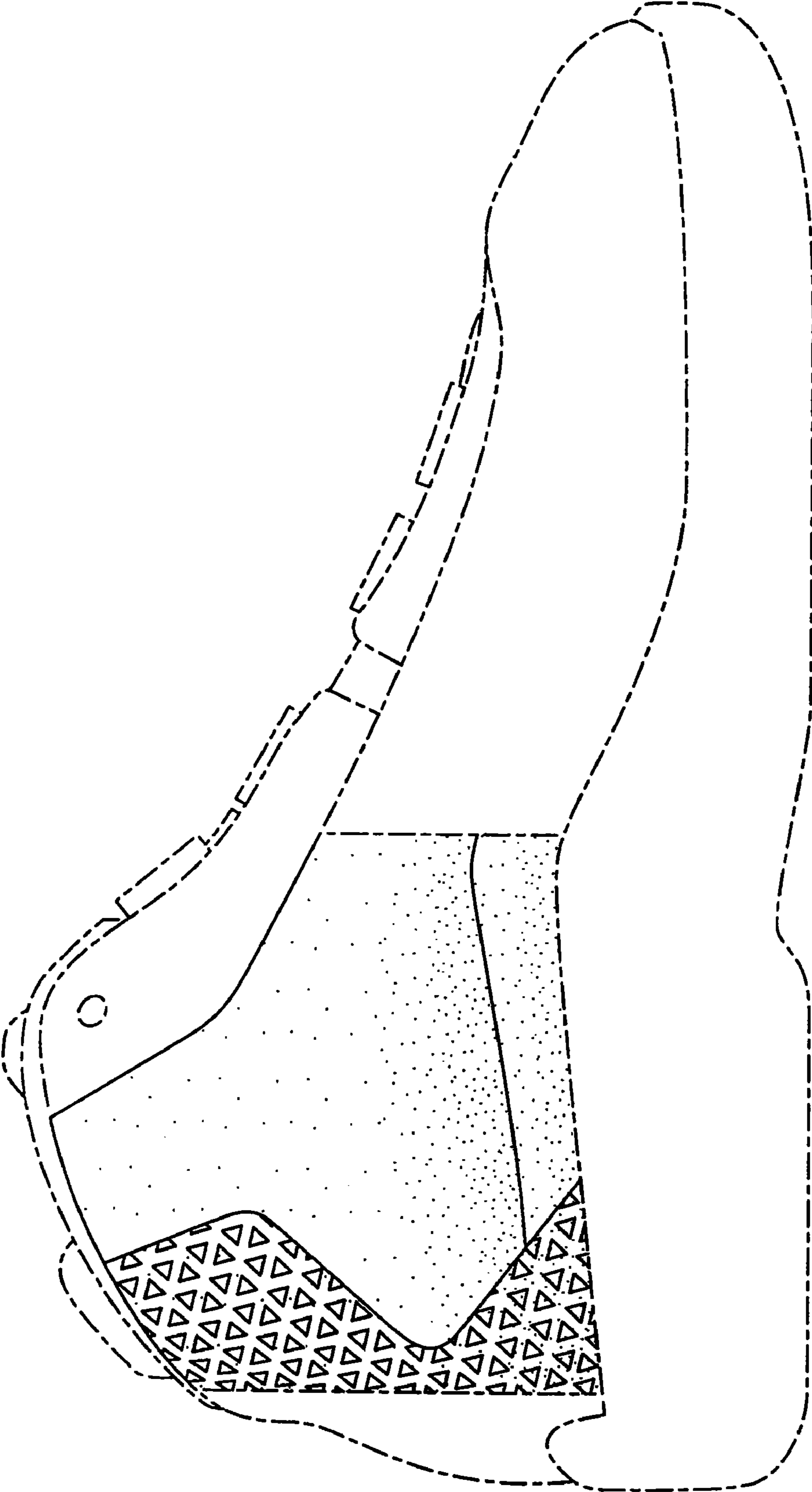


FIG. 3