

US00D546052S

(12) **United States Design Patent** (10) **Patent No.:** **US D546,052 S**  
**Hull** (45) **Date of Patent:** **\*\* Jul. 10, 2007**

(54) **PORTION OF A SHOE UPPER**  
(75) Inventor: **Scot N. Hull**, Battleground, WA (US)  
(73) Assignee: **Nike, Inc.**, Beaverton, OR (US)  
(\*\*) Term: **14 Years**

D499,539 S \* 12/2004 Hlavacs ..... D2/972  
D499,783 S 12/2004 Stryjak  
D505,253 S 5/2005 Rask  
D509,053 S 9/2005 Chang  
D513,849 S 1/2006 Hull  
D514,302 S 2/2006 Young  
D514,303 S 2/2006 Wahoske

(21) Appl. No.: **29/277,245**

(Continued)

(22) Filed: **Feb. 20, 2007**

**OTHER PUBLICATIONS**

(51) **LOC (8) Cl.** ..... **02-99**  
(52) **U.S. Cl.** ..... **D2/972**  
(58) **Field of Classification Search** ..... D2/902,  
D2/906-908, 943, 944, 969, 972-974; 36/45,  
36/50.1, 77 M, 77 R, 83, 88, 113, 114, 126-131  
See application file for complete search history.

Nike Footwear Catalog, Holiday 2004, p. M43, published Mar. 2004.  
Nike Footwear Catalog, Holiday 2003, p. W15, published Mar. 2003.  
Nike Footwear Catalog, Holiday 2006, p. G217, published Mar. 2006.

(Continued)

(56) **References Cited**

*Primary Examiner*—Dominic Simone  
(74) *Attorney, Agent, or Firm*—Banner & Witcoff, Ltd.

**U.S. PATENT DOCUMENTS**

(57) **CLAIM**

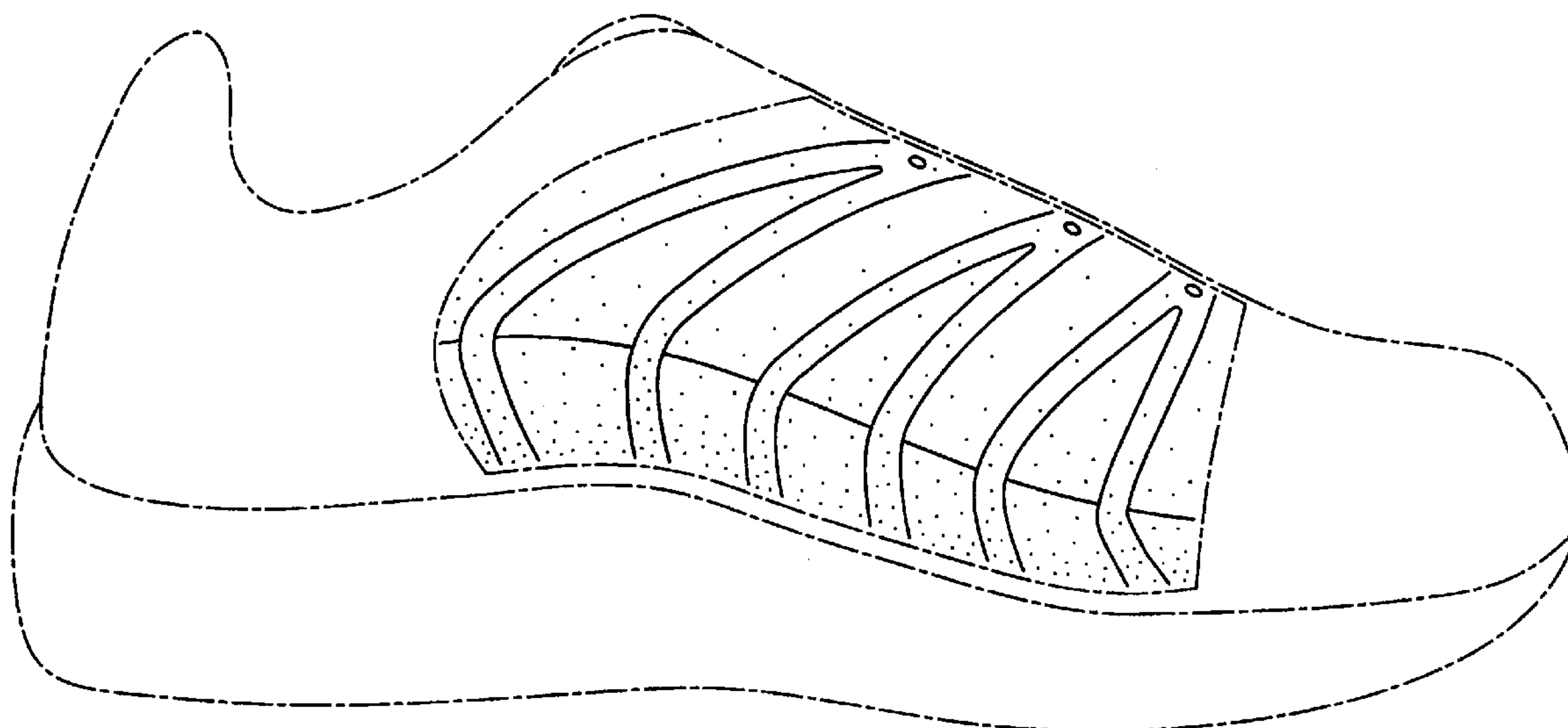
- D283,364 S 4/1986 Gamm
- 5,271,130 A 12/1993 Batra
- 5,463,822 A 11/1995 Miller
- D370,994 S 6/1996 Avar
- 5,692,319 A 12/1997 Parker et al.
- D393,353 S 4/1998 Lozano
- 5,806,208 A 9/1998 French
- D406,448 S 3/1999 Rask
- D413,721 S \* 9/1999 Roth ..... D2/972
- D434,213 S 11/2000 Smith
- D447,860 S 9/2001 Matis et al.
- D452,069 S 12/2001 Allen
- D452,608 S 1/2002 McDowell
- D452,990 S 1/2002 McDowell
- D474,010 S 5/2003 Gerber
- D479,392 S 9/2003 Hillyer
- D481,530 S 11/2003 Hillyer
- D485,052 S 1/2004 Holmes
- D487,339 S 3/2004 Laberge
- D495,865 S 9/2004 Lee

The ornamental design for a portion of a shoe upper, as shown and described.

**DESCRIPTION**

FIG. 1 is a perspective view of a portion of a shoe upper showing my new design;  
FIG. 2 is a side view thereof; and,  
FIG. 3 is a rear perspective view thereof.  
The uneven broken lines immediately adjacent to the shaded area represent unclaimed boundaries of the design. The uneven broken line showing of the remainder of the shoe is for illustrative purposes only and forms no part of the claimed design.

**1 Claim, 3 Drawing Sheets**



# US D546,052 S

Page 2

---

## U.S. PATENT DOCUMENTS

D515,800 S 2/2006 Bertholon  
D516,291 S 3/2006 Young  
D520,226 S 5/2006 Lotti  
D520,227 S 5/2006 Portzline  
D520,731 S 5/2006 Lupo  
D522,226 S 6/2006 Caine  
D522,732 S 6/2006 Cooper  
D522,737 S \* 6/2006 Jonsson ..... D2/972  
D523,619 S 6/2006 Mermet  
D527,175 S 8/2006 Lee  
D528,278 S \* 9/2006 Hui ..... D2/972  
D528,281 S \* 9/2006 Mermet ..... D2/972

D528,283 S \* 9/2006 Holmes ..... D2/972  
D528,284 S \* 9/2006 Cessor ..... D2/972  
D528,770 S \* 9/2006 Chang ..... D2/972  
D528,771 S 9/2006 Lupo  
D532,965 S 12/2006 Huthmaker

## OTHER PUBLICATIONS

Nike Footwear Catalog, Fall 2000, p. M2, published Nov. 1999.  
Nike Footwear Catalog, Fall 1994, pp. M40, W96 and W104,  
published Nov. 1993.  
Nike Footwear Catalog, Spring 1997, p. M7, published Jun. 1996.

\* cited by examiner

FIG. 1

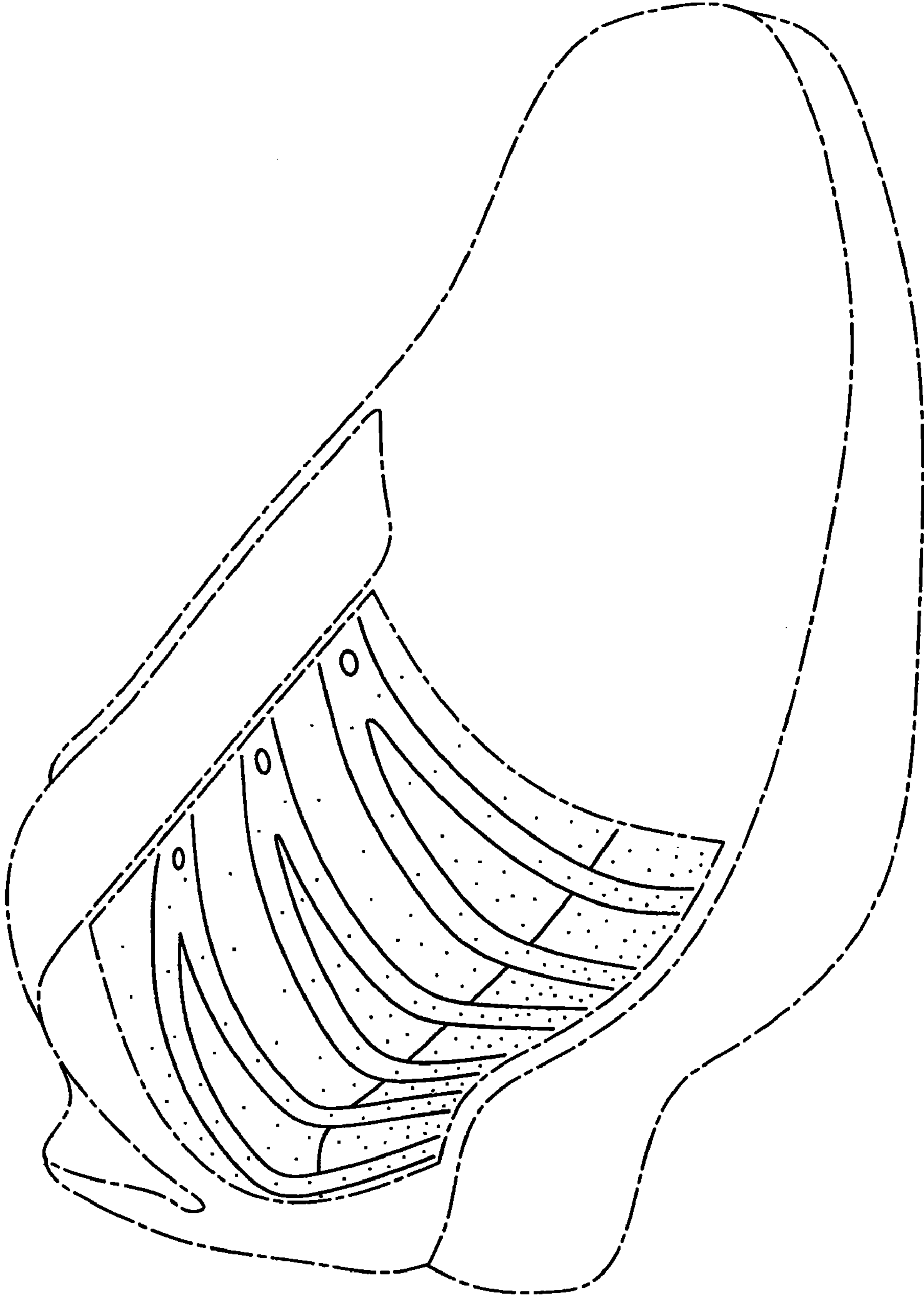


FIG. 2

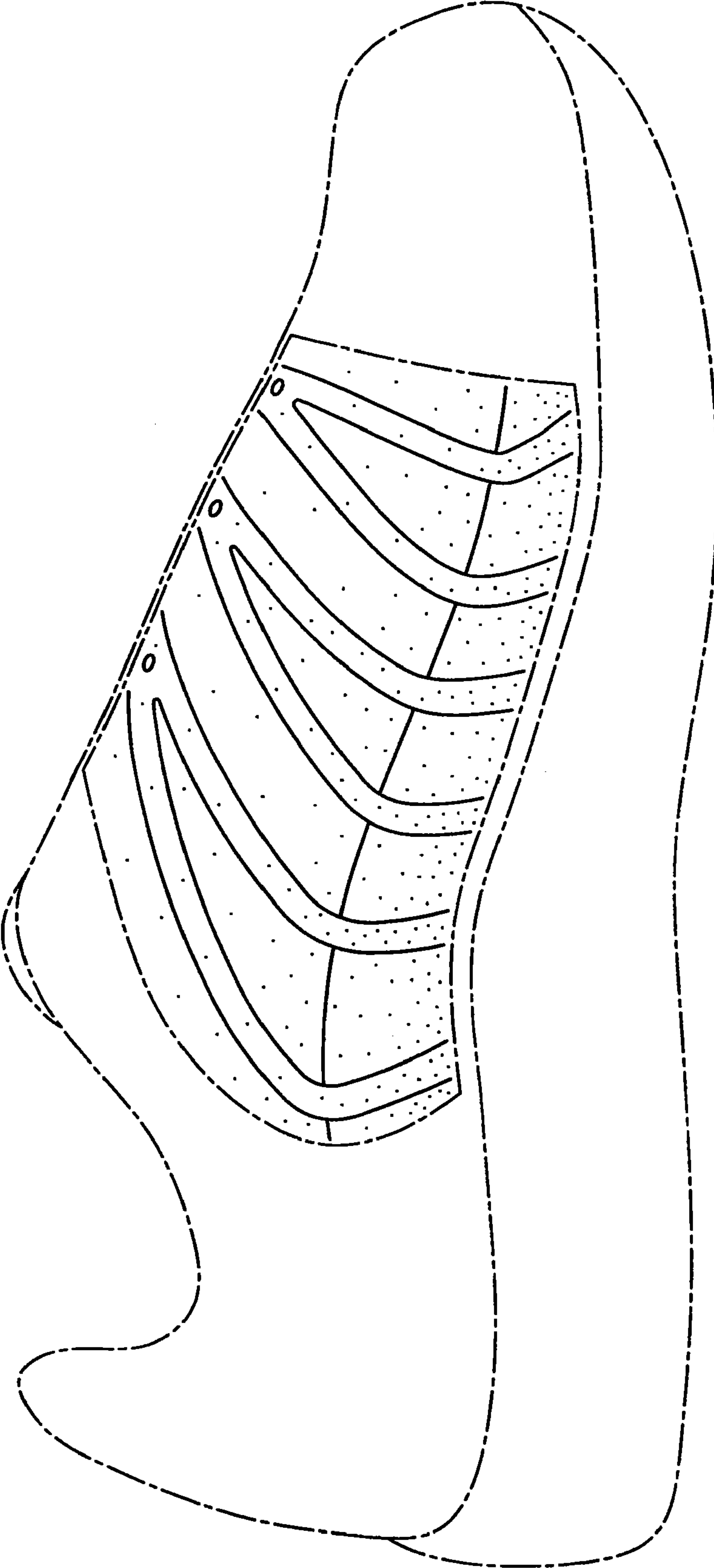


FIG. 3

