

US00D546051S

(12) **United States Design Patent**
Lupo

(10) **Patent No.:** **US D546,051 S**
(45) **Date of Patent:** **** Jul. 10, 2007**

(54) **PORTION OF A SHOE UPPER**
(75) Inventor: **Bo Lupo**, Portland, OR (US)
(73) Assignee: **Nike, Inc.**, Beaverton, OR (US)
(**) Term: **14 Years**

D515,304 S 2/2006 Wahoske
D522,732 S 6/2006 Copper
D522,734 S 6/2006 Lubrano
D524,531 S * 7/2006 McCullagh et al. D2/972
D533,988 S * 12/2006 Minami D2/972
D534,342 S * 1/2007 Minami D2/972

(21) Appl. No.: **29/276,651**
(22) Filed: **Jan. 31, 2007**

(51) **LOC (8) Cl.** **02-99**
(52) **U.S. Cl.** **D2/972**
(58) **Field of Classification Search** D2/902,
D2/906-908, 943, 944, 969, 972-974; 36/45,
36/50.1, 77 M, 77 R, 83, 88, 113, 114, 126-131
See application file for complete search history.

OTHER PUBLICATIONS

Nike Footwear Catalog, Fall 1988, p. 56, published Dec. 1987.
Nike Footwear Catalog, Fall 1991, p. 10, published Dec. 1990.
Nike Footwear Catalog, Fall 1996, p. 9, published Dec. 1995.
Nike Footwear Catalog, Late Spring 1996, p. 14, published Aug. 1995.
Nike Footwear Catalog, Late Spring 1997, pp. 125 and 157, published Sep. 1996.
Nike Footwear Catalog, Holiday 1998, p. M17, published Feb. 1998.

(Continued)

Primary Examiner—Dominic Simone
(74) *Attorney, Agent, or Firm*—Banner & Witcoff, Ltd.

(56) **References Cited**

U.S. PATENT DOCUMENTS

D264,393 S 5/1982 Sasaki
D278,281 S 4/1985 Dreir et al.
D290,181 S 6/1987 Autry
D335,389 S 5/1993 Hatfield et al.
D337,649 S 7/1993 Greene
D348,561 S 7/1994 Lozano
D348,767 S 7/1994 Hatfield et al.
D384,800 S 10/1997 Rask
D440,394 S 4/2001 Avar
D458,440 S 6/2002 Berluti
D459,867 S 7/2002 Morris
D460,251 S 7/2002 Dolan
D467,722 S 12/2002 Wahoske
D475,520 S * 6/2003 Avar D2/972
D475,846 S 6/2003 Lupo
D493,028 S 7/2004 Len
D498,355 S 11/2004 Fullman
D499,875 S 12/2004 Lozano
D513,362 S 1/2006 Kuerbis

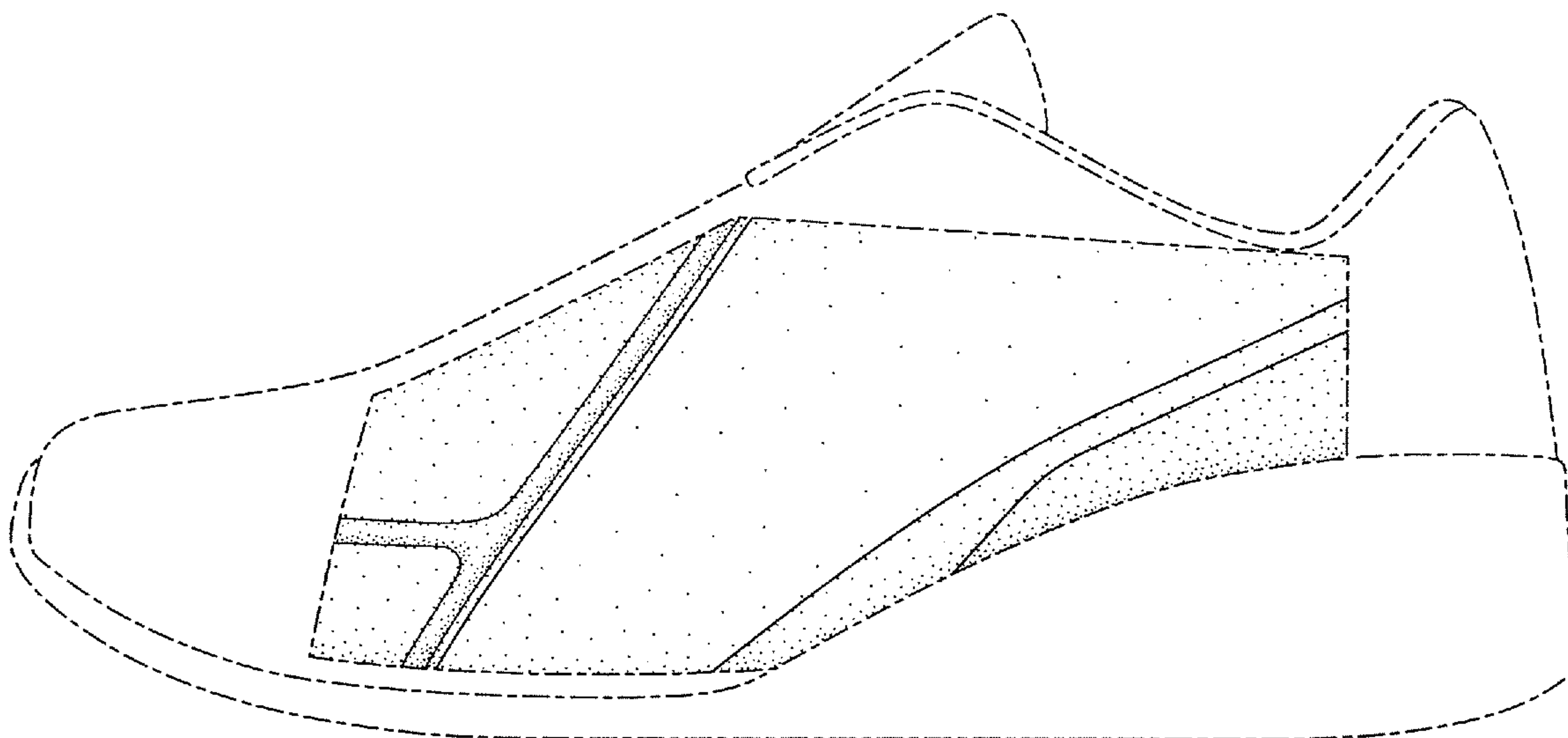
(57) **CLAIM**

The ornamental design for a portion of a shoe upper, as shown and described.

DESCRIPTION

FIG. 1 is a front perspective view of a shoe showing my new design of a portion of a shoe upper;
FIG. 2 is a rear perspective view thereof; and,
FIG. 3 is a side elevational view of one side thereof.
The broken lines immediately adjacent to the shaded area represent an unclaimed boundary of the design. The broken line showing of the remainder of the shoe upper and the shoe sole is for illustrative purposes only and forms no part of the claimed design.

1 Claim, 3 Drawing Sheets



OTHER PUBLICATIONS

Nike Footwear Catalog, Holiday 1999, pp. M28 and W93, published Mar. 1999.

Nike Footwear Catalog, Fall (#1-blue), 2000, p. 39, published Nov. 1999.

Nike Footwear Catalog, Late Spring 2003, pp. W5 and M17, published Sep. 2002.

Nike Footwear Catalog, Holiday 2004, p. M12, published Mar. 2004.

Nike Footwear Catalog, Fall 2004, pp. M6 and M7, published Nov. 2003.

Nike Footwear Catalog, Late Spring 2005, p. W27, published Aug. 2004.

Nike Footwear Catalog, Fall 2006, pp. M13, W35 and W136, published Nov. 2005.

Nike Footwear Catalog, Spring 2006, p. 155, published Jun. 2005.

Nike Footwear Catalog, Summer 2007, p. 9, published Sep. 2006.

* cited by examiner



FIG. 1

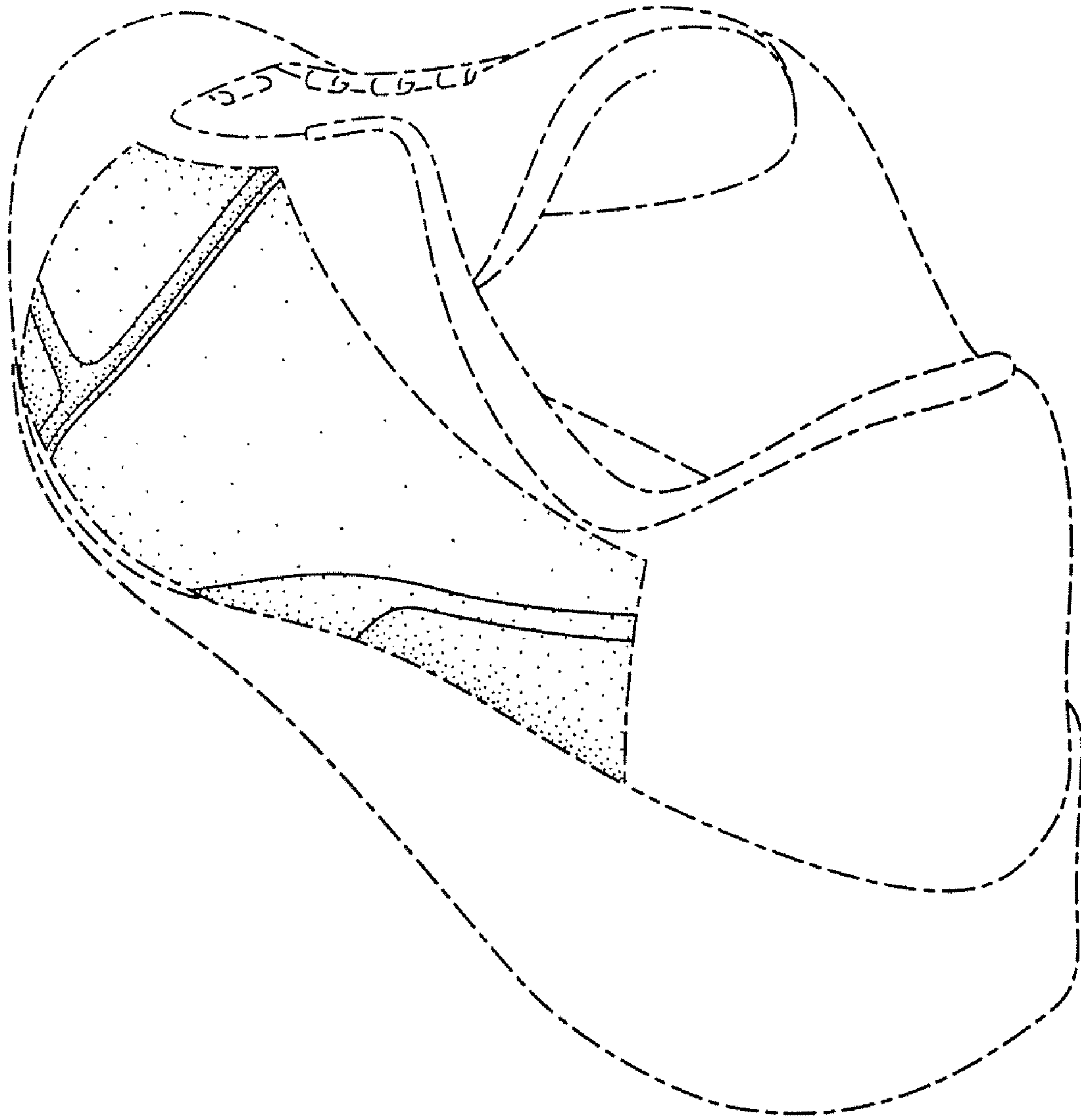


FIG. 2

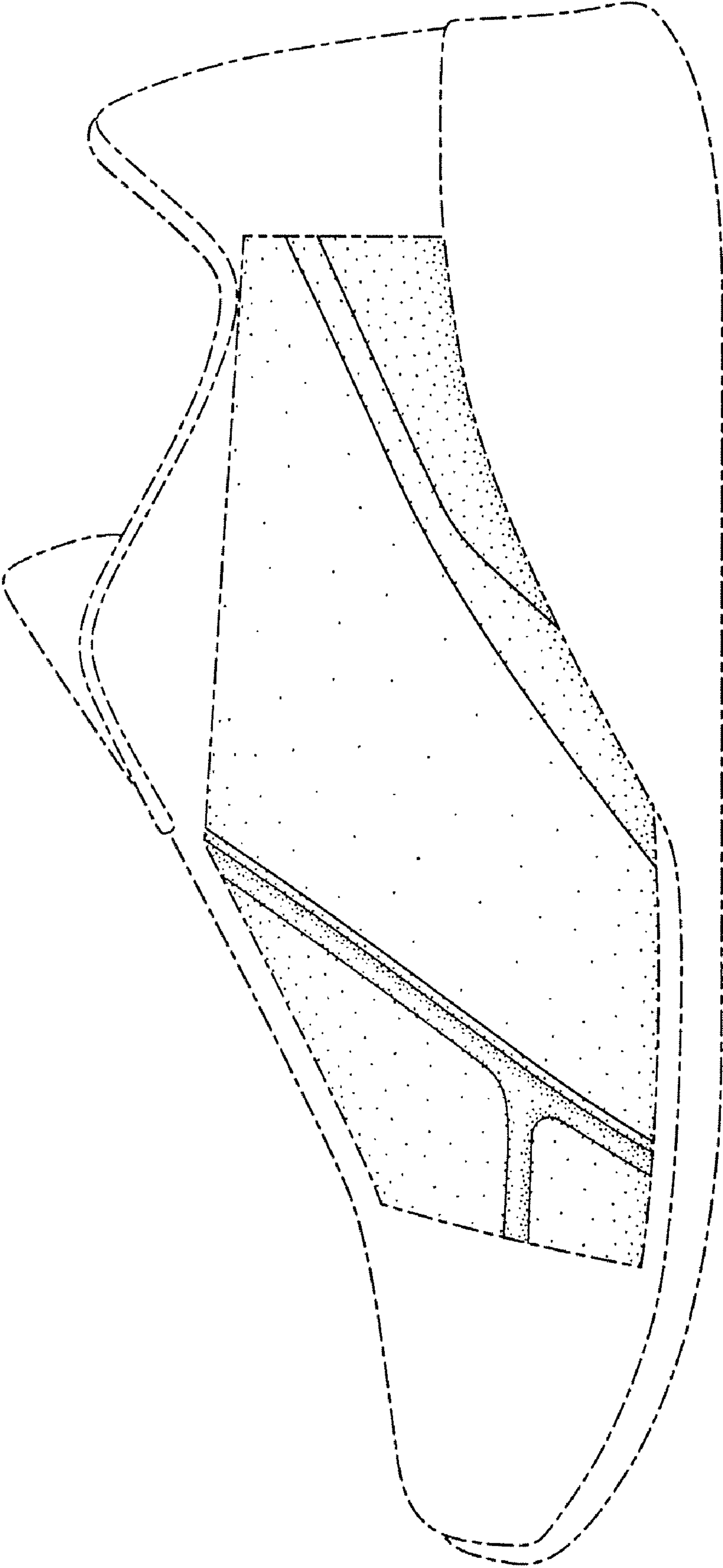


FIG. 3