

US00D546050S

(12) **United States Design Patent**  
**Edwards**

(10) **Patent No.:** **US D546,050 S**

(45) **Date of Patent:** **\*\* Jul. 10, 2007**

(54) **PORTION OF A SHOE UPPER**

(75) Inventor: **D'Wayne Edwards**, Beaverton, OR  
(US)

(73) Assignee: **Nike, Inc.**, Beaverton, OR (US)

(\*\*) Term: **14 Years**

(21) Appl. No.: **29/275,086**

(22) Filed: **Dec. 12, 2006**

(51) **LOC (8) Cl.** ..... **02-99**

(52) **U.S. Cl.** ..... **D2/972**

(58) **Field of Classification Search** ..... D2/902,  
D2/906-908, 943, 944, 968, 972-974; 36/45,  
36/50.1, 77 M, 77 R, 83, 88, 113, 114, 126-131  
See application file for complete search history.

(56) **References Cited**

**U.S. PATENT DOCUMENTS**

D239,217 S	3/1976	Lloyd	
D239,478 S	4/1976	Senter	
D239,479 S	4/1976	Senter	
D271,633 S	12/1983	Casetta	
D272,963 S	3/1984	Muller et al.	
D309,823 S	8/1990	Kilgore et al.	
D319,529 S	9/1991	Hatfield	
D335,389 S	5/1993	Hatfield et al.	
D345,253 S *	3/1994	Lucas	D2/969
D346,898 S	5/1994	Teague	
D398,758 S *	9/1998	Hlavacs	D2/972
D398,759 S *	9/1998	Hlavacs	D2/972
D413,013 S	8/1999	Koh	
D413,720 S *	9/1999	Smith, III	D2/972
D463,100 S *	9/2002	Lupo et al.	D2/972
D474,883 S	5/2003	Cooper	
D486,630 S	2/2004	Robbins	
D490,229 S	5/2004	Cooper	
D490,973 S	6/2004	Link	

D491,347 S *	6/2004	Cooper	D2/972
D510,474 S	10/2005	Henderson	
D513,114 S *	12/2005	Jonsson	D2/972
D513,665 S	1/2006	Teague	
D519,274 S *	4/2006	Chang	D2/972
D522,737 S *	6/2006	Jonsson	D2/972
D523,620 S *	6/2006	Cass	D2/972
D528,281 S *	9/2006	Mermet	D2/972
D528,282 S	9/2006	Lee	
D528,764 S *	9/2006	Clancy	D2/972
D531,792 S	11/2006	Roulo	

**OTHER PUBLICATIONS**

Nike Footwear Catalog, Fall 1994, p. 140, published Nov. 1993.  
Nike Footwear Catalog, Holiday 1994, p. 50, published Mar. 1994.  
Nike Footwear Catalog, Late Spring 1994, p. 36, published Sep. 1993.  
Nike Footwear Catalog, Fall 1995, p. 23, published Nov. 1994.

\* cited by examiner

*Primary Examiner*—Dominic Simone

(74) *Attorney, Agent, or Firm*—Banner & Witcoff, Ltd.

(57) **CLAIM**

The ornamental design for a portion of a shoe upper, as shown and described.

**DESCRIPTION**

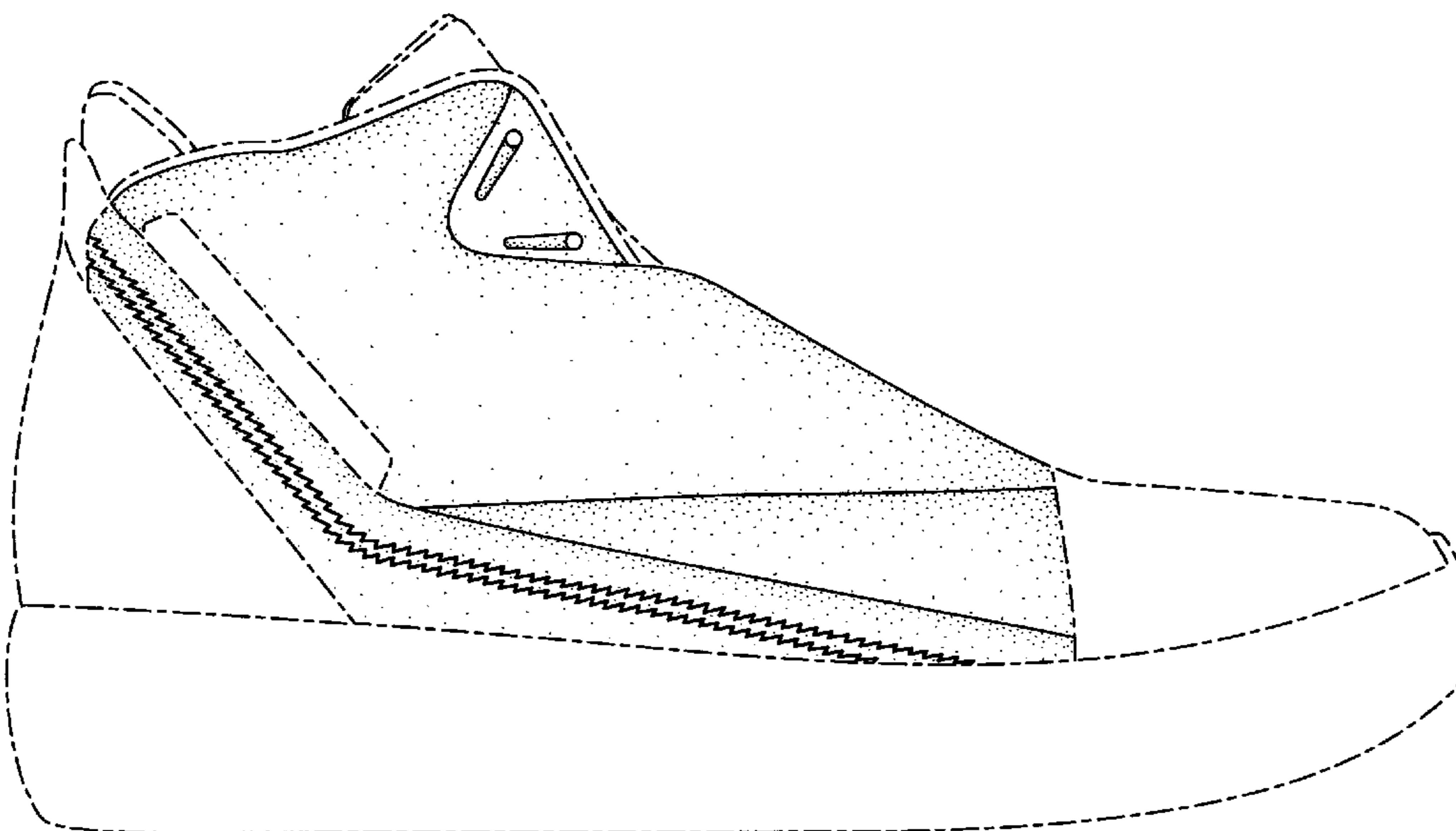
FIG. 1 is a front perspective view of a portion of a shoe upper showing my new design;

FIG. 2 is a rear perspective view thereof; and,

FIG. 3 is a side view thereof.

The uneven broken lines within the claim and immediately adjacent to the shaded areas represent unclaimed boundaries of the design. The uneven broken line showing of the remainder of the shoe is for illustrative purposes only and forms no part of the claimed design.

**1 Claim, 3 Drawing Sheets**



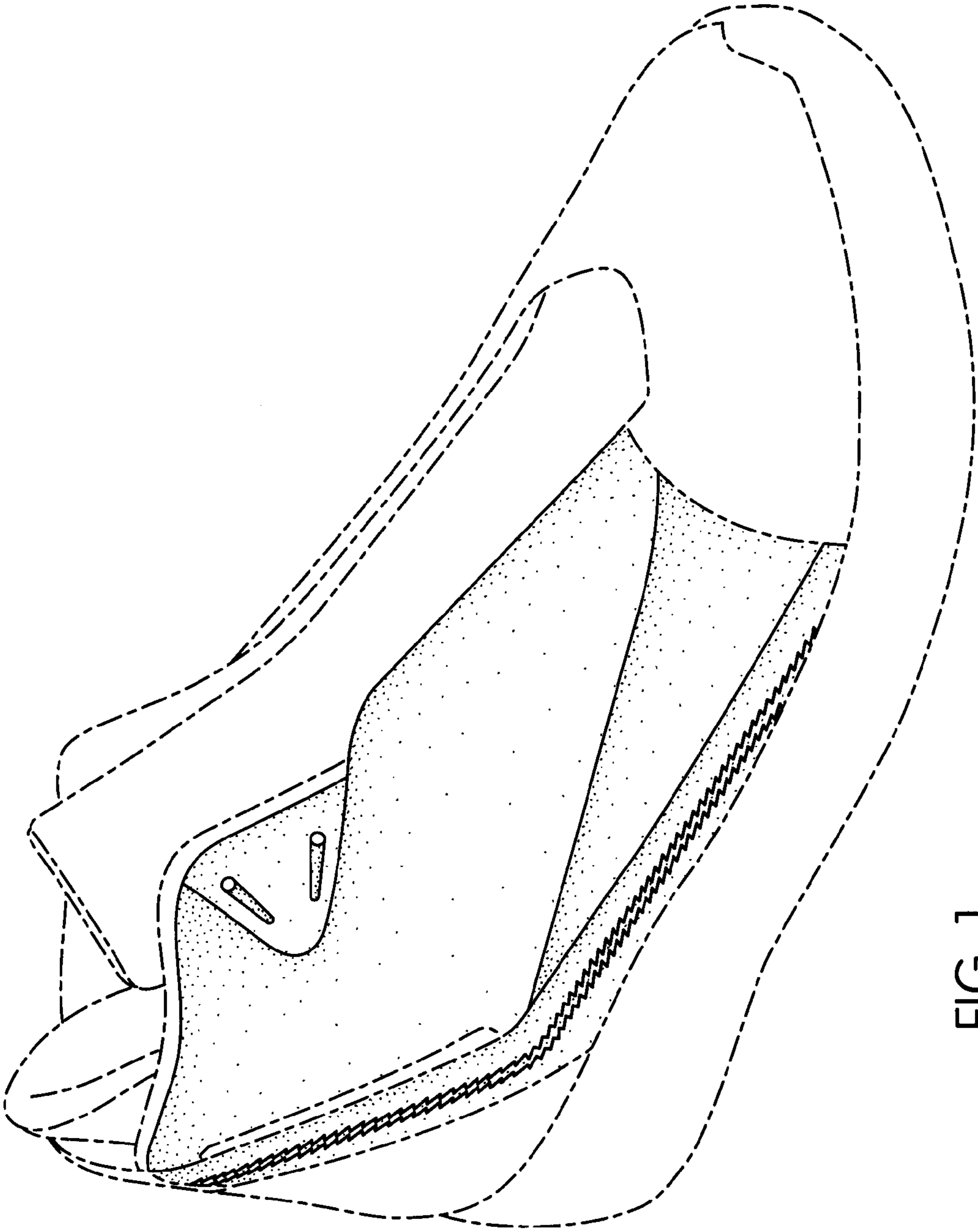


FIG. 1

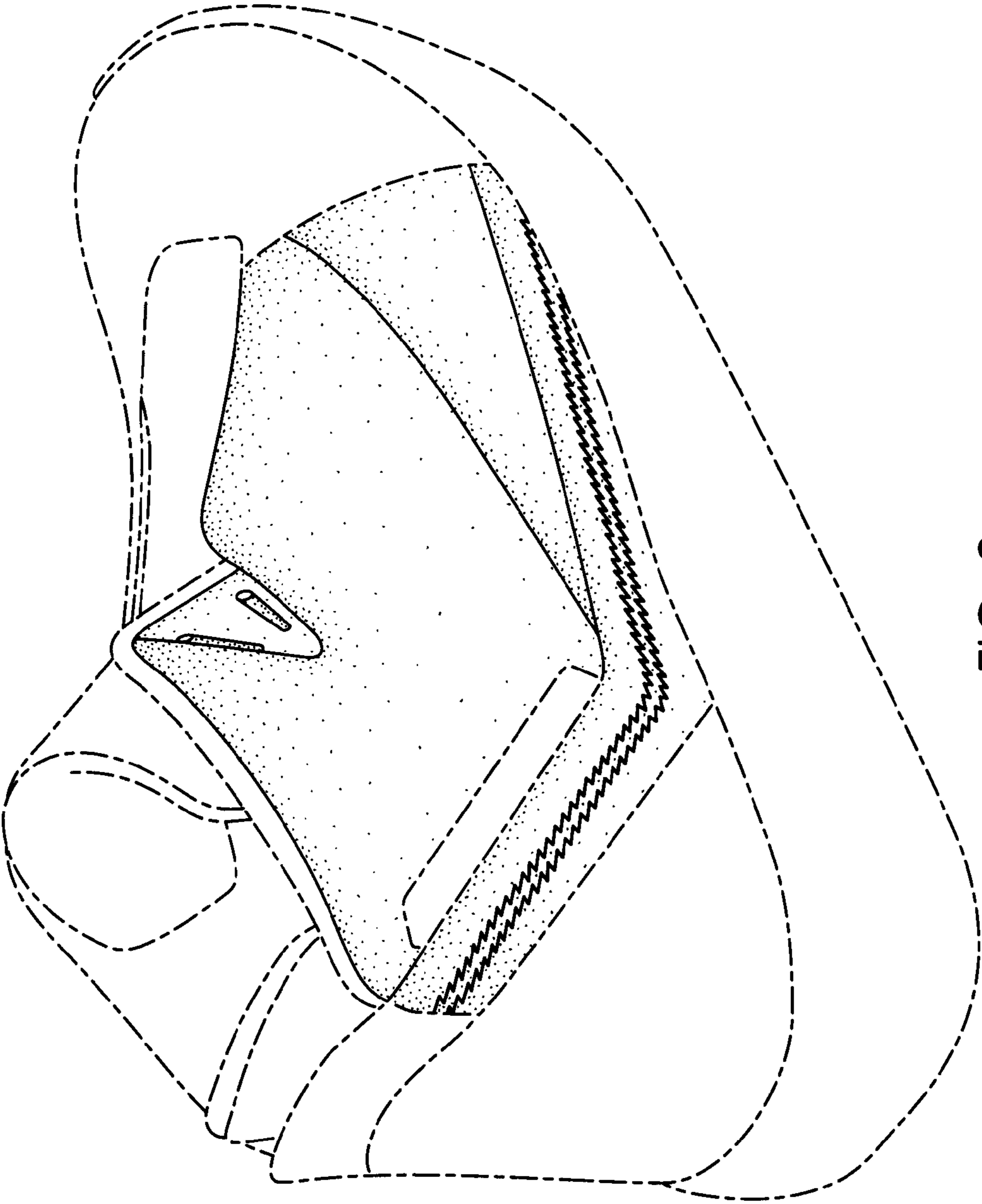


FIG. 2

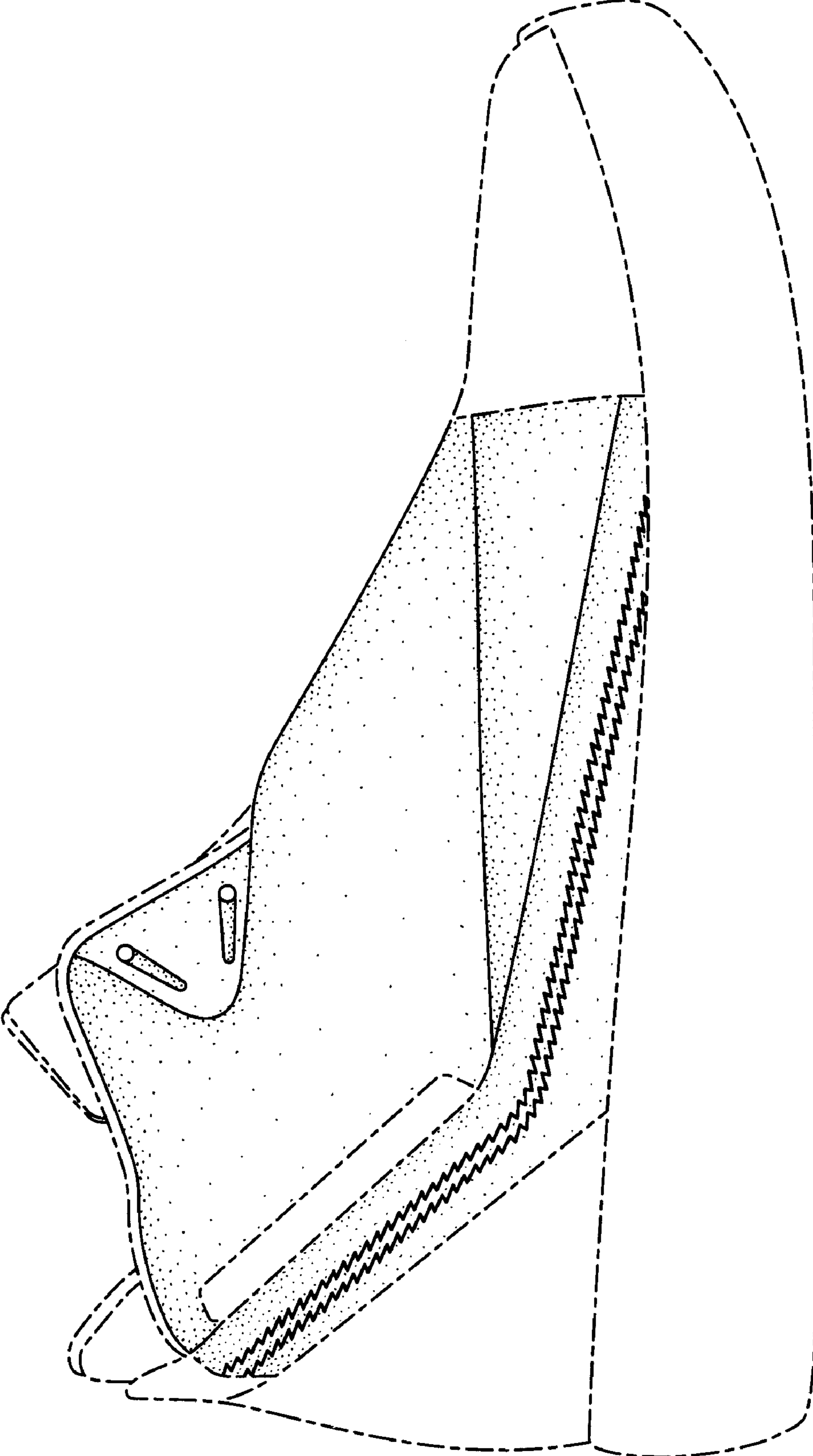


FIG. 3