

US00D546048S

(12) **United States Design Patent**  
**Keen**

(10) **Patent No.:** **US D546,048 S**  
(45) **Date of Patent:** **\*\* Jul. 10, 2007**

(54) **SHOE UPPER TOE CAP**

(75) Inventor: **Martin Keen**, Jamestown, RI (US)

(73) Assignee: **The Timberland Company**, Stratham, NH (US)

(\*\*) Term: **14 Years**

(21) Appl. No.: **29/267,654**

(22) Filed: **Oct. 19, 2006**

**Related U.S. Application Data**

(62) Division of application No. 29/251,786, filed on Jan. 12, 2006, now Pat. No. Des. 534,719, which is a division of application No. 11/182,970, filed on Jul. 15, 2005, and a division of application No. 29/234,283, filed on Jul. 15, 2005, now Pat. No. Des. 528,270.

(51) **LOC (8) Cl.** ..... **02-99**

(52) **U.S. Cl.** ..... **D2/972**

(58) **Field of Classification Search** ..... D2/896,  
D2/916, 903, 907, 908, 943, 944, 969, 972-974,  
D2/947, 951, 954, 960; 36/7.3, 4, 8.1, 11.5  
See application file for complete search history.

(56) **References Cited**

**U.S. PATENT DOCUMENTS**

- D35,490 S \* 12/1901 Hatheway ..... D2/916
- D37,359 S \* 2/1905 Borchardt ..... D2/916
- 1,386,684 A \* 8/1921 Bradford ..... 36/11.5
- 2,169,337 A 8/1939 Davis
- D135,155 S \* 3/1943 Huff ..... D2/916
- 2,496,782 A 2/1950 Engel
- D158,653 S \* 5/1950 Fenlason ..... D2/916
- D163,359 S \* 5/1951 Braun ..... D2/916
- D163,615 S \* 6/1951 Laughlin ..... D2/916
- 3,002,297 A \* 10/1961 Neilson ..... 36/11.5

- 4,107,857 A 8/1978 Devlin
- 4,294,023 A 10/1981 Banford
- 4,619,058 A 10/1986 Gumbert
- 4,942,678 A 7/1990 Gumbert
- D363,815 S \* 11/1995 Lucarelli ..... D2/960
- 5,651,195 A 7/1997 Clancy
- D394,947 S \* 6/1998 Avar ..... D2/960
- D406,688 S 3/1999 Winters et al.
- 6,052,921 A 4/2000 Oreck
- D433,220 S \* 11/2000 Fogg ..... D2/972

(Continued)

*Primary Examiner*—Dominic Simone  
(74) *Attorney, Agent, or Firm*—Lerner, David, Littenberg, Krumholz & Mentlik, LLP

(57) **CLAIM**

The ornamental design for a shoe upper toe cap, as shown and described.

**DESCRIPTION**

FIG. 1 is a perspective view of a shoe upper toe cap in accordance with the present invention;

FIG. 2 is a right side elevational view of the shoe upper toe cap of FIG. 1;

FIG. 3 is a left side elevational view of the shoe upper toe cap of FIG. 1;

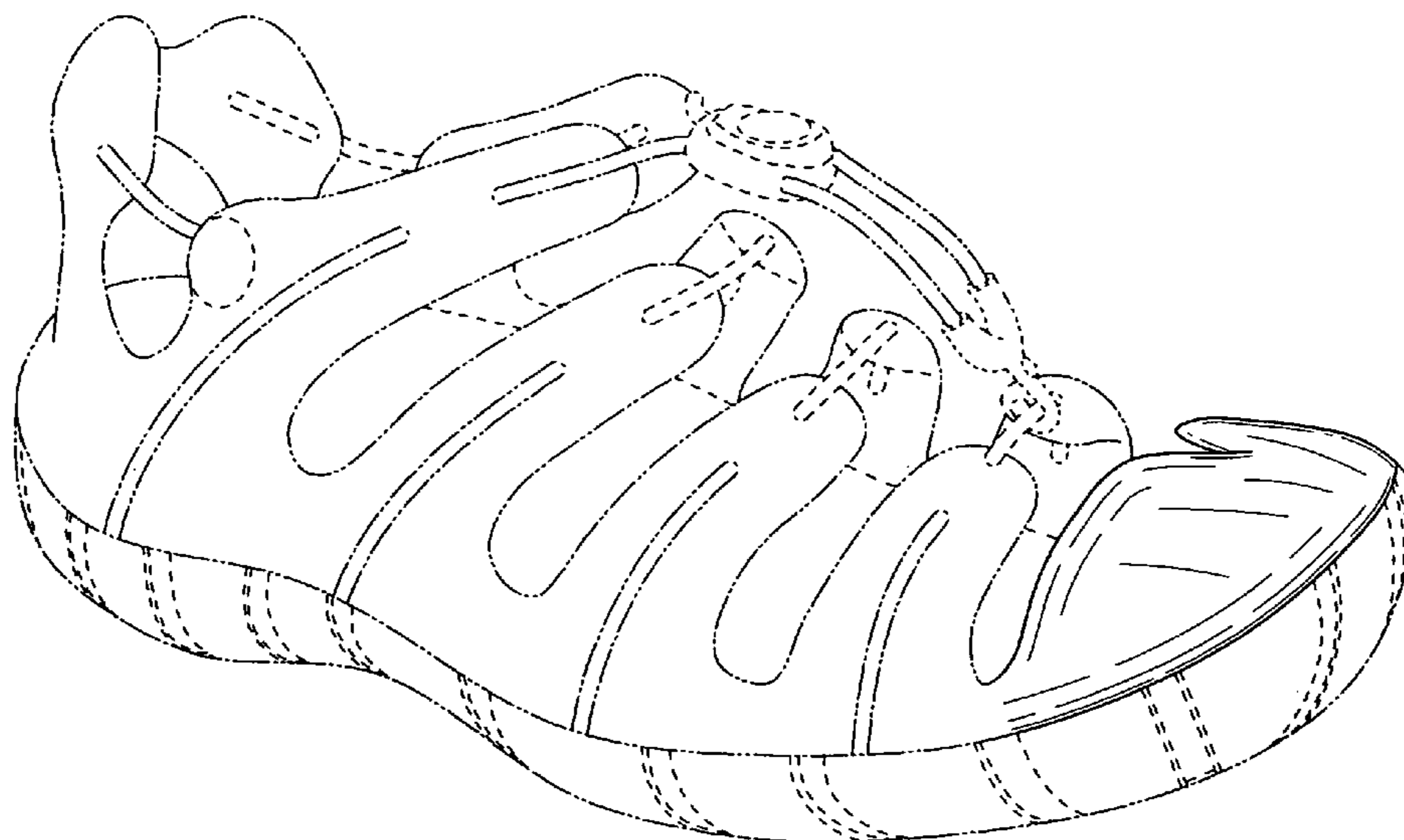
FIG. 4 is a top plan view of the shoe upper toe cap of FIG. 1;

FIG. 5 is a front elevational view of the shoe upper toe cap of FIG. 1; and,

FIG. 6 is a rear elevational view of the shoe upper toe cap of FIG. 1.

The appearance of the elements presented in broken line format form no part of the claimed invention.

**1 Claim, 4 Drawing Sheets**



# US D546,048 S

Page 2

---

## U.S. PATENT DOCUMENTS

D440,033 S *	4/2001	Neely .....	D2/954	D513,838 S *	1/2006	Birkenstock .....	D2/916
D475,180 S	6/2003	Cosentino		D514,294 S *	2/2006	Matis .....	D2/969
D487,334 S *	3/2004	Issler .....	D2/960	D515,299 S *	2/2006	Burg .....	D2/969
D487,613 S *	3/2004	Urie et al. ....	D2/960	D517,302 S *	3/2006	Ardissono .....	D2/969
6,701,644 B2	3/2004	Oorei et al.		2003/0182820 A1	10/2003	Fuerst et al.	
D505,250 S *	5/2005	Adams et al. ....	D2/969	2004/0128863 A1	7/2004	Hong et al.	
D509,049 S *	9/2005	McClaskie .....	D2/960	2005/0060914 A1	3/2005	Fuerst	
D511,883 S *	11/2005	Matis .....	D2/969	2005/0274040 A1	12/2005	Fuerst	

\* cited by examiner

FIG. 1

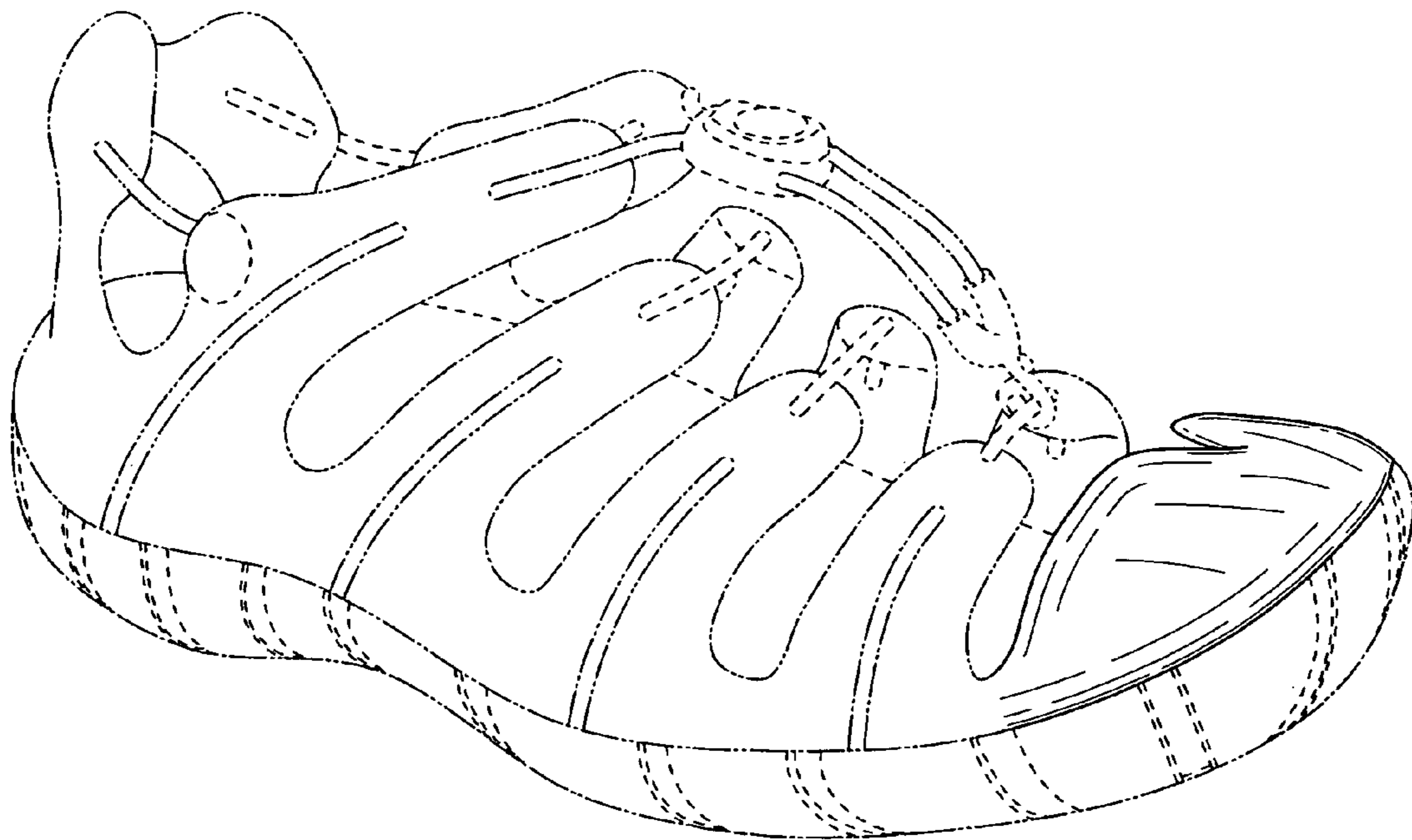


FIG. 2

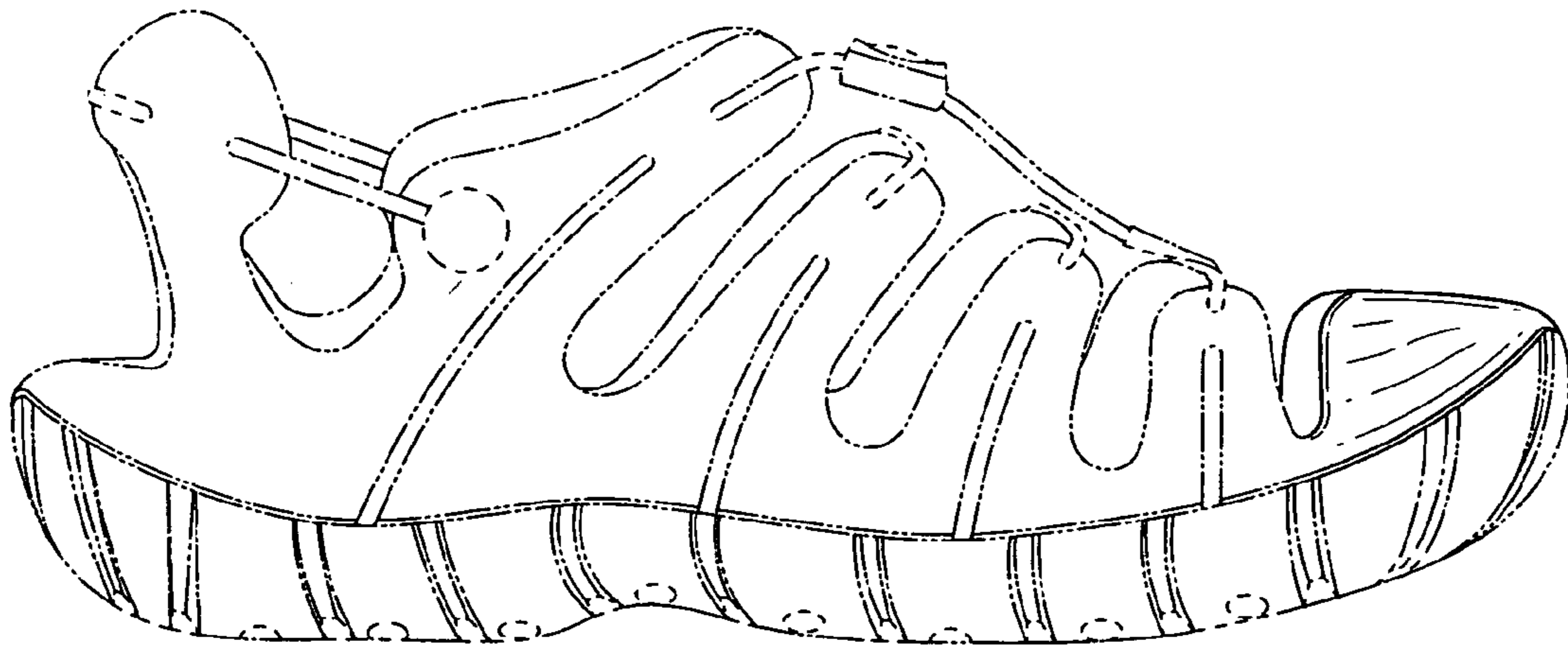


FIG. 3

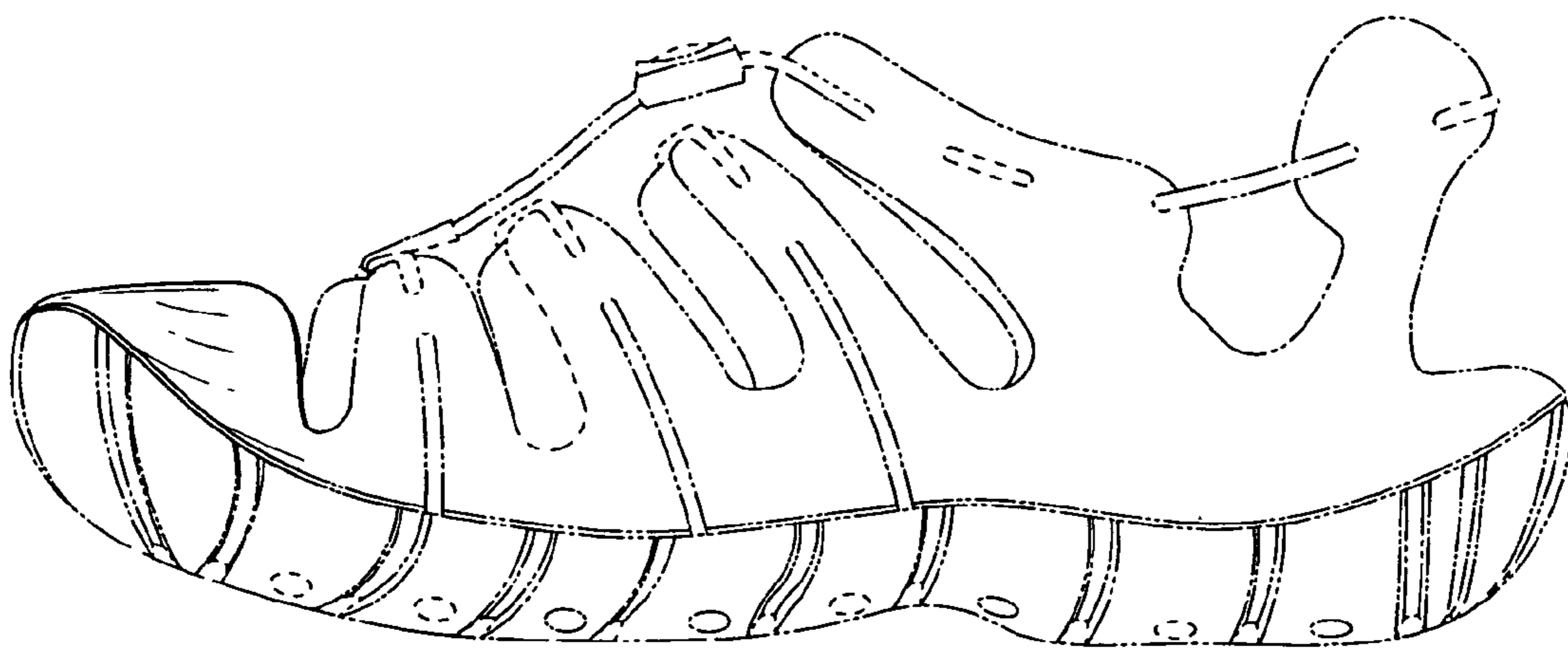
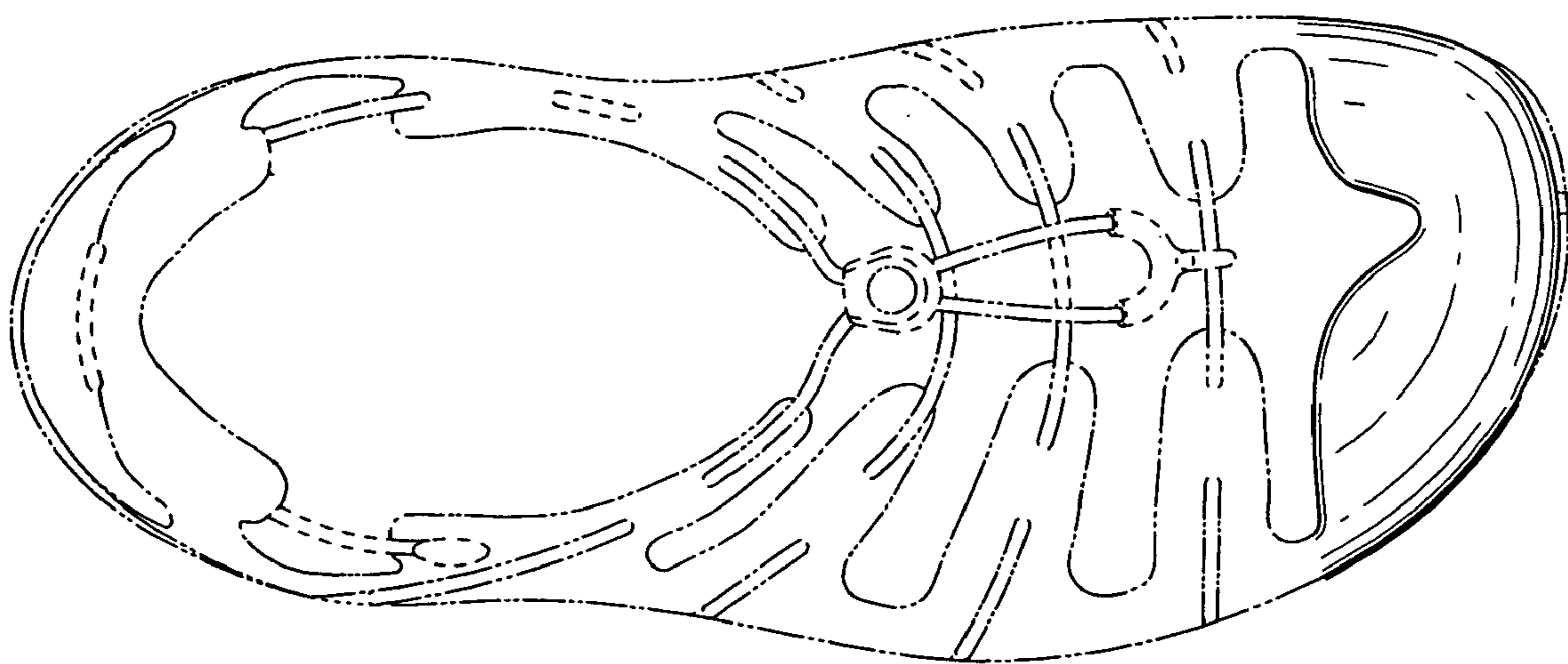
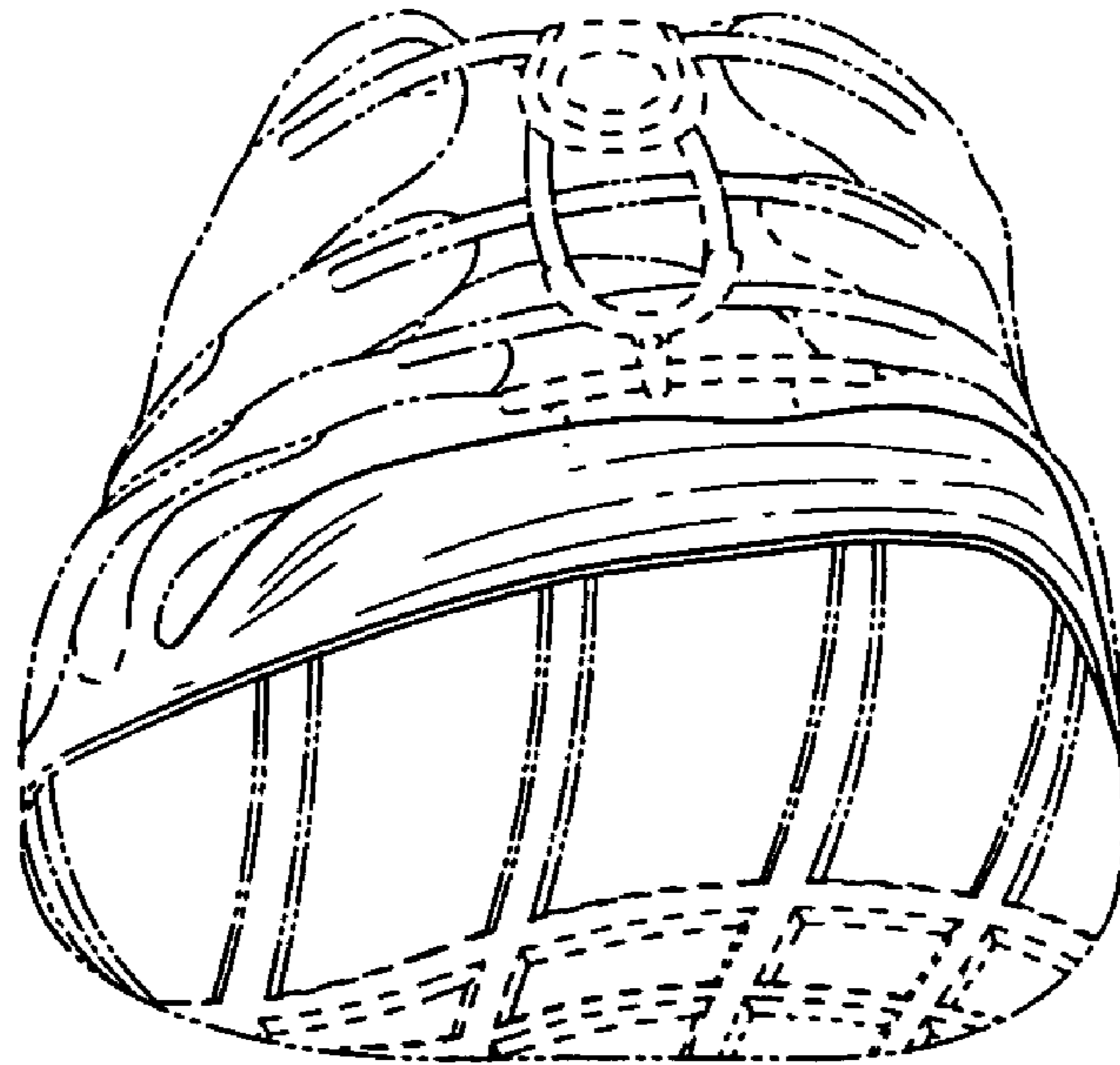


FIG. 4





**FIG. 5**



**FIG. 6**

